

UNDERSTAND

THAT WE CAN DO MORE
THAN DIALYSIS

PROFILE
2015

WHICH
INNOVATIVE
SOLUTIONS
ARE IMPOR-
TANT TO OUR
PATIENTS



THAT WE
HAVE SET THE
COURSE FOR
A SUCCESSFUL
FUTURE

*How we further
strengthen
our market
position
and generate
profitable
growth*

WHAT COUNTS



ABOUT FOUR DECADES
OF EXPERIENCE, INNOVATIVE
RESEARCH, THE GLOBAL
LEADER IN DIALYSIS SERVICES
AND PRODUCTS – THAT IS
FRESENIUS MEDICAL CARE.

**CREATING
A FUTURE
WORTH LIVING.
FOR PATIENTS.
WORLDWIDE.
EVERY DAY.**

Patients with kidney disease can now look ahead with much more confidence thanks to our innovative technologies and treatment concepts. We give them a future, one that offers them the best possible quality of life. We use the increasing demand for modern dialysis methods to our advantage and work consistently to enhance the Company's growth perspectives. Together with our employees, we focus on pursuing strategies that will enable us to uphold our technological leadership. As a vertically integrated company, we offer products and services for the entire dialysis value chain.

The highest medical standards are our benchmark. This is our commitment to our patients, our partners in the health care system and our investors, who trust in the reliable performance and the future of Fresenius Medical Care.

**RICE POWELL**

CEO and Chairman of the
Management Board

*“We can only offer the
best care if we truly
understand our
patients, our business
and the markets in
which we operate.”*





EMPLOYEES 2015



104,033

*Fresenius Medical Care
is the world's leading
provider of products and
services for people with
chronic kidney failure.*

37

production sites
worldwide

REVENUE 2015 IN \$ M

16,738



AROUND

2.8 M

PATIENTS WORLDWIDE
REGULARLY
RECEIVE A DIALYSIS
TREATMENT.

**DIALYSIS**

is a vital blood cleansing procedure that substitutes the function of the kidney in case of kidney failure.

As a vertically integrated company, Fresenius Medical Care offers products and services along the entire dialysis value chain from a single source.

Along with our core business, we will focus on expanding our range of additional medical services.

44,596,446

dialysis treatments in 2015


Through our network of dialysis clinics we provide treatment for

294,381

patients.



*Every 0.7
seconds,
we treat a
patient with
dialysis
somewhere
in the world.*



**ONE IN TWO
DIALYSIS
MACHINES
WORLDWIDE IS
MADE BY
FRESENIUS
MEDICAL CARE.**



WE OPERATE

3,418

**DIALYSIS CENTERS
IN MORE THAN
45 COUNTRIES
WORLDWIDE.**

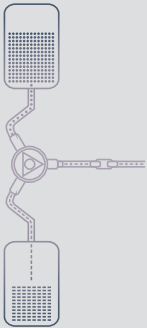
Fresenius Medical Care provides more people than ever with access to life-saving dialysis therapies. We will keep on working to expand our core business with dialysis products and the treatment of dialysis patients.



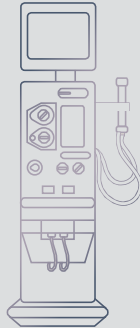
Along with strong growth in our core business, we aim to expand our range of additional medical services, the so-called Care Coordination business. Trust in the quality of our products and services makes us a reliable partner for patients, health care systems and investors.

WE PROVIDE

DIALYSIS PRODUCTS



PERITONEAL-DIALYSIS (PD)

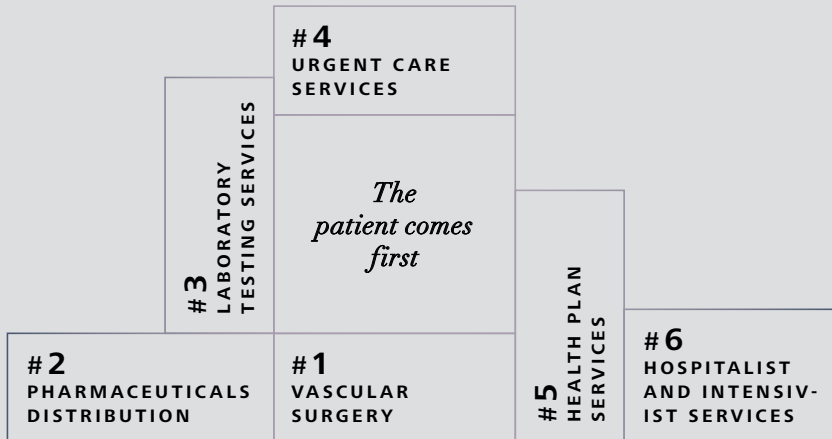


HEMO-DIALYSIS (HD)

DIALYSIS SERVICES

Fresenius Medical Care is the leading provider of dialysis services treating 294,381 patients in 2015.

CARE COORDINATION



**REVENUE
IN \$ M**

2015

16,738

(2014: 15,832)

*Change of 6%***OPERATING INCOME
(EBIT) IN \$ M**2015²**2,387**

2014

2,255*Change of 6%***NET INCOME¹
IN \$ M**2015²**1,066**

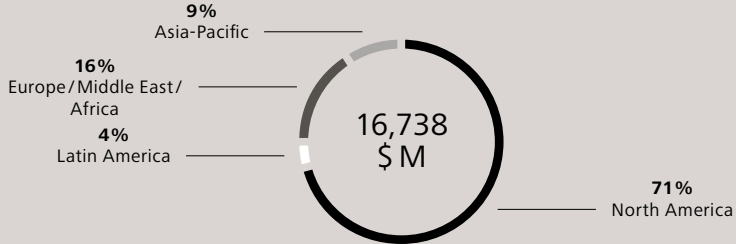
2014

1,045*Change of 2%***BASIC EARNINGS PER SHARE
IN \$****2015² 3.49****2014 3.46***Change of 1%***SELECTED KEY FIGURES
IN \$ M**

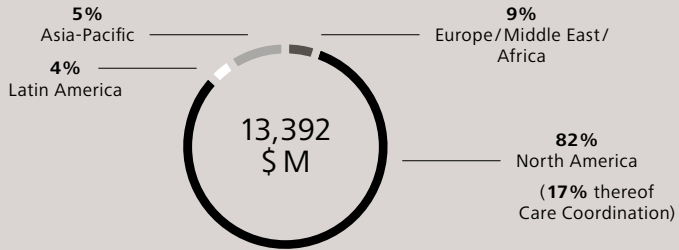
	2015	2014
Earnings before interest, taxes, depreciation and amortization (EBITDA)	3,044	2,954
Net cash provided by (used in) operating activities	1,960	1,861
Free cash flow ³	1,025	941
Capital expenditures	935	920
Acquisitions and investments, net	66	1,770
Operating income margin <i>in %</i>	13.9	14.2
Return on invested capital (ROIC) <i>in %</i>	6.9	6.9
Equity ratio (equity/total assets) ⁴ <i>in %</i>	41.1	39.5

¹ Net income attributable to shareholders of Fresenius Medical Care AG & Co. KGaA.² Adjusted for the out-of-court settlement in principle in a product liability case (GranuFlo).³ Net cash provided by (used in) operating activities after capital expenditures, before acquisitions and investments.⁴ As of December 31 of the respective year.

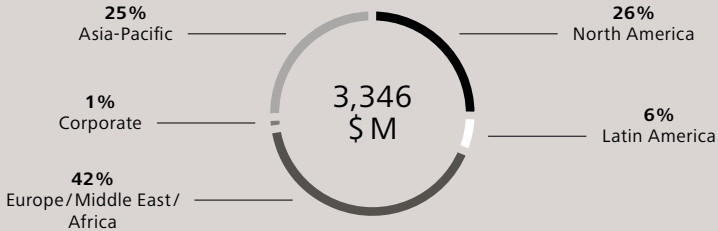
REVENUE 2015



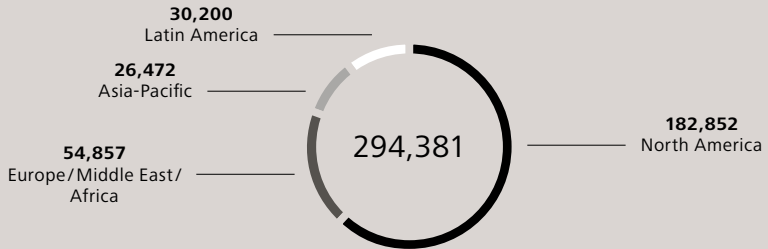
HEALTH CARE SERVICES



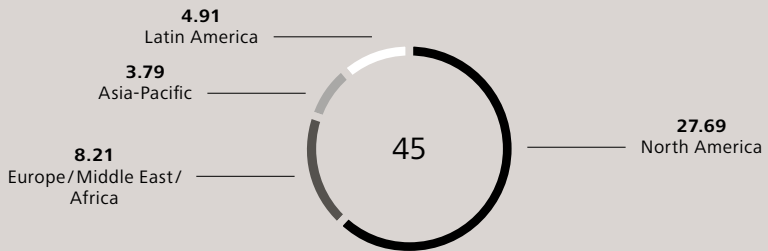
DIALYSIS PRODUCTS



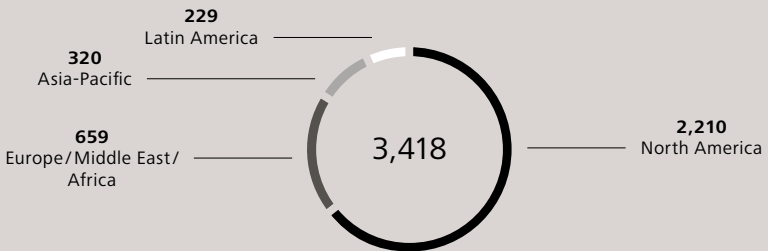
PATIENTS



**TREATMENTS
IN M**



CLINICS



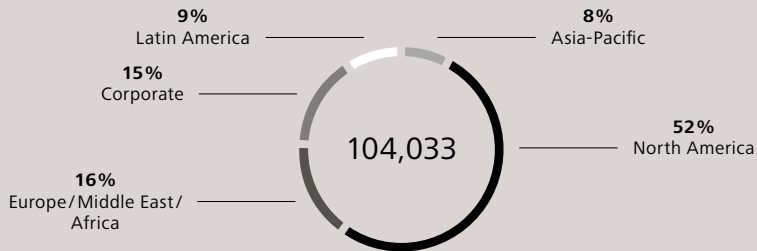
**CREATING A FUTURE WORTH LIVING.
BE A PART OF IT.**



**WE AIM:
TO OFFER OUR PATIENTS THE BEST AND SAFEST DIALYSIS
PRODUCTS AND HEALTH CARE SERVICES**

<http://career.freseniusmedicalcare.com>

EMPLOYEES BY REGION



DIVIDEND PER SHARE IN €

2015	0.80¹
2014	0.78
2013	0.77
2012	0.75
2011	0.69

¹ Proposal to be approved by the Annual General Meeting on May 12, 2016.

SHARE PRICE PERFORMANCE – 5 YEARS IN €



BASIC SHARE DATA

Stock exchanges

Frankfurt Stock Exchange/Prime Standard	FME
New York Stock Exchange (NYSE)	FMS
Reuters: XETRA/ADR NYSE	FMEG.DE/FMS.N
Bloomberg: XETRA/ADR NYSE	FME GY/FMS US

Security identification codes

WKN	578580
ISIN	DE0005785802
CUSIP No. (NYSE)	358029106

FINANCIAL CALENDAR

May 3, 2016

Report on the
first quarter 2016

May 12, 2016

Annual General Meeting
Frankfurt am Main, Germany

May 13, 2016

Payment of dividend
subject to the approval
of the Annual General Meeting

August 2, 2016

Report on the
second quarter 2016

October 27, 2016

Report on the
third quarter 2016

Subject to change

IMPRINT

FRESENIUS MEDICAL CARE AG & CO. KGAA

Registered seat and commercial register:
Hof an der Saale (Germany), HRB 4019

Chairman of the Supervisory Board:
Dr. Gerd Krick

General Partner:
Fresenius Medical Care Management AG

Registered seat and commercial register:
Hof an der Saale (Germany), HRB 3894

Management Board:
Rice Powell (Chairman),
Michael Brosnan,
Roberto Fusté,
Ronald Kuerbitz,
Dr. Olaf Schermeier,
Kent Wanzek,
Dominik Wehner

Chairman of the Supervisory Board:
Dr. Ulf M. Schneider

EDITORIAL OFFICE

Investor Relations &
Corporate Communications

PHOTOGRAPHY

David Magnusson: Cover, 4–5
Matthias Haslauer: 4–5, 8
Matthias Ziegler: 6

CONCEPT AND DESIGN

hw.design gmbh

FRESENIUS MEDICAL CARE

61346 Bad Homburg v. d. H., Germany
Tel. +49 6172 609 0
www.freseniusmedicalcare.com
<http://career.freseniusmedicalcare.com>

Investor Relations &
Corporate Communications
Tel. +49 6172 609 25 25
Fax +49 6172 609 23 01
E-Mail: ir@fmc-ag.de

Corporate Communications
Tel. +49 6172 609 23 02
Fax +49 6172 609 22 94
E-Mail: pr@fmc-ag.de