

SILENCIA



Instructions for Use

Software version: 2.0
Edition: 07A-2022
Date of issue: 2022-10
Part no.: F50007972




SILENCIA



**FRESENIUS
MEDICAL CARE**


SILENCIA assembly

1




1. Remove the bag rests from the foam insert and place them in the openings provided on the drain tray.

2



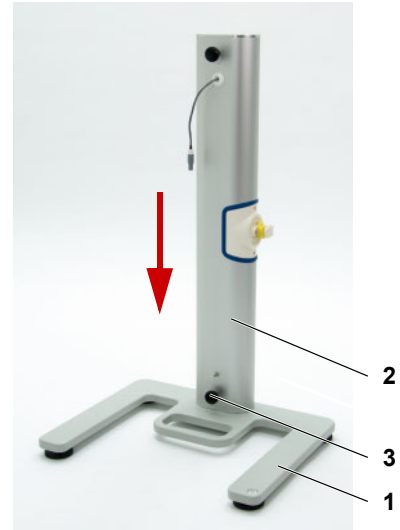
1. Secure each bag rest using two screws each.
2. Position the drain tray on the drain tray suspension and close the four locking levers.

3



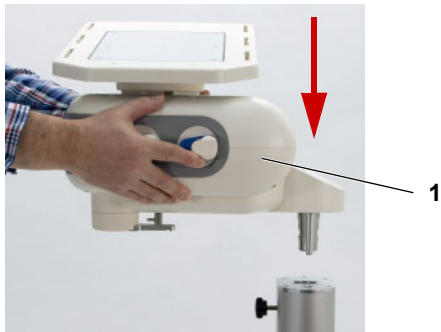
1. Insert the side panel in the drain tray with the peripheral edge facing inwards.

4



1. Place the pedestal on a level surface at the treatment location and align it horizontally.
2. Insert the mounting stand into the pedestal from above. Ensure that the mounting stand is the right way round. The plug on the mounting stand must be at the top.
3. Secure the mounting stand to the pedestal by tightening the screw.

5



1. Hold the base unit by the sides and fit horizontally to the mounting stand.

Do not hold the base unit by the heating tray during this step!

6



1. Secure the base unit to the mounting stand by tightening the screw.
2. Insert the mounting stand plug into the socket on the bottom of the base unit. Make sure that the plug clicks into place in the socket.

7




1. Position the drain tray suspension beneath the base unit. Place the pin located on the bottom of the drain tray into the rectangular opening in the pedestal.

8



1. Fix the drain tray to the holder on the underside of the base unit. Make sure that the pin on the underside of the drain tray is placed in the rectangular opening in the pedestal.

9



1. Secure the bag rest to the heating tray using two screws.
2. Insert the side panels into the heating tray with the peripheral edge facing inwards.

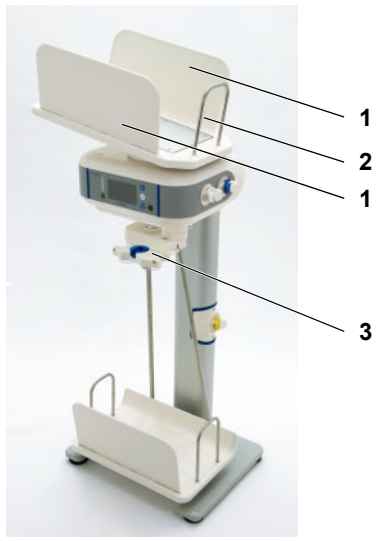
10



1. Fit the organizer onto the mount.


SILENCIA disassembly

①



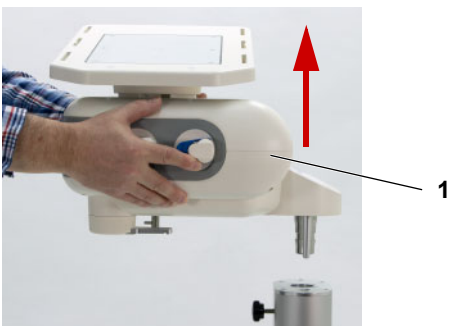
1. Remove the side panels from the heating tray.
2. Loosen the screws on the bag rest and remove the bag rest.
Store the screws in the plastic bag provided.
3. Remove the organizer from the mount.

②



1. Remove the drain tray from the holder on the underside of the base unit.
Set the drain tray aside.
2. Disconnect the mounting stand plug.
3. Loosen the screw on the mounting stand.


③



1. Hold the base unit by the sides and remove it from the mounting stand as shown in the image.

Do not hold the base unit by the heating tray during this step!

④

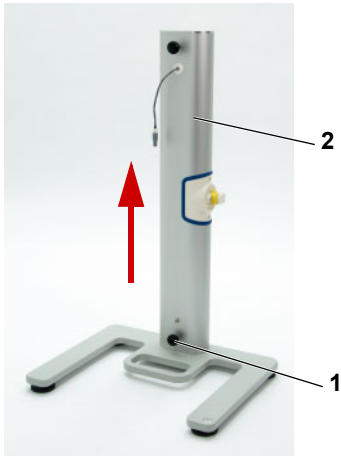


Place the following parts in the foam insert:

1. Side panels
2. Bag rest
3. Organizer
4. Base unit

Position the foam insert, lay the Instructions for Use in place, and close the box.

5




1. Loosen the screw.
2. Lift the mounting stand and unhook it from the pedestal.

6




1. Remove the side panel from the drain tray.

7




1. Place the mounting stand in the foam insert.
2. Place the pedestal in the foam insert.
3. Place the side panel in the foam insert.

8



1. Loosen the screws on the bag rests, and remove the bag rests.
2. Open the locking levers on the drain tray.

9



1. Place the drain tray suspension in the foam insert.
2. Store the screws in the plastic bag provided and secure it to the foam insert.

10



1. Secure the bag rests to the foam insert.
2. Position the foam inserts.
3. Place the drain tray in the foam insert and close the box.

Table of contents

1	Index	13
2	Important information	19
2.1	How to use the Instructions for Use	19
2.2	Significance of warnings	21
2.3	Significance of notes	21
2.4	Significance of tips	21
2.5	Brief description	22
2.6	Intended purpose and related definitions	22
2.6.1	Intended purpose.....	22
2.6.2	Medical indication.....	23
2.6.3	Intended patient population.....	23
2.6.4	Intended user group and intended environment.....	23
2.7	Side effects	23
2.8	Contraindications	24
2.9	Interaction with other systems	25
2.10	Therapy restrictions	25
2.11	Considerations for working on the device	25
2.12	Expected service life	26
2.13	Duties of the responsible organization	26
2.14	Operator responsibility	27
2.15	Disclaimer of liability	28
2.16	Warnings	29
2.16.1	Hygiene warnings.....	29
2.16.2	Therapy warnings.....	29
2.16.3	System warnings.....	30
2.16.4	Electrical safety warnings.....	31
2.16.5	Warnings regarding consumables and accessories.....	32
2.17	SVHC (REACH)	33
2.18	Addresses	33
3	Device layout	35
3.1	Views	35
3.1.1	Front view.....	35
3.1.2	Side view.....	37

3.2	Display and control elements	38
3.3	Screen layout	39
3.3.1	Color of display elements	40
3.3.2	Color of control elements	41
3.4	General procedure for entering parameters	42
3.4.1	Entering numbers	42
3.4.2	Selecting checkboxes	44
3.4.3	Entering text.....	45
3.4.4	Saving the entry.....	46
3.4.5	Selecting options or parameters	46
3.5	Description of the tubing system	47
3.5.1	Tubing system	47
3.5.2	Drain system.....	48
4	Operation	51
4.1	Switching the device on	51
4.1.1	Functional test	53
4.2	Preparing for treatment	56
4.2.1	Preparing the materials and treatment environment.....	56
4.2.2	Confirming the prescription.....	59
4.2.3	Positioning the solution bag.....	62
4.2.4	Pre-heating solution bags without the treatment timer	65
4.2.5	Pre-heating solution bags with the treatment timer activated	65
4.2.6	Inserting the tubing system.....	67
4.2.7	Connecting the drain system	71
4.2.8	Connecting the solution bags	74
4.2.9	Priming the tubing system	77
4.3	Performing a treatment	79
4.3.1	Confirming treatment data	79
4.3.2	Connecting the patient.....	80
4.3.3	Starting the treatment	84
4.3.4	Terminating the initial outflow	84
4.3.5	During treatment	85
4.3.6	Additional outflow.....	86
4.3.7	Last inflow.....	87
4.4	Ending the treatment	88
4.4.1	Disconnecting the patient	88
4.4.2	Draining the solution bag and tubing system.....	92
4.4.3	Treatment results.....	92
4.4.4	Displaying graphics.....	94
4.4.5	Viewing interruptions	96
4.5	Treatment post-processing	98
4.5.1	Saving treatment results	98
4.5.2	Removing the tubing system	99
4.5.3	Preparing the drainage bag for the next treatment.....	100
4.5.4	Powering down the device.....	102
4.6	Personalizing	102
4.6.1	Personalizing the device/patient card	102
4.6.2	Clinic login	107

4.6.3	Clinic logout	108
4.6.4	Canceling personalization	109
4.7	Options/Modifying data prior to treatment	111
4.7.1	Therapy options.....	111
4.7.1.1	Selecting a prescription.....	111
4.7.1.2	Editing a prescription.....	113
4.7.1.3	Creating a prescription	121
4.7.1.4	Displaying treatment reports	123
4.7.1.5	Editing the prescription schedule	125
4.7.1.6	Deleting a prescription	128
4.7.2	Editing patient parameters.....	129
4.7.2.1	Changing the additional outflow	132
4.7.2.2	Access level	133
4.7.3	Device options	135
4.7.3.1	Treatment timer	135
4.7.3.2	Setting the brightness	137
4.7.3.3	Setting the screen saver	138
4.7.3.4	Setting the sound volume.....	139
4.7.3.5	Setting the date	141
4.7.3.6	Setting the time	142
4.7.4	Clinic login	144
4.7.5	Clinic logout.....	145
4.7.6	Switching off the device.....	146
4.8	Therapy options during treatment	148
4.8.1	Viewing the treatment report	148
4.8.2	Pausing treatment	149
4.8.3	Manual outflow	150
4.8.4	Skipping a phase	152
4.8.5	Terminating treatment	153

5 Alarms..... 155

5.1	Information	156
5.1.1	Definition of "Information"	156
5.1.2	Color identification for "Information" screen messages	156
5.1.3	Layout of "Information" screen messages	157
5.2	Caution	158
5.2.1	Caution requiring operator action on device.....	158
5.2.1.1	Definition of "Caution requiring operator action on device".....	158
5.2.1.2	Color-coding of screen message "Caution requiring operator action on device".....	158
5.2.1.3	Layout of "Caution requiring operator action on device" screen message.....	159
5.2.2	Caution not requiring operator action on device.....	160
5.2.2.1	Definition of "Caution not requiring operator action on device".....	160
5.2.2.2	Color-coding of screen message "Caution not requiring operator action on device".....	160
5.2.2.3	Layout of "Caution not requiring operator action on device" screen message.....	161
5.3	Alarm	162
5.3.1	Definition of "Alarm".....	162
5.3.2	Color identification for "Alarm" screen messages.....	162
5.3.3	Layout of "Alarm" screen message	163

5.4	Resetting the audible alarm	164
5.5	Screen messages	164
5.5.1	Overview of caution messages.....	164
5.5.2	Overview of alarm messages	167
5.6	Terminating treatment after an alarm	173
5.7	Emergency shutdown	173
5.8	Power failure	174
5.9	Failure of display, buttons or status indicator	174
6	Cleaning/Disinfection	175
6.1	Cleaning.....	175
7	Functional description	177
7.1	Description of functional procedures	177
7.1.1	Flow diagram	177
7.2	Therapy types	179
7.2.1	Standard prescription.....	179
7.2.2	Tidal prescription	180
7.3	Therapy options	181
7.3.1	Volume optimization	182
7.3.1.1	Permitted patient volume.....	182
7.3.1.2	Permitted residual volume.....	182
7.3.1.3	Permitted reduction of the inflow volume	183
7.3.2	Time optimization.....	183
7.3.2.1	Permitted dwell duration reduction	183
8	Consumables, accessories, additional equipment	185
8.1	Consumables	186
8.1.1	Peritoneal dialysis solutions.....	186
8.1.2	Single-use items	187
8.1.3	Surface disinfection/surface cleaning	187
8.2	Accessories	187
8.3	Additional equipment	188
8.4	Device	188
8.4.1	Products in combination with the device.....	188
9	Installation	189
9.1	Connection requirements	189
9.1.1	Environment.....	189

9.1.2	Power supply (electrical power network)	189
9.2	Installation requirements	190
9.3	Installation after shipment/transport outside of buildings	191
9.3.1	Visual check after transport	191
9.3.2	Acclimation time	191
9.3.3	Permitted patient positioning	191
9.4	Assembling the device	192
9.4.1	Preparing for assembly	192
9.4.2	Assembling the pedestal and drain tray	193
9.4.3	Assembling the base unit	199
9.5	Disassembling and packaging the device	206
10	Transport/storage	219
10.1	Transport within buildings	219
10.2	Shipment/Transport outside of buildings	219
10.3	Storage	219
10.4	Environmental compatibility/disposal	220
11	Technical Safety Checks/maintenance procedures	221
11.1	Important information about Technical Safety Checks/maintenance procedures	221
12	Specifications	223
12.1	Dimensions and weight	223
12.2	Identification labels	223
12.2.1	Identification label of the device	223
12.2.2	Mounting stand identification label	224
12.2.3	Power requirements label	225
12.3	Electrical safety	225
12.4	Electrical power supply	226
12.5	Fuses	226
12.6	Information on electromagnetic compatibility	227
12.6.1	Minimum distances between radiation source and medical electrical equipment	227
12.6.2	EMC guidance and manufacturer's declaration	228
12.7	Operating conditions	232
12.8	Transport and storage conditions	232
12.9	External connection options	233
12.10	Battery	234
12.11	Parameters	235

12.12	Factory settings	237
12.13	Materials used	238
13	Definitions	241
13.1	Definitions and terms	241
13.2	Abbreviations	244
13.3	Symbols	244
13.4	Certificates	245
14	Options	247
15	Appendix	249
15.1	Disconnection with PIN Reload	249
15.2	Connection with PIN Reload	252
15.3	Instructions on the use of “Free software”	255

1 Index

A

Abbreviations 244
Accessories 32, 185, 187
Acclimation time 191
Additional equipment 188
Addresses 33
Alarm messages 167
Alarms 155
Appendix 249
Assembly 192
Atmospheric pressure 219
Auxiliary materials 239

B

Brief description 22

C

Caution messages 164
Certificates 245
Cleaning/Disinfection 175
Clinic 107
Clinic login 107
Considerations for working on the device 25
Consumables 32, 186
Consumables, accessories, additional equipment 185
Contraindications 24

D

Damage 191
Defects 191
Definitions 241
Device layout 35
Dimensions 223
Disassembly and packaging 206
Disclaimer of liability 28
Disposal 220

Drain system 56
Draining the tubing system 99
Duties of the responsible organization 26

E

Electrical 31, 189
Electrical power supply 226
Electrical safety 225
Electromagnetic compatibility 227
Electromagnetic emissions 228
Electromagnetic immunity 229
Electromagnetic radiation 190
Environmental compatibility 220
Extension cords 31, 189
External connection options 233

F

Front view 35
Functional description 177
Functional procedures, description 177
Functional test 53
Fuses 226

H

How to use the Instructions for Use 3, 4, 5, 6, 19
Hygiene 29
Hygiene practices 174
Hygiene regulations 174

I

Identification label 223
Illustrations 20
Important information 19
Installation 189
Installation requirements 190
Instruction 20
Intended patient population 23
Intended purpose 22
Intended purpose and related definitions 22

Intended user group and intended environment 23

K

Keys and buttons 19

L

LAN 233

Line voltage 226

M

Maintenance procedures 221

Materials used 238

Medical indication 23

Metals 238

N

Notes, significance 21

Numbered instruction 20

O

Operating conditions 190, 232

Operation 51

Operator responsibility 27

Options 247

P

Parameters 235

Patient card 27, 56

PatientCard plus 188

Plastics 238

Power strip 31, 189

Power supply connection 226

Power supply cord 31, 189

Preparation 56

Protection class 225

R

REACH (SVHC) 33

Recommended separation distances 232

Relative humidity 219
Reproduction 20
Risk of injury 30, 31, 155, 189

S

Service life 26
Service Manual 221
Service support 191
Service, international 33
Service, local 33
Side effects 23
Specifications 223
Standard prescription 179
Storage 219
SVHC (REACH) 33
Symbols 244

T

Technical Safety Checks 221
Temperature 219
Terms 241
Therapy 29
Therapy options 181
Therapy types 179
Tidal prescription 180
Time optimization 183
Tips, significance 21
Transport 219
Transport and storage conditions 219, 232
Transport outside of buildings 191, 219
Transport within buildings 219
Transport/storage 219

V

Vario-Connector 48
Visual check 191
Volume balance 92

W

Warnings 29

Warnings, consumables and accessories 32

Warnings, electrical safety 31

Warnings, hygiene 29

Warnings, significance 21

Warnings, system 30

Warnings, therapy 29

Weight 223

2 Important information

2.1 How to use the Instructions for Use

Device type	In this document, unless otherwise stated, the word "device" on its own always refers to the SILENCIA device.				
Identification	<p>The document can be identified by the following information on the title page and on the labels, if any:</p> <ul style="list-style-type: none"> – Software version of the device – Document edition – Document date of issue – Document part number 				
Footer	<p>The footer contains the following information:</p> <ul style="list-style-type: none"> – Company name – Device type – The English abbreviation for the document type and the international abbreviation for the document language, e.g., IFU-EN refers to Instructions for Use in English. – Edition identification, e.g., 07A-2022 means edition 07A released in 2022 – Page identification 				
Organization of the chapters	To facilitate the use of documents from Fresenius Medical Care, the organization of the chapters has been standardized in all manuals. There may therefore be chapters within this document without any content. Chapters without content are identified accordingly.				
Styles used in the document	<p>The following text styles may be used in the document:</p> <table border="1"> <thead> <tr> <th>Style</th> <th>Description</th> </tr> </thead> <tbody> <tr> <td>Keys and buttons</td> <td> <p>Keys and buttons on the device are shown in bold type.</p> <p>Example: Example key/button</p> </td> </tr> </tbody> </table>	Style	Description	Keys and buttons	<p>Keys and buttons on the device are shown in bold type.</p> <p>Example: Example key/button</p>
Style	Description				
Keys and buttons	<p>Keys and buttons on the device are shown in bold type.</p> <p>Example: Example key/button</p>				

Style	Description
➤ Instruction	<p>➤ Instructions are indicated by an arrow ➤. Instructions must be followed.</p> <p>➤ Example: ➤ Carry out instruction.</p>
<p>1. Numbered Instruction</p> <p>2. ...</p> <p>3. ...</p>	<p>Long passages containing instructions can be shown as numbered lists. Instructions must be followed.</p> <p>Example: 1. Carry out instruction.</p>

Illustrations

The illustrations used in the documents may differ from the original if this does not have any influence on the function.

Importance of the Instructions for Use

The Instructions for Use are part of the accompanying documents and are an essential part of the device. They contain all the information necessary for operating the device.

The Instructions for Use must be carefully studied before attempting to operate the device.

Changes

Changes to the technical document will be released as new editions or supplements. In general, this manual is subject to change without notice.

Reproduction

Reproduction, even in part, is only permitted with written approval.

2.2 Significance of warnings

Advises the operator that failure to comply with the measures for preventing the hazard may result in serious to life-threatening injuries.



Warning

Type and cause of hazard

Possible consequences if the hazard arises.

➤ Measures for averting the hazard.

Warnings can deviate from the above template in the following cases:

- If a warning describes several hazards.
- If a warning cannot be assigned to a specific hazard.

2.3 Significance of notes



Note

Advises the operator that failure to observe this information may result in the following:

- Damage to the device.
 - Desired functions not being executed at all, or not being executed correctly.
-

2.4 Significance of tips



Tip

Information providing useful tips for easy handling.

2.5 Brief description

Peritoneal dialysis (PD) is a method for treating patients with kidney failure. Treatment carried out using an automated peritoneal dialysis device, also known as a cyclor, is referred to as automated peritoneal dialysis (APD). APD is normally performed overnight. The device manages the inflow and outflow of dialysis solution and automatically controls the dwell duration based on the prescription.

The device SILENCIA provides the option of performing a CCPD, NIPD or tidal dialysis or performing an adapted APD.

The clinical benefits of peritoneal dialysis treatment of patients with renal insufficiency include the prevention of the otherwise fatal course of the disease through detoxification and control of the fluid balance.

Technology

The device comprises the following important elements:

- Color display with user guidance.
- Tubing system with an integrated Vario-Connector for preparation and post-processing of dialysis treatment.
- PIN technology at the patient connector.
- Therapy management with automatic balancing.
- Timer function that allows dialysis solution to be automatically heated at the desired time.
- Patient card: saving patient data, prescription data and treatment data on a mobile patient card. Up to nine different prescriptions as well as the treatment reports of more than one year can be saved on the patient card.

2.6 Intended purpose and related definitions

2.6.1 Intended purpose

Control, operation, and monitoring of the peritoneal dialysis treatment.

2.6.2 Medical indication

Chronic renal insufficiency requiring renal replacement therapy.

2.6.3 Intended patient population

The device has been specified by the manufacturer for the treatment of patients with a body weight of 20 kg or more, irrespective of their age, under consideration of the specified technical data of the device (e.g., volume).

2.6.4 Intended user group and intended environment

The device must only be installed, operated and used by individuals with the appropriate training, knowledge and experience and who are certified to have been trained.

The device has been specified by the manufacturer for the operation in rooms suitable for peritoneal dialysis located in professional health care facilities, or for the home health care environment.

It is not intended for use in intensive care units.

2.7 Side effects

Occasional occurrence of the following peritoneal dialysis (PD) treatment-related side effects is reported in current literature: exit-site infections, tunnel infections, peritonitis, abdominal pain, abdominal bloating and reflux, hernias, edema (genital edema, leg edema, hydrothorax, swelling around exit site), back pain (musculoskeletal), pneumoperitoneum, encapsulating peritoneal sclerosis (EPS), loss of renal function, loss of peritoneal membrane function, UF loss, hypoalbuminemia (hypoproteinemia), hypovitaminosis, hyper/hyponatremia, acidosis/alkalosis.

Furthermore, side effects pertaining to the cyclor may occur:

inflow pain, pain during outflow, hyperthermia/hypothermia, hypervolemia, overfilling of the peritoneal cavity, suction of the peritoneum with subsequent pain or injury of the peritoneum.

Additional side effects might be attributable to other products used at the same time during therapy, e.g., hypersensitivity reactions due to catheter material and disinfectants; and as a result of the PD solutions: increased blood sugar levels, hyperlipidemia, increase in body weight due to the continuous uptake of glucose from the PD solutions; tachycardia, hypovolemia, hypotension, dizziness, ischemic colitis, and necrotizing enteritis due to excessively high UF with the osmotic agent; hypervolemia, hypertension, and dyspnea caused by excessively low UF with the osmotic agent; electrolyte disturbances.

2.8 Contraindications

The following PD treatment-related contraindications are reported in the current literature: massive obesity, large abdominal hernias that cannot be repaired, previous extensive abdominal surgery, a non-functional peritoneum due to the presence of adhesions, fibrosis, or malignant diseases, colostomy, ileostomy, ileal conduit, cystic kidneys, poor lung function, chronic inflammatory bowel disease, and poor cardiac condition.

NIPD should be used only in patients with a small BSA, fast membrane transport and sufficient RRF. Ultimately, PD is absolutely contraindicated only if the peritoneal cavity is obliterated, the peritoneal membrane is not functional, or the PD catheter cannot be implanted. All other health conditions are relative contraindications.

In children there are several conditions that constitute absolute contraindications: omphalocele, bladder exstrophy, gastroschisis, diaphragmatic hernia, obliterated peritoneal cavity and peritoneal membrane failure.

Additional contraindications might be attributable to the PD solutions or other products used during the PD treatment, e.g., known hypersensitivity reactions to the materials and substances of the PD catheter or disinfectants.

2.9 Interaction with other systems

Peritoneal dialysis can alter the pharmacokinetics of drugs, depending upon the route of administration of the drug and the rate of removal via the dialysate. This can necessitate dose adaptations.

2.10 Therapy restrictions

NIPD should be performed on patients with residual renal function. Otherwise, detoxification may be insufficient.

2.11 Considerations for working on the device



Warning

Risk of injury for the patient and operator as a result of improper servicing performed on the device

Improper servicing can impair the safe functioning of the device.

- Start-up, extensions, adjustments, calibrations, maintenance procedures, modifications or repairs may only be carried out by the manufacturer or by persons authorized by the manufacturer.

All steps and information required for repairs to the device are included in the technical descriptions in the Service Manual.

For more information on installation, (see Chapter 9 on page 189).

For additional information on Technical Safety Checks and maintenance procedures, please refer to the appropriate chapter (see Chapter 11 on page 221).

Use only spare parts approved by the manufacturer.

To identify and order spare parts, test equipment, and tools, always use the electronic Spare Parts Catalog.

Transport and storage (see Chapter 10 on page 219).

2.12 Expected service life

If the Technical Safety Checks are performed to the full extent specified and at the prescribed intervals, the device will continue to operate safely in the meantime.

In addition, the manufacturer recommends that maintenance procedures be performed at the same time intervals to avoid device malfunctions caused by wear and tear.

With each Technical Safety Check, the "expected service life" according to IEC 60601-1 will therefore be prolonged until the next prescribed Technical Safety Check.

2.13 Duties of the responsible organization

Requirements

The responsible organization is obligated to ensure that the following requirements are met:

- Compliance with national or local regulations regarding installation, operation, use, and maintenance.
- Compliance with accident prevention regulations.
- Keeping the device in a proper and safe condition.
- Availability of the Instructions for Use at all times.
- The device must only be operated under the operating conditions specified by the manufacturer.
- The national or local data protection directives must be complied with.
- The patient cards must be kept in a safe place so that they cannot be stolen.

Training and instruction


Before the responsible organization may start operating the device, the individual responsible for operation must have been verifiably instructed by the manufacturer in how to use the device and must be thoroughly familiar with the contents of the Instructions for Use.

The device must only be operated by individuals who have been trained and certified in the proper operation and handling of the device.

The manufacturer offers training courses for this device.

For further questions, please contact the local service support organization (see Chapter 2.18 on page 33).

Incident reporting

Within the EU Member States, the user must report any serious incident that has occurred in relation to the device to the manufacturer according to the labeling () and to the competent authority of the Member State in which the user is established.

Therapy information

The way in which relevant therapy information is conveyed to the patient is at the discretion of the attending physician.

2.14 Operator responsibility

For reasons of data protection, the operator is responsible for the safekeeping of the patient card.

Whenever the patient card is passed on, it is the duty of the responsible organization to comply with the national or local data protection directives.

The attending physician should be consulted whenever the difficulties are device-, procedure- or health-related.

2.15 Disclaimer of liability



Warning

Chapter 8 (see Chapter 8 on page 185) contains a list of consumables and accessories that are suitable for use with this device and can be used safely with it.

The manufacturer cannot vouch for other consumables and accessories than those listed in this chapter being suitable for use with this device. The manufacturer can also not make any assertions that the safety and performance of the device will remain unimpaired if consumables and accessories other than those listed in this chapter are used.

If other consumables and accessories are used, their suitability must be verified beforehand. This can be performed using the information in the instructions for use for the relevant consumables and accessories, for example.

The manufacturer accepts no liability for damage to the device resulting from the use of unsuitable consumables or accessories.

2.16 Warnings

2.16.1 Hygiene warnings



Warning

Risk of contamination from non-compliance with hygiene measures

Improper handling during connection can lead to contact with the opening of the patient connector. This may lead to microbial contamination.

- We recommend wearing a face mask, washing your hands and the spaces between your fingers with medical-grade hand wash, and then applying hand sanitizer.
 - Use aseptic technique when connecting the patient.
 - The patient line must be tightly sealed.
 - Observe the hygiene practices of the dialysis center and the hygiene regulations in force.
-

2.16.2 Therapy warnings



Warning

Patient hazard from overly rapid withdrawal of fluid in patients with ascites

Overly rapid withdrawal of fluid can lead to circulatory problems.

- If these patients mobilize large volumes of ascites during outflow, medical supervision with appropriate therapeutic measures is required.
-

2.16.3 System warnings



Warning

Patient hazard from a device malfunction

If the device is used outside the specified storage and operating conditions, the device may not operate safely.

- The specified storage and operating conditions must be followed.



Warning

Risk of injury from a device defect

A treatment cannot be performed properly and safely with a defective device.

- Do not perform treatments with a defective device.
- Take the device out of service and disconnect it from the power supply.
- If the treatment is stopped due to an alarm (system error/device fault), follow the instructions of the attending physician.
- Inform the responsible organization or service support.

A device defect is present in the following cases, for example:

- Mechanical damage
- Damaged power supply cord
- Unexpected device responses
- Deteriorated device performance



Warning

Choking hazard from loose cables and lines

Children can be strangled by loose electrical cables and lines.

Ensure that the cables and lines do not present a hazard for children.



Warning

Choking hazard from small parts

Children can swallow and choke on small parts.

- Keep loose small parts out of the reach of children.
-

2.16.4 Electrical safety warnings



Warning

Risk of injury from electric shock

Contact with a damaged power supply cord can cause electric shocks.

- The power supply cord must be laid so as to ensure that it cannot be damaged by sharp-edged objects or by pets.
-
-



Warning

Risk of suffocation from smoke inhalation

An overload of electrical extension cords can lead to overheating with the formation of smoke.

- The use of power strips and extension cords is prohibited.
-

2.16.5 Warnings regarding consumables and accessories



Warning

Risk of contamination from reuse of the SILENCIA Vario system

The SILENCIA Vario system is a single-use item. Reuse can lead to patient contamination.

- Only use the SILENCIA Vario system once to supply the patient with dialysis fluid.
- Only use the empty solution bags as a drain system once.



Warning

Risk of cross-contamination as a result of contaminated consumables

Improper disposal may lead to the transmission of microbes to third parties (cross-contamination).

- After treatment, dispose of the tubing system and drainage bag in compliance with local regulations for handling potentially contaminated materials.
-

2.17 SVHC (REACH)

Information on SVHC pursuant to Article 33 of regulation (EC) no. 1907/2006 ("REACH") is available on the following web page:

www.freseniusmedicalcare.com/en/svhc



2.18 Addresses

Manufacturer

Fresenius Medical Care AG & Co. KGaA
Else-Kröner-Str. 1
61352 Bad Homburg
GERMANY
Phone: +49 6172 609-0
www.freseniusmedicalcare.com

International service

Fresenius Medical Care Deutschland GmbH
Technical Operations
Technical Coordination Office (TCO)
Hafenstrasse 9
97424 Schweinfurt
GERMANY

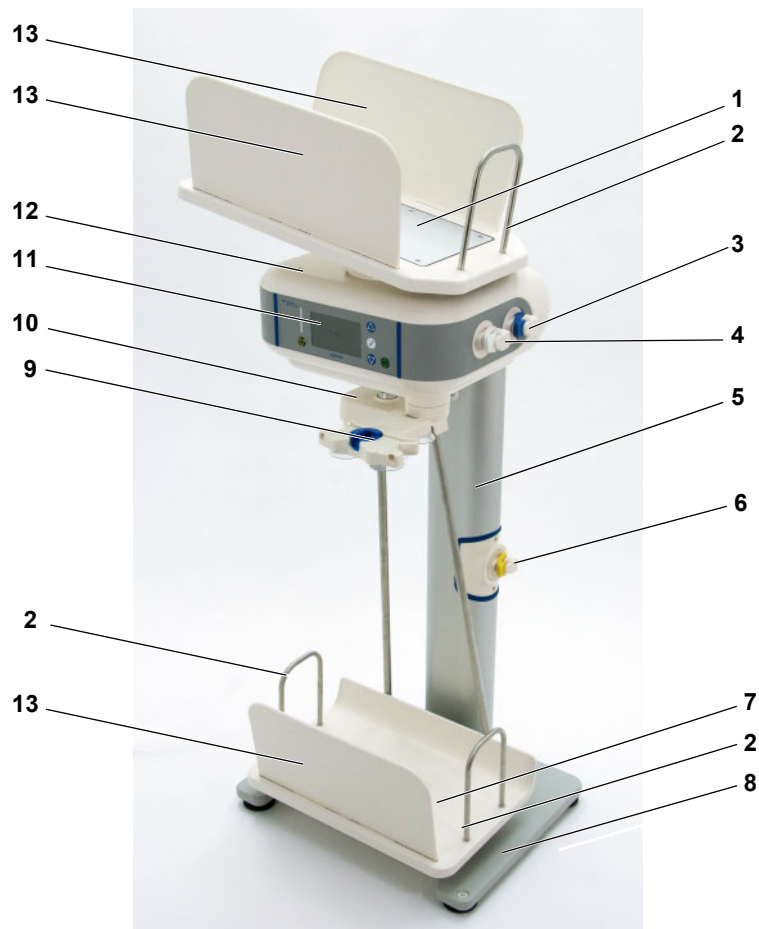
Local service



3 Device layout

3.1 Views

3.1.1 Front view



1 Heating tray

The heating tray is used to hold and heat the solution bags.

2 Bag rest

The bag rest keeps the solution bags from sliding.

3 Inflow valve – blue (last bag)

The inflow valve – blue (last bag) regulates the flow of dialysis solution from the “last bag” solution bag to the patient if called for in the prescription.

4 Inflow valve – white

The inflow valve – white regulates the flow of dialysis solution from the solution bags to the patient.

5 Mounting stand

6 Drain valve

The drain valve regulates the flow of dialysis solution from the patient to the drainage bags.

7 Drain tray

The drain tray holds the drainage bags.

8 Pedestal

9 Organizer with clip

Used to hold the patient connector and facilitates simple and secure connection and disconnection of the patient.

The mount on the organizer rotates and can be moved beneath the base unit when it is not needed.

10 Drain tray suspension

11 Display and control elements

(see Chapter 3.2 on page 38)

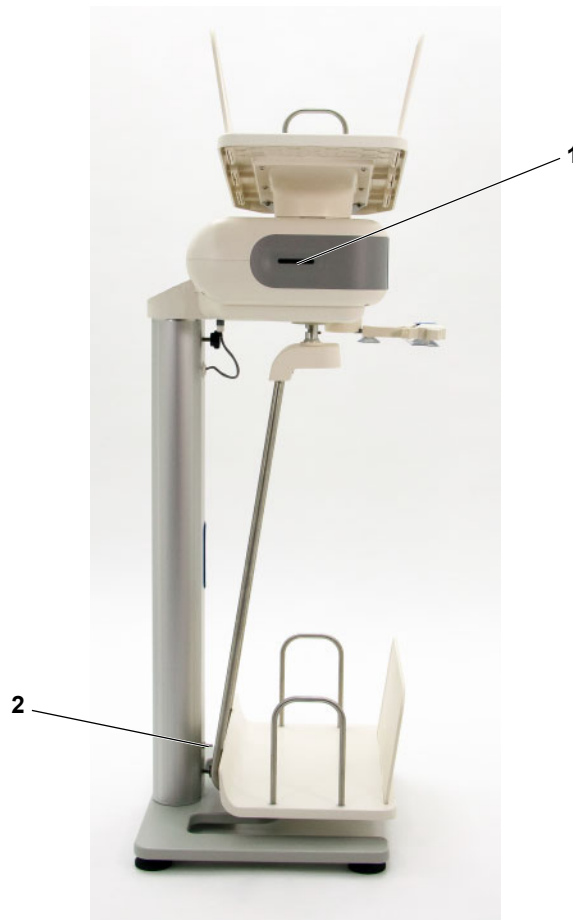
12 Base unit

13 Tray side panels

Side panels on the heating tray and drain tray.

The side panels keep the solution and drainage bags from sliding.

3.1.2 Side view



1 Card slot

Card slot for the patient card.






The patient card stores the patient's individual prescriptions and treatment reports.

2 Pin to check electrical safety

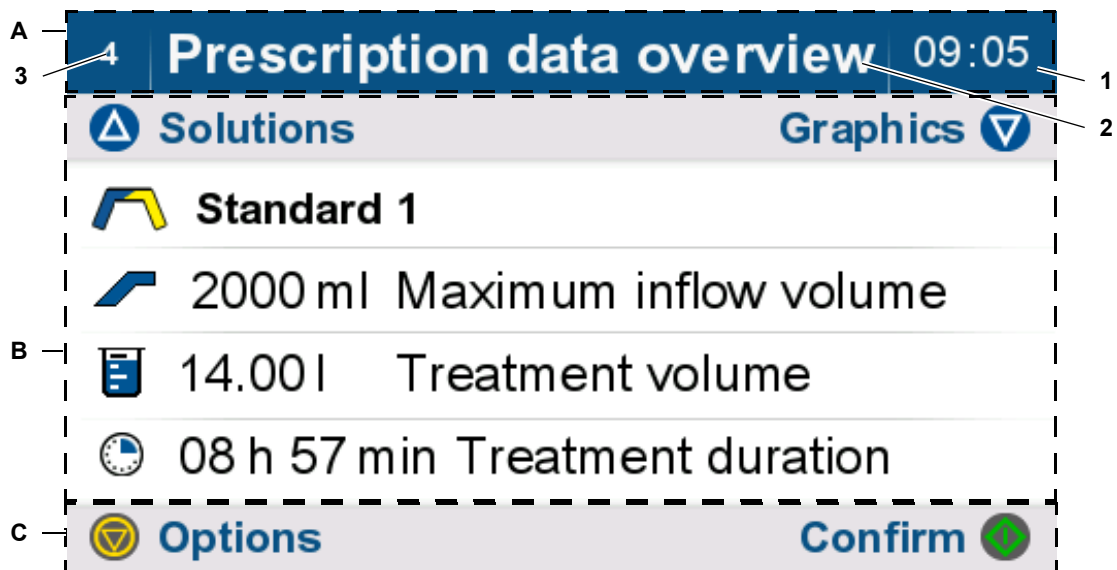
Only the service support may use the pin to perform the electrical safety measurement.

3.2 Display and control elements



- 1 **Button** 
Move selection up button
Increase value button
- 2 **Button** 
Confirm selection button
- 3 **Button** 
Move selection down button
Reduce value button
- 4 **Button** 
On/Off button
Confirm input button
- 5 **Display**
Treatment information is shown on the display.
- 6 **Button** 
Back button
Special functions button
- 7 **Status indicator**
The indicator lights up red to indicate an alarm, and during the functional test.
The indicator lights up green to indicate correct operation.

3.3 Screen layout



A Status bar

- 1 Time
- 2 Title of the operating step or status of the device
- 3 Screen number

B Main screen

Displays information about the current and other necessary operating steps.

C Options bar

Displays buttons that are enabled for the current operating step.

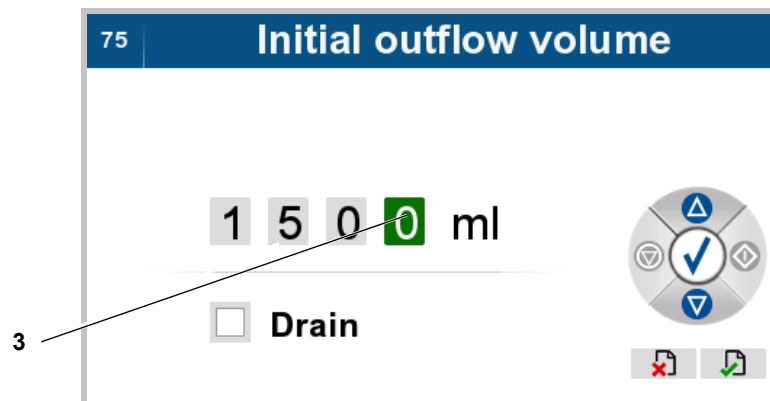
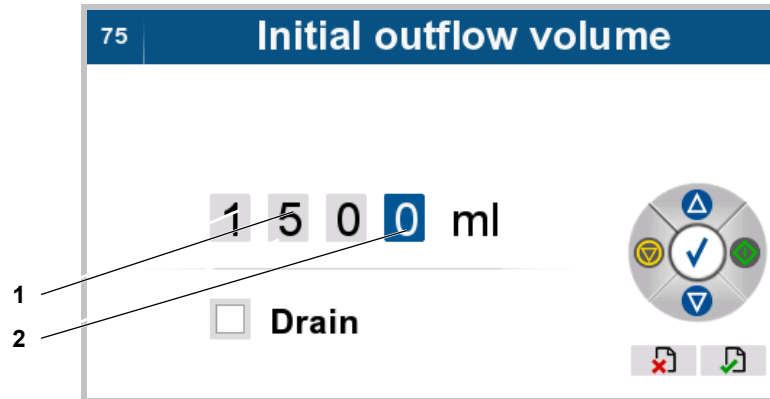
3.3.1 Color of display elements

The display elements have a uniform design concept.

gray: not currently selected (1)

blue: currently selected (2)

green: can be changed (3)

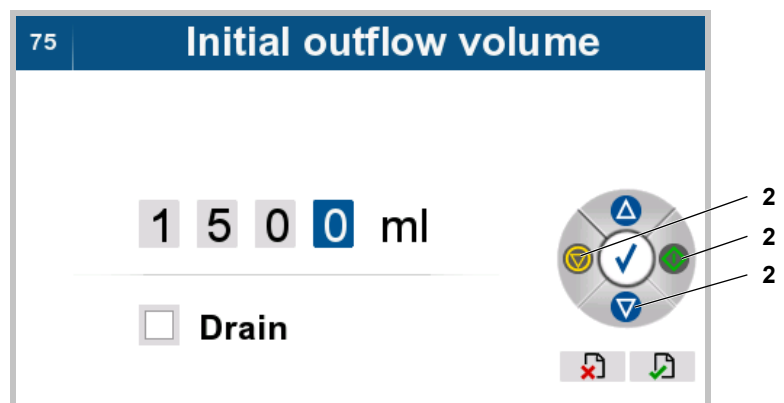
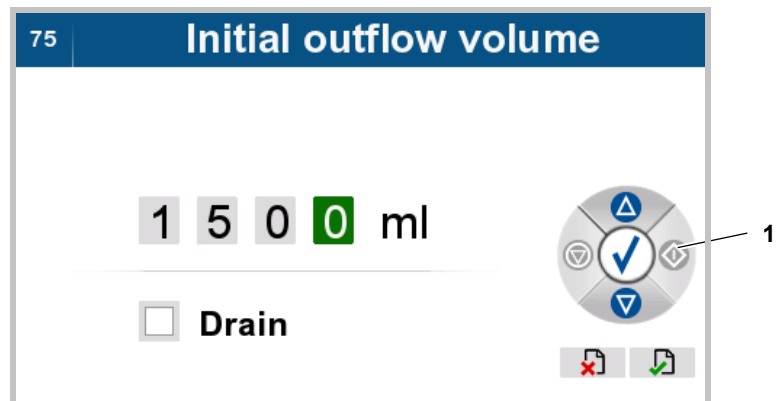


3.3.2 Color of control elements

The control elements have a uniform operating concept.

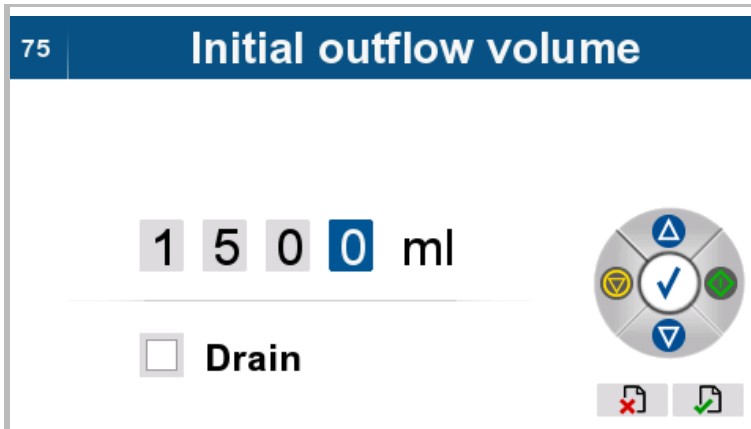
gray: disabled control elements (1)

blue, green, yellow: enabled control elements (2)



3.4 General procedure for entering parameters




3.4.1 Entering numbers



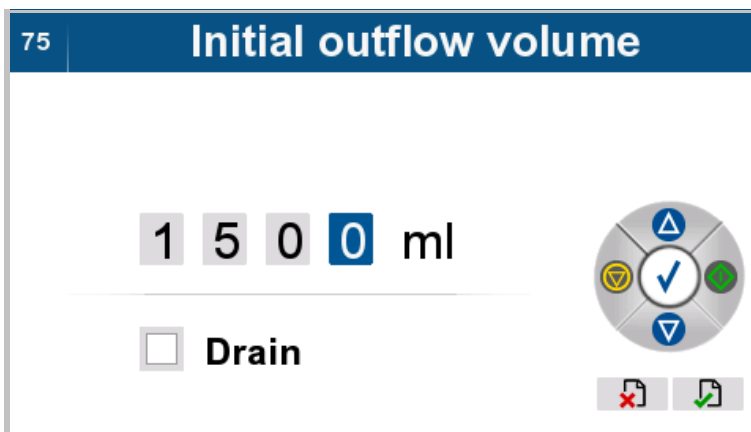
The selected number is highlighted blue.


The device is in selection mode.

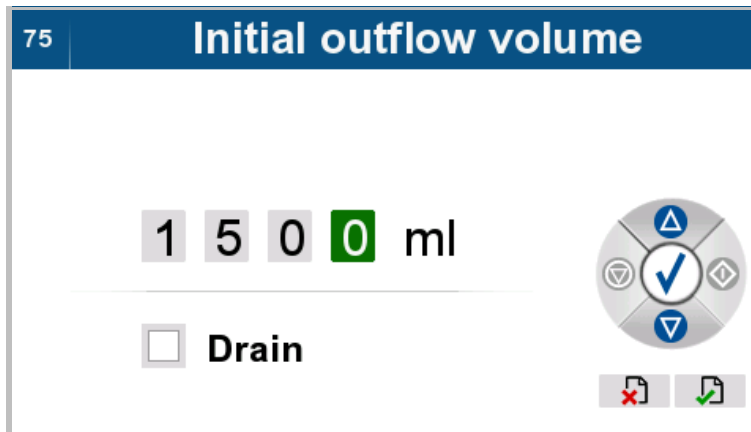
The buttons can be used to move the selection field as described below.

-  right
-  left
-  up
-  down

➤ Select the digit (e.g., 0) to be edited.

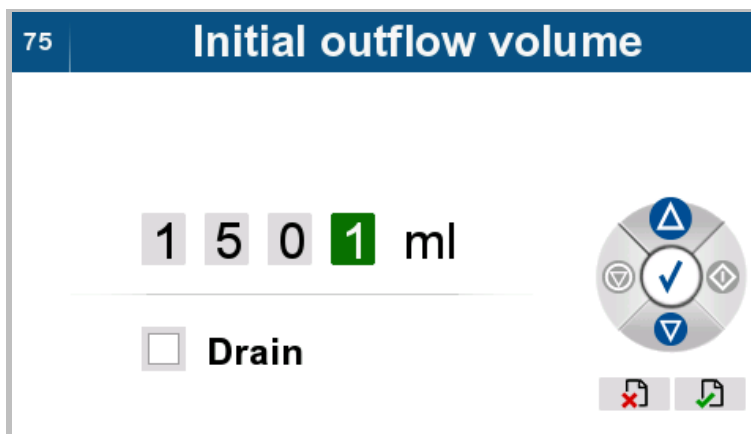




➤ Press the  button to allow the number to be changed.




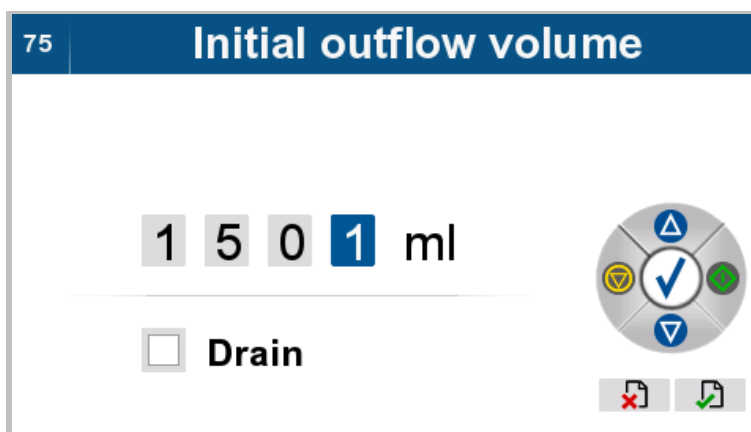
The selected digit is highlighted green.

The device switches to input mode.



➤ Use the  and  buttons to increase or decrease the digit.

➤ Press the  button to confirm the entry.

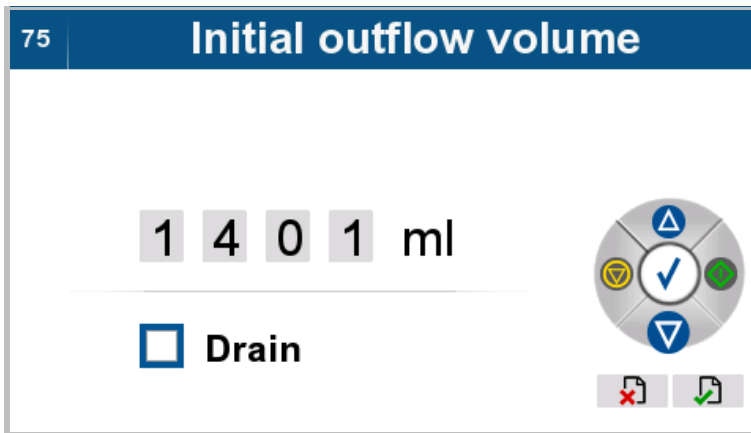





The selected digit is highlighted blue.

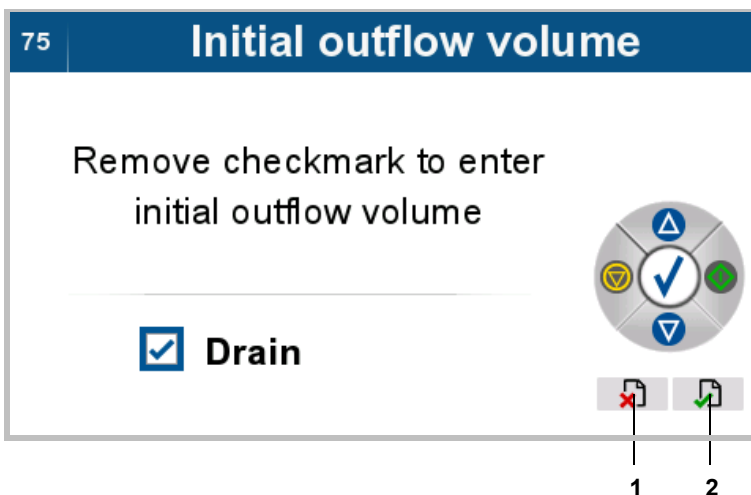
The device switches to selection mode.



➤ If necessary, select and edit the next digit.

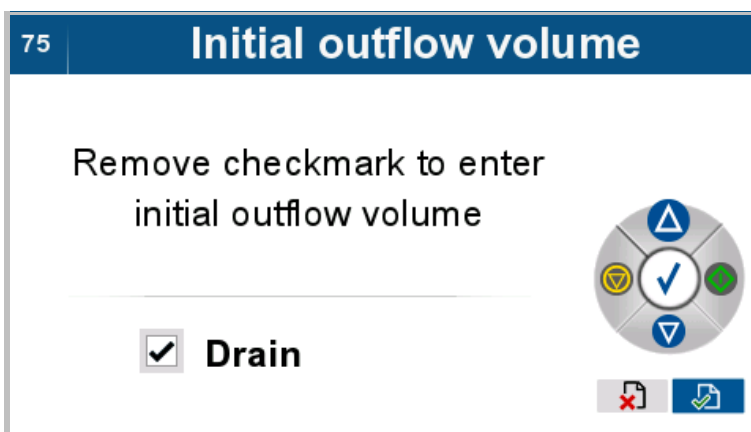
3.4.2 Selecting checkboxes






- Use the  and  buttons to select the checkbox.
- Press the  button to confirm the entry.



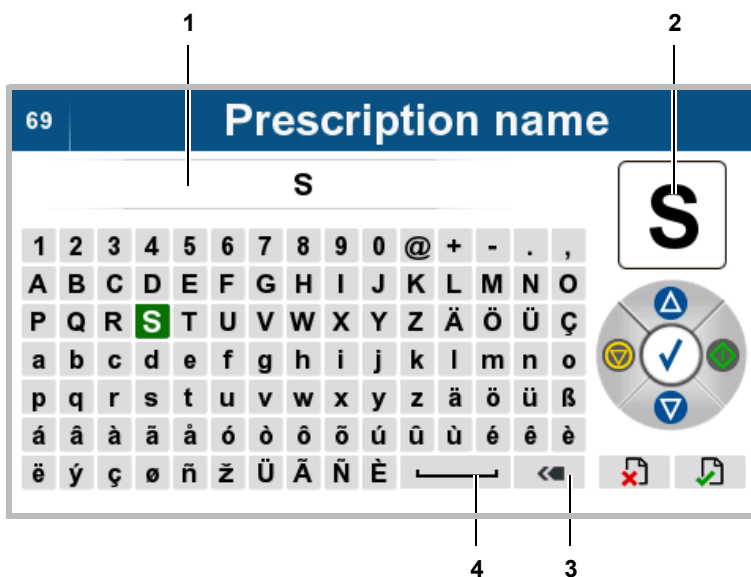
- Press the  or  button, to select the **Save entry** (2) or **Cancel entry** (1) key.



The selected symbol is highlighted blue.

- Use the  and  buttons to select the desired symbol.
- Press the  button to confirm the selection and switch to the higher-level menu.

3.4.3 Entering text



You can enter the desired text and numerical values with the character palette shown.

The selected character is highlighted blue, and a larger version is displayed at the top right corner (2) of the screen.

The buttons can be used to move the selection field as described below:

 right


 left

 up

 down

The space character (4) can be used to insert a blank space in the text field. The backspace character (3) deletes the last character.

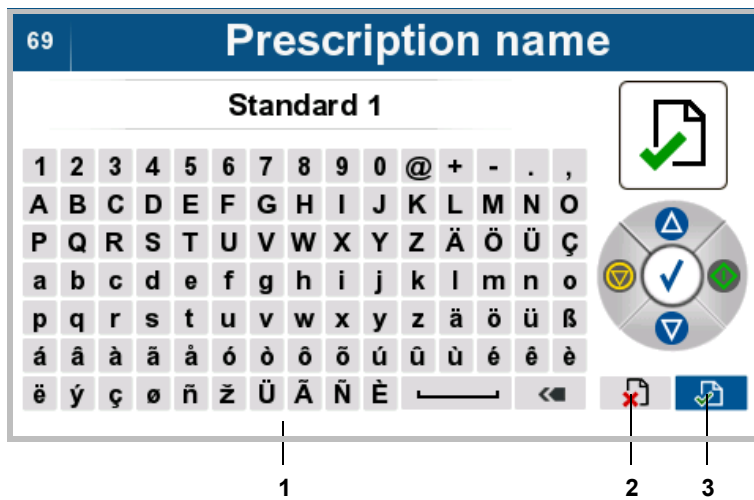
➤ Select the desired characters.

➤ Press the  button to confirm the entry.

The selected character appears in the text field (1).

➤ Select the next character as needed.

3.4.4 Saving the entry



If the cursor is moved above or below the character palette (1) using the or button, the **Save entry** (3) and **Cancel entry** (2) key can be selected.

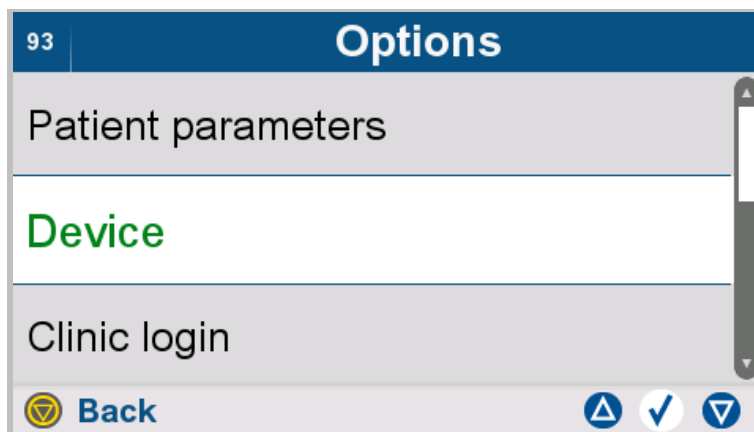
The selected symbol is highlighted blue.

- Use the and buttons to select the desired symbol.
- Press the button to confirm the selection and switch to the higher-level menu.

If you do not wish to save the selection and instead would like to enter more text, use the or button to move the cursor back to the character palette.

3.4.5 Selecting options or parameters

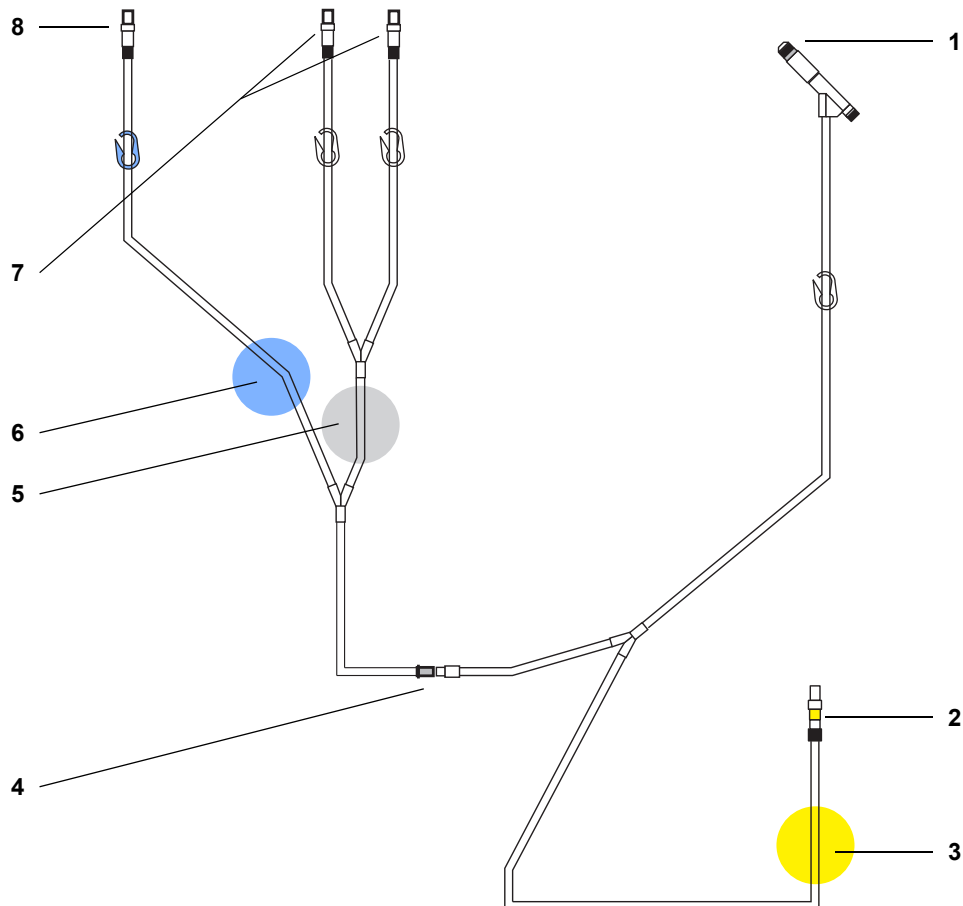
The following step describes how to select parameters from a list.



- Use the and buttons to move the desired option to the brightly highlighted line in the center.
- Press the button to select the option or parameter.
- Press the button to return to the higher-level menu.

3.5 Description of the tubing system

3.5.1 Tubing system



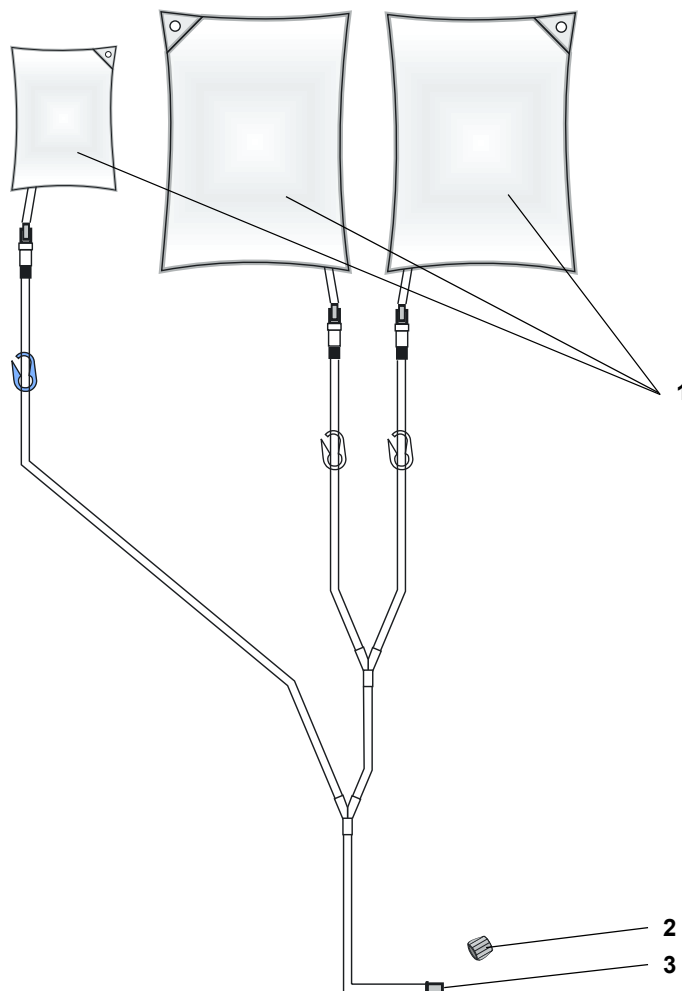
The illustrated tubing system is merely an example and may differ from the original equipment.

- 1 Patient connector
- 2 Connector for drainage bag
- 3 Position of drain valve on device (yellow)
- 4 Vario-Connector
After the treatment, the Vario-Connector is separated by breaking it apart, so that the empty solution bags can be used as drainage bags for the next treatment.
5. Position of inflow valve on device (white)
6. Position of inflow valve on device (blue)

- 7. Connectors for solution bags
- 8. Connector for optional "last bag"

3.5.2 Drain system

The empty solution bags are used as drainage bags for the next treatment. For this purpose, the tubing system is broken apart at the Vario-Connector, and the drainage bags are connected to the drain line of the tubing system (see Chapter 4.5.3 on page 100).



The illustrated drain system is merely an example and may differ from the original equipment.

- 1 Empty solution bags from the previous treatment are used as drainage bags for the next treatment.

- 2 Closing cap for sealing the drain system that will be stored until the next treatment (included with every tubing system).
- 3 Vario-Connector
The Vario-Connector has been broken apart following treatment so that the empty solution bags and the connected section of the tubing system can be used as a drain system for the next treatment.

4 Operation

4.1 Switching the device on



Warning

Patient hazard as a result of a failure to achieve the treatment goal

If no audible signal sounds during the initial internal test, or if the status indicator does not light up, no visual or audible alarm can be signaled.

- The device must not be used.
 - Call service support.
-

- **Connecting the device to the power supply**



The device will automatically power on after it has been connected to the power supply.

The **SILENCIA** product logo is displayed on the screen as the device boots up, which takes approx. 1.5 minutes.

The **status indicator** lights up red for the duration of the initial test.




The screen shown to the left appears.
The **status indicator** lights up red.



The screen shown to the left appears.
The **status indicator** lights up green.
The device is ready for operation.


- **Switching the device on with the On/Off button**



Press the  button to switch on the device.

The **SILENCIA** product logo is displayed on the screen as the device boots up, which takes approx. 1.5 minutes.

The **status indicator** lights up red for the duration of the initial test.



The screen shown to the left appears.
The **status indicator** lights up red.



The screen shown to the left appears.
The **status indicator** lights up green.
The device is ready for operation.

4.1.1 Functional test



Warning


Patient hazard as a result of a failure to achieve the treatment goal

If no audible signal sounds during the initial internal test, or if the status indicator does not light up, no visual or audible alarm can be signaled.

- The device must not be used.
- Call service support.



The following information will be displayed:

- The current date
 - The current time
 - The language selected
 - The software version
- Press the  button to move to the next operating step.

The audible signal sounds.

- Press the  button to set the language.



The patient data is then loaded.

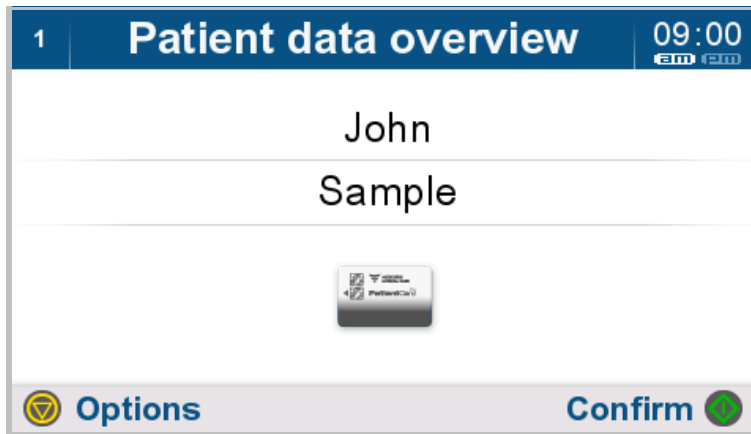


Warning

Risk of overfilling the peritoneal cavity

The use of incorrect treatment data may result in an incorrect patient prescription.


- Only the patient whose name is displayed on the screen must be connected to the device.
 - The operator must check the treatment data (maximum inflow volume, treatment volume, and treatment duration) for plausibility before starting the treatment.
-




The patient's name is displayed.

A patient card icon displayed in color with a green check mark indicates that the inserted patient card contains patient data (i.e., is personalized) for the patient displayed.

If there is no patient card in the device, this will be indicated by a patient card icon displayed in gray. The last data used that are stored on the device will be loaded.

Press the  button to accept the displayed patient data and move to the next operating step.

Press the  button to open the patient card options. This is where the system can be personalized for the patient if necessary.

If the patient name shown does not match the patient being treated, the patient card must be changed or the device personalized for the patient in this operating step. The patient card must be inserted into the card slot with the contact surfaces facing up.

When the patient card is removed from the device, three beeps will sound. When the patient card is inserted in the device, a single beep will sound.

4.2 Preparing for treatment

4.2.1 Preparing the materials and treatment environment



Warning

Choking hazard from small parts

Children can swallow and choke on small parts.

- Keep loose small parts out of the reach of children.
-
- Close all windows and doors in the treatment room.
 - Take off any wristwatches and jewelry.
 - Prepare the necessary supplies:
 1. SILENCIA APD cyclor
 2. Patient card
 3. Peritoneal solution bags in overwrap
 4. Tubing system (SILENCIA Vario system) in overwrap
 5. Drain system
 6. Organizer with clip
 7. Disinfection cap
 8. Face mask
 9. Liquid soap
 10. Hand disinfectant



Note

- The solution bags used as well as the tubing system must be at a temperature of 15 to 35 °C.
-



Warning

Risk of contamination from introduction of microbes to consumables

Microbes can be introduced into the consumables as a result of damage and can form in the consumables after their expiration date.

- Only use consumables if the overwrap has not been damaged.
- Make sure that items have not expired, and that the protective cap and closing cap have not fallen off.
- Do not remove consumables from their overwrap until required to do so by the corresponding operating step.
- Observe the hygiene practices of the dialysis center and the hygiene regulations in force.



Warning

Patient hazard as a result of a failure to achieve the treatment goal

The use of a non-prescribed solution can result in damage to the patient.

- Check the following for each solution bag:
 - The name of the dialysis solution matches the name in the prescription.
 - The glucose concentration matches that specified in the prescription.
 - The calcium concentration matches that specified in the prescription.
-



- Also check each solution bag for the following points:
 - It is not yet past its "use by" date.
 - The overwrap is not damaged.
 - There are no potential leaks.
 - The dialysis solution is clear.

● **Handling the 5-liter/6-liter double chamber bags**



Warning

Risk of poisoning from incorrect dialysis solution composition

An insufficiently mixed dialysis solution in a double chamber bag can result in poisoning.

- All PEEL seams must be completely opened.
- Thoroughly mix the dialysis solution.



- Before using double chamber bags, check to make sure that both PEEL seams are intact.
- Open the overwrap and leave the bag on the lower part of the overwrap.
- Roll up the solution bag, starting from the upper corner diagonally opposite from the bag connector, until the PEEL seam opens.

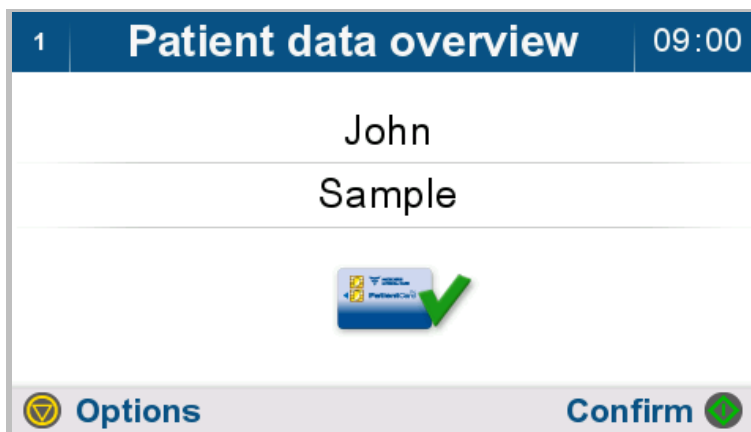


- Continue rolling up the solution bag until the PEEL seam of the small chamber opens completely.



All PEEL seams must now be open.


- Mix the dialysis solution and check that the bag has no leaks.

4.2.2 Confirming the prescription

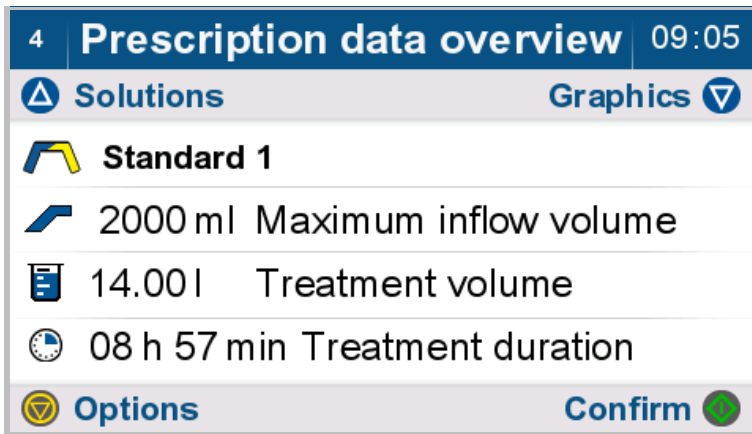


The patient's name is displayed.





- Press the  button to move to the next operating step.
- Press the  button to display options.

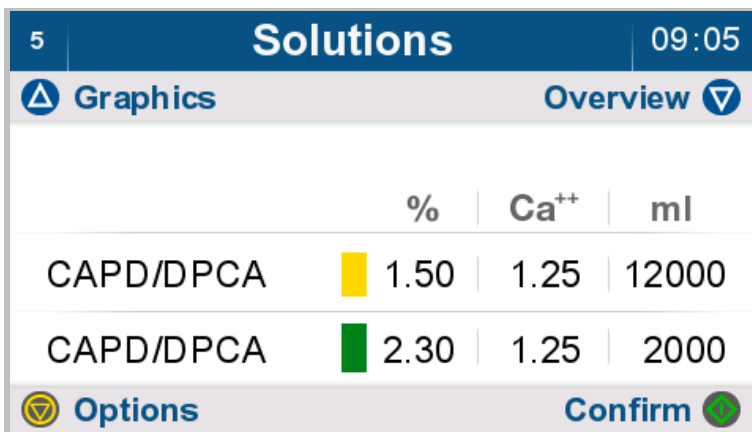


The treatment data is then loaded.







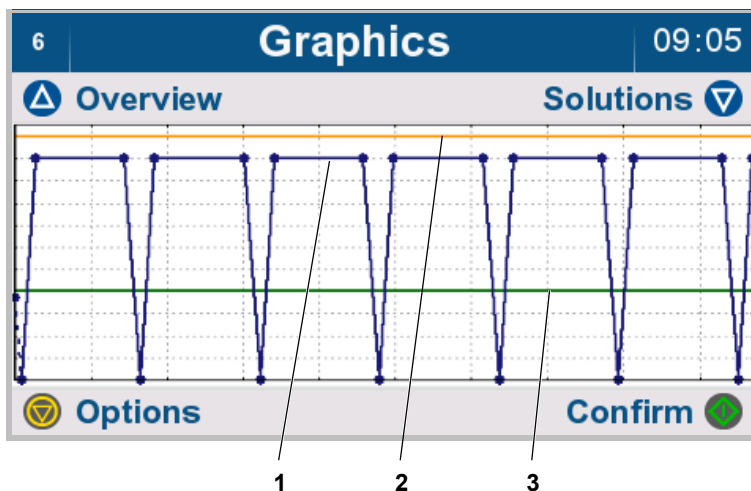
The following are shown in the prescription overview:

- Prescription name
 - Maximum inflow volume
 - Total treatment volume
 - Expected treatment duration
- Press the  button to move to the next operating step.
 - Press the  button to display options.
 - Press the  button to display the solution overview.
 - Press the  button to display the graphics overview.



The following are shown in the solution overview:





- Solution type
 - Glucose concentration in %
 - Calcium concentration in mmol/L
 - Total solution volume in ml for each solution type
- Press the  button to move to the next operating step.
 - Press the  button to display options.
 - Press the  button to display the graphics overview.
 - Press the  button to display the prescription overview.







The following are shown in the graphics overview:

1. Prescribed volume curve (blue)
2. Permitted patient volume (orange)
(see Chapter 7.3.1.1 on page 182)
3. Permitted residual volume (green)
(see Chapter 7.3.1.2 on page 182)



The vertical axis shows the volume and the horizontal axis shows the time.

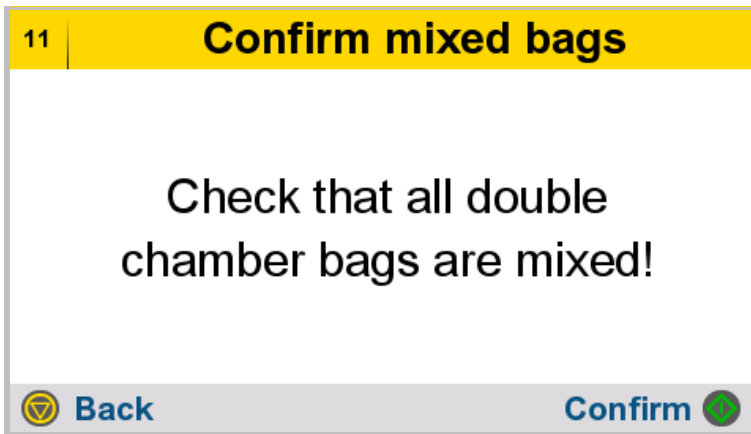
- Press the  button to move to the next operating step.
- Press the  to display options.
- Press the  button to display the prescription overview.
- Press the  button to display the solution overview.

12 Solutions				
Solutions required for treatment				
		%	Ca ⁺⁺	ml
CAPD/DPCA		1.50	1.25	12000
CAPD/DPCA		2.30	1.25	2000



 Back  Confirm

The volume of each solution required for the treatment is displayed.

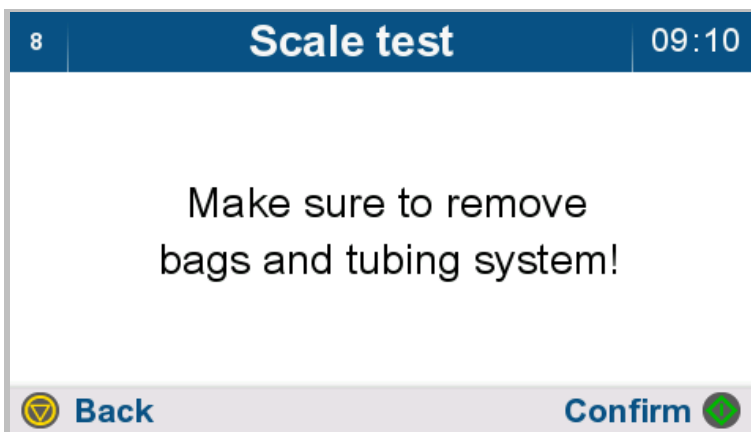
- Remove the solution bags from their overwrap.
- If using a double chamber bag, mix the solution
(see Chapter 4.2.1 on page 56).
- Check the solution bags for leakage before use.
- Press the  button to move to the next operating step.
- Press the  button to return to the previous screen.





If the prescription calls for double chamber bags, these must be mixed before continuing.

- Press the  button to confirm that the double chamber bags have been mixed and proceed to the next operating step.
- Press the  button to return to the previous screen.

4.2.3 Positioning the solution bag



Make sure that all objects have been removed from the device.

- Press the  button to confirm completion of the current operating step and proceed to the next step.
- Press the  button to return to the previous screen.



Note

Solution bags must be aligned so that the bag connector points to the display side (front) of the device and must be connected to the tubing system that is inserted in the inflow valve – white.

If a last bag is required for the treatment, this bag must be aligned so that the bag connector points to the device rear side and must be connected to the tubing system that is inserted in the inflow valve – blue. The last bag should be placed last on the heating tray in the top position.



- Place the solution bags on the heating tray according to the on-screen instructions. Solution bags must be positioned in such a way that the heating surface is as fully covered as possible.

The positioned bag is checked for validity.


If a valid solution bag is detected, an audible signal sounds.

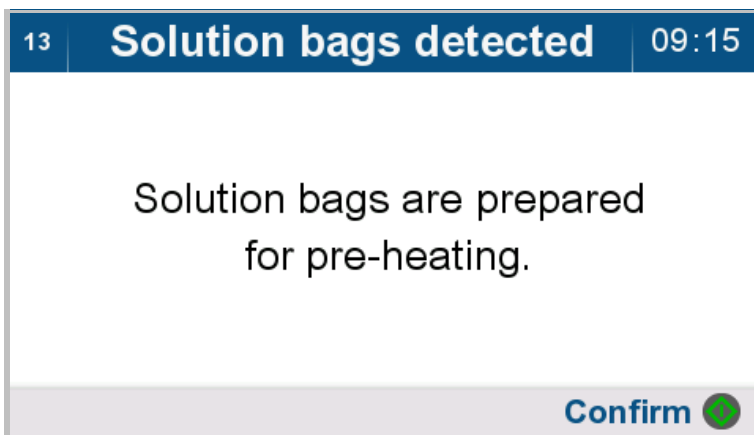
If an invalid solution bag is detected, a signal sounds 3 times with instructions to remove the last positioned solution bag.

If the prescription calls for an additional solution bag, this will be indicated on the screen (solution bag icon with number).


- Position the required solution bag.

Once the positioned solution bags match the prescription, treatment preparation continues.

- Press the  button to stop the procedure and switch to the prescription overview.



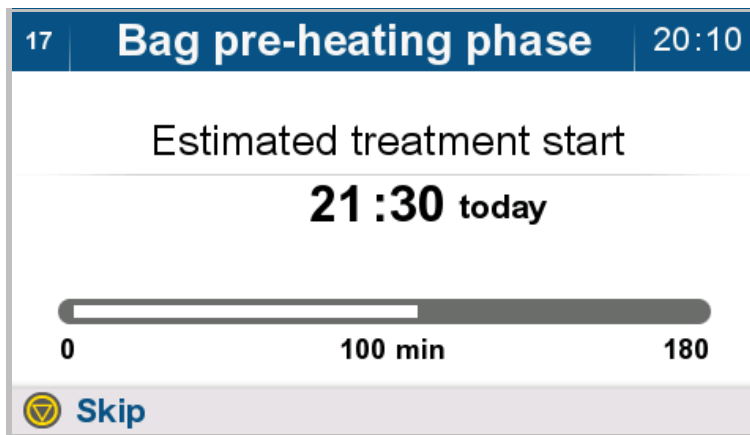
The solution bags are ready for pre-heating.

- Press the  button to confirm completion of the current operating step and proceed to the next step.



The image shows an example of a solution bag arrangement on the heating tray.

4.2.4 Pre-heating solution bags without the treatment timer




If the treatment timer has not been activated, the solution bags are heated immediately.

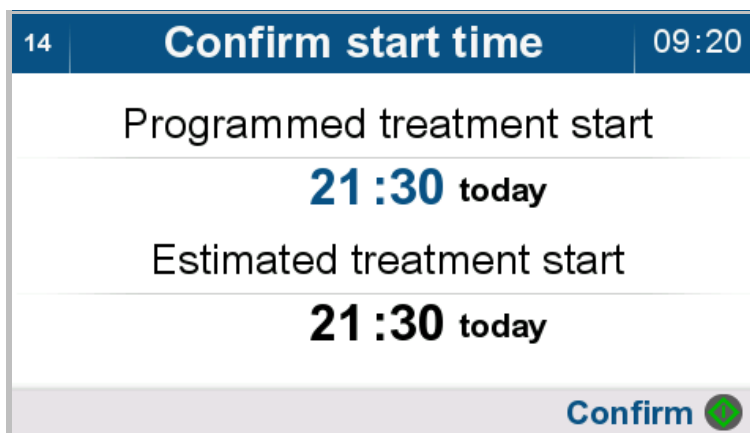
The display shows the following:


- Expected treatment start
- Elapsed pre-heating time
- Total pre-heating time

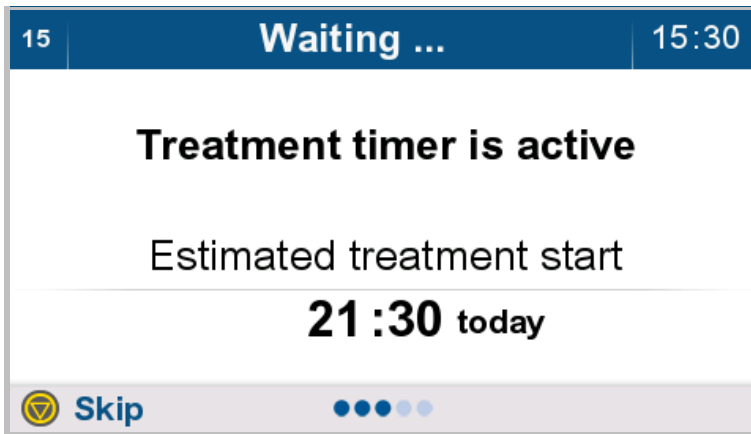
Once the pre-heating phase is complete, the device automatically proceeds to the next operating step.

- Press the  button to stop preheating and begin the next operating step.

4.2.5 Pre-heating solution bags with the treatment timer activated




- Press the  button to confirm the set time for the treatment timer (see Chapter 4.7.3.1 on page 135).



The treatment timer has been activated.

The selected treatment start is displayed.

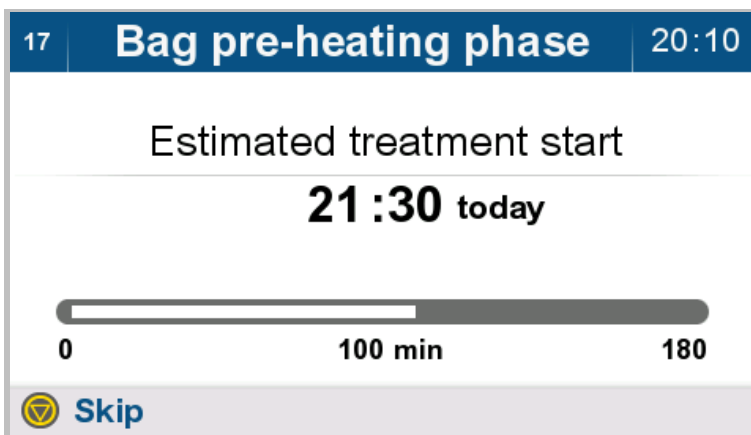
The device automatically enters the pre-heating phase at the set time.

➤ Press the  button to skip the wait time and begin the next operating step.



Note


After the time for the timer has expired, the device performs an internal test, during which the status indicator briefly lights up red. The device cannot be operated during this test. Once the test is complete, the device begins the pre-heating phase.



The device automatically begins pre-heating.

The display shows the following:

- Expected treatment start
- Elapsed pre-heating time
- Total pre-heating time

➤ Press the  button to stop preheating and proceed to the next step.

4.2.6 Inserting the tubing system

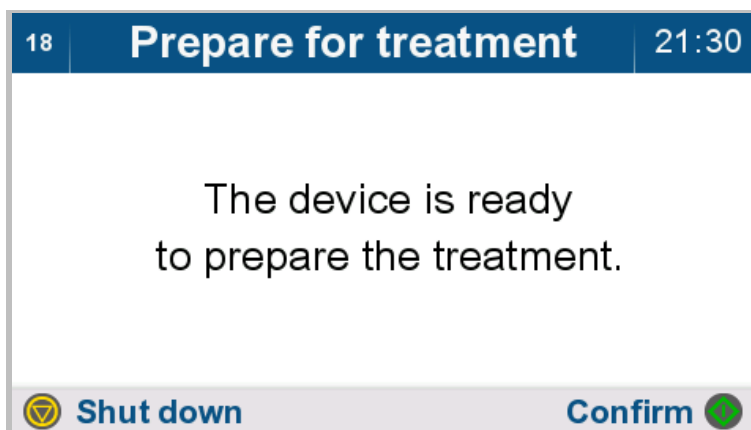


Warning

Risk of contamination from introduction of microbes to consumables



Microbes can be introduced into the consumables as a result of damage and can form in the consumables after their expiration date.

- Only use consumables if the overwrap has not been damaged.
- Make sure that items have not expired, and that the protective cap and closing cap have not fallen off.
- Do not remove consumables from their overwrap until required to do so by the corresponding operating step.
- Observe the hygiene practices of the dialysis center and the hygiene regulations in force.



The solution bags are pre-heated, and treatment preparation can be continued.


The tubing system can be inserted.

- Press the  button to move to the next operating step.
- The device can be switched off by pressing the  button. Treatment preparation will be stopped.



Note

The paper bands on the tubing system must only be removed once priming is complete.



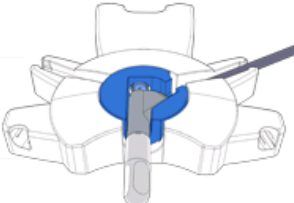
Leave the paper bands on the tubing system.


19 **Insert tubing system**

Insert patient connector

Insert tubing system into both upper valves

Insert tubing system into drain valve



Confirm 

This image sequence is displayed automatically and in a repeating cycle. The instructions for inserting the tubing system are shown one after another with an accompanying image.

- Remove the tubing system from the overwrap.
- Insert the tubing system as described below.
- Insert the patient connector in the organizer.



Warning

Patient hazard from overfilling of peritoneal cavity

Patient hazard from insufficient detoxification

Risk of circulatory disturbance due to balancing error

Air infusion due to insufficient priming of the patient line

Uncontrolled flow of the dialysis solution can pose a patient hazard.

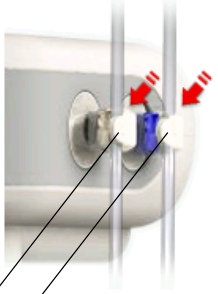
- Insert the tubing system correctly into the valves.

19 **Insert tubing system**


Insert patient connector

Insert tubing system into both upper valves

Insert tubing system into drain valve



1 2

Confirm 

- Insert the tubing system with the white clamps into the inflow valve – white (1).
If the tubing system connectors are not both being used, make sure that the white tube clamp is closed on the connector that will not be in use.
- Insert the tubing system with the blue clamps (if present) into the inflow valve – blue (2).
If the prescription does not call for a last inflow, the tubing system must still be inserted into the inflow valve – blue (2). In this case, close the blue clamp on the tubing system.



Note


If the prescription does not call for a last inflow, the tubing system must still be inserted into the inflow valve – blue. In this case, close the blue clamp on the tubing system.


19 **Insert tubing system**


Insert patient connector

Insert tubing system into both upper valves

Insert tubing system into drain valve



Confirm 

- Insert the drain line, identified by the yellow connector, into the drain valve – yellow.
- Press the  button to confirm that the tubing system has been inserted and to proceed to the next operating step.
- Keep the closing cap contained in the overwrap for use with the drain system.

The following images depict the insertion of the tubing system as described in the previous screen sequence.



Insert the patient connector in the organizer.

Leave the clamp on the patient line open.



➤ Insert the tubing system with the white clamps into the inflow valve – white (1).

If the tubing system connectors are not both being used, make sure that the white tube clamp is closed on the connector that will not be in use.

➤ Insert the tubing system with the blue clamps into the inflow valve – blue (2).

If the prescription does not call for a last inflow, the tubing system must still be inserted into the inflow valve – blue (2). In this case, close the blue clamp on the tubing system.



Insert the drain line of the tubing system with the yellow connector into the drain valve – yellow.

4.2.7 Connecting the drain system



Warning

Risk of contamination from non-compliance with hygiene measures

Improper handling can result in contact with the opening of the solution bag connector, the tubing system or the drain system.

This may lead to microbial contamination.

- We recommend wearing a face mask, washing your hands and the spaces between your fingers with medical-grade hand wash, and then applying hand sanitizer.
 - Use aseptic technique when connecting the solution bag connectors.
 - Observe the hygiene practices of the dialysis center and the hygiene regulations in force.
-



Warning

Risk of contamination from introduction of microbes to consumables

Microbes can be introduced into the consumables as a result of damage and can form in the consumables after their expiration date.

- Only use consumables if the overwrap has not been damaged.
- Make sure that items have not expired, and that the protective cap and closing cap have not fallen off.
- Do not remove consumables from their overwrap until required to do so by the corresponding operating step.
- Observe the hygiene practices of the dialysis center and the hygiene regulations in force.



Warning

Risk of contamination from reuse of the SILENCIA Vario system


The SILENCIA Vario system is a single-use item. Reuse can lead to patient contamination.

- Only use the SILENCIA Vario system once to supply the patient with dialysis fluid.
 - Only use the empty solution bags as a drain system once.
-

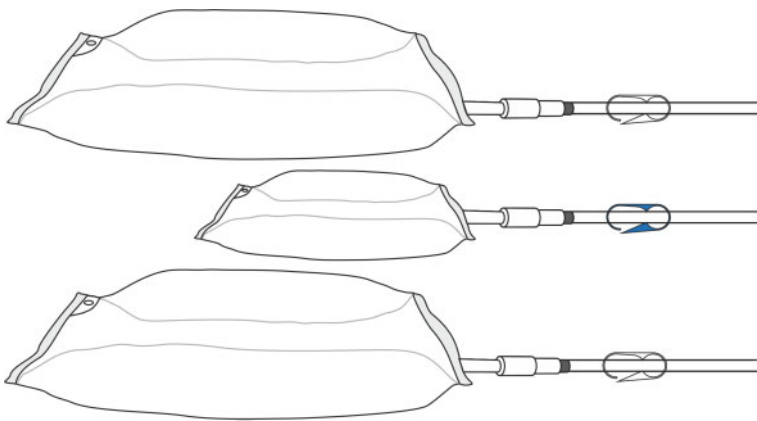
20 Connect drainage bags 21:30

Position drainage bags on drain tray
and connect drain line!

Confirm 

- Place the drainage bag on the drain tray.
The drainage bags must be aligned so that the solution bag connector points to the display side (front) of the device.
- Remove the protective cap from the drain line of the tubing system and the closing cap from the drain system.
- Connect the drain line of the tubing system to the drain system.
Make sure that the tubes of the drain system do not touch the floor.
- Press the  button to move to the next operating step.





-
- If a last bag is used in the drain system, we recommend positioning this bag as the second bag on the drain tray.

Example: When using two 6-liter bags and one 2-liter bag in the drain system, position the 2-liter bag between the two 6-liter bags.

4.2.8 Connecting the solution bags



Warning

Risk of contamination from non-compliance with hygiene measures

Improper handling can result in contact with the opening of the solution bag connector, the tubing system or the drain system.


This may lead to microbial contamination.


- We recommend wearing a face mask, washing your hands and the spaces between your fingers with medical-grade hand wash, and then applying hand sanitizer.
 - Use aseptic technique when connecting the solution bag connectors.
 - Observe the hygiene practices of the dialysis center and the hygiene regulations in force.
-

21 **Connect solution bags** 21:30

Connect solution bags!

Break cones on connected solution bags!

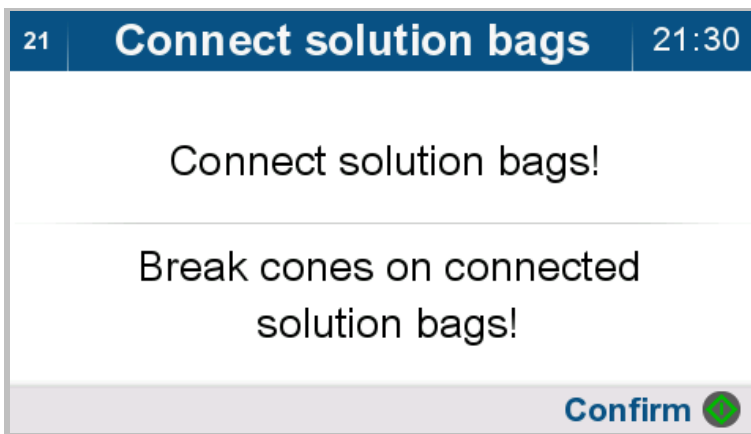
Confirm 

- Connect the solution bags.
- Break the cones on the connected solution bags.
- Press the  button to move to the next operating step.




● **Connecting a 7.5 % polyglucose solution bag**

- If required for the treatment, make sure you have a 7.5 % polyglucose solution bag and a Safe•Lock® APD Luer lock connector ready to hand.



- When using a 7.5 % polyglucose solution bag, connect the Safe•Lock® APD Luer lock connector to the connector for optional last bag of the SILENCIA Vario system 2+1. Then connect the 7.5 % polyglucose solution bag with the Safe•Lock® APD Luer lock connector, making sure that the connection is secure.

- Make sure that the tubing system is inserted into the inflow valve – blue (1) as shown.
- Break the cones on the connected solution bags.
- Before starting filling, check that the connection between the Safe•Lock® APD Luer lock connector and the 7.5 % polyglucose solution bag is screwed correctly.
- Press the  button to move to the next operating step.

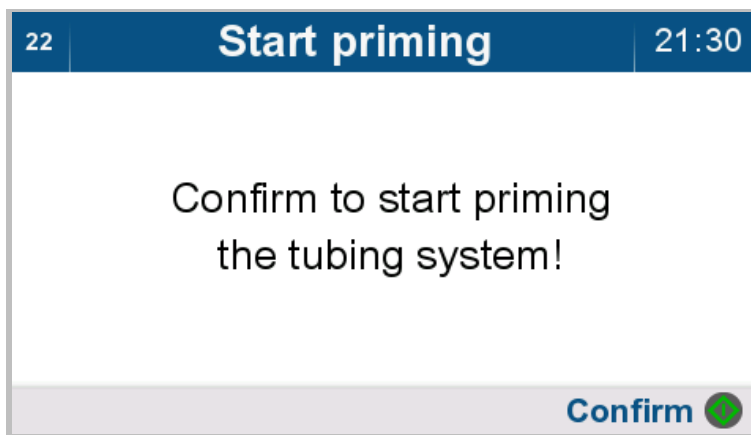


4.2.9 Priming the tubing system




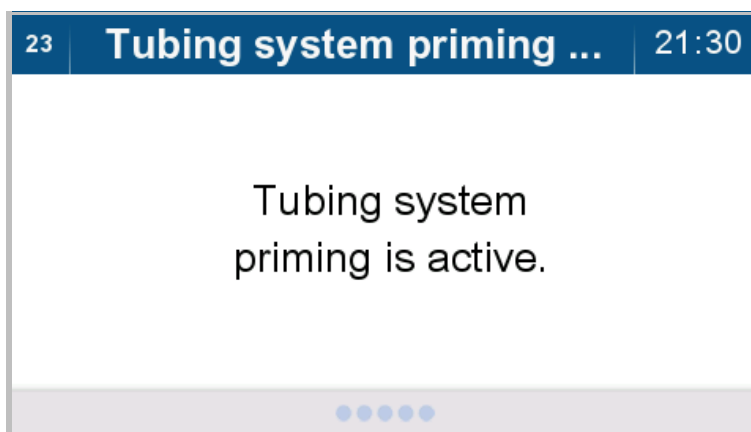
Note

- Check for the following before priming the tubing system:
- The organizer along with the inserted patient connector has been fitted onto the organizer mount on the base unit.
 - The cones are broken on all connected solution bags.
 - All tube clamps on the solution bag lines are open.
 - All tube clamps on the drain system are open.
 - All tube clamps not in use are closed.







The tubing system is ready to be primed.

- Press the  button to start the priming process.




The tubing system is then primed automatically.

27	Check patient line priming	21:40
Check for complete priming of patient line!		
Adjust fill level of patient line if necessary!		
 Adjust	Priming completed 	

- Check the fluid level in the patient line.
- Press the  button to continue priming the patient line.
- Press the  button if the patient line has been fully primed. The device advances to the next operating step.

If priming fails, check for the following:

- The cones are broken on all connected solution bags.
 - All tube clamps on the solution bag lines are open.
 - The tubing system has been inserted into all valves.
- Press the  button to repeat the priming process.



Note

Priming can be repeated a maximum of three times.

4.3 Performing a treatment

4.3.1 Confirming treatment data

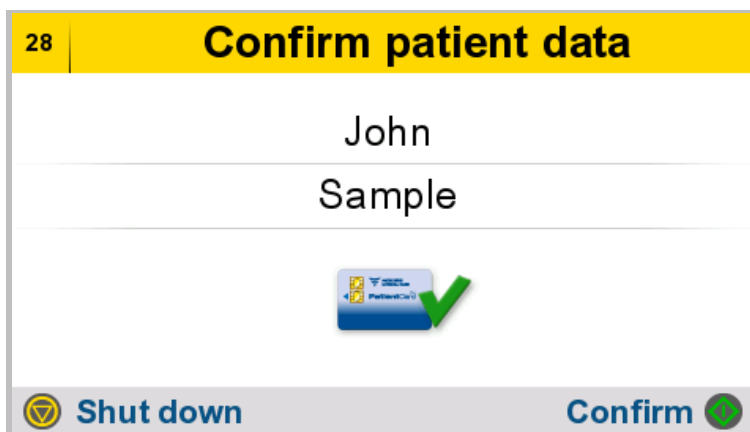




Warning

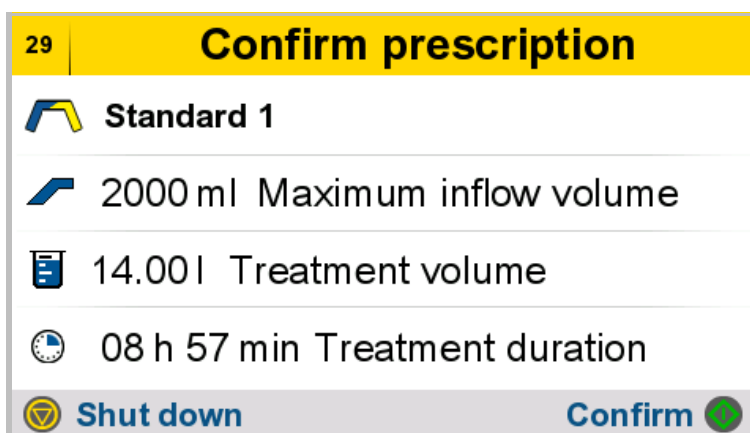
Patient hazard from overfilling of peritoneal cavity



The use of incorrect treatment data may result in an incorrect patient prescription.

- Only the patient whose name is displayed on the screen must be connected to the device.
- The operator must check the treatment data (maximum inflow volume, treatment volume, and treatment duration) for plausibility before starting the treatment.



- Check patient data for plausibility and confirm.
- Press the  button to move to the next operating step.
- The device can be switched off by pressing the  button.



- Check treatment data for plausibility and confirm.
- Press the  button to move to the next operating step.
- The device can be switched off by pressing the  button.

4.3.2 Connecting the patient

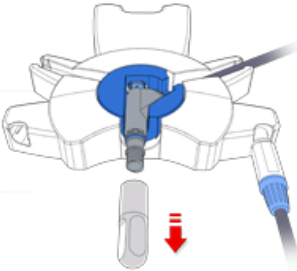



Warning

Risk of contamination from non-compliance with hygiene measures

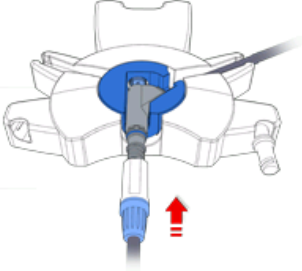

Improper handling during connection can lead to contact with the opening of the patient connector. This may lead to microbial contamination.



- We recommend wearing a face mask, washing your hands and the spaces between your fingers with medical-grade hand wash, and then applying hand sanitizer.
- Use aseptic technique when connecting the patient.
- The patient line must be tightly sealed.
- Observe the hygiene practices of the dialysis center and the hygiene regulations in force.

30	Patient connection	21:50
Remove protective cap		
Connect patient line		
Open clamp on catheter extension		
Confirm 		

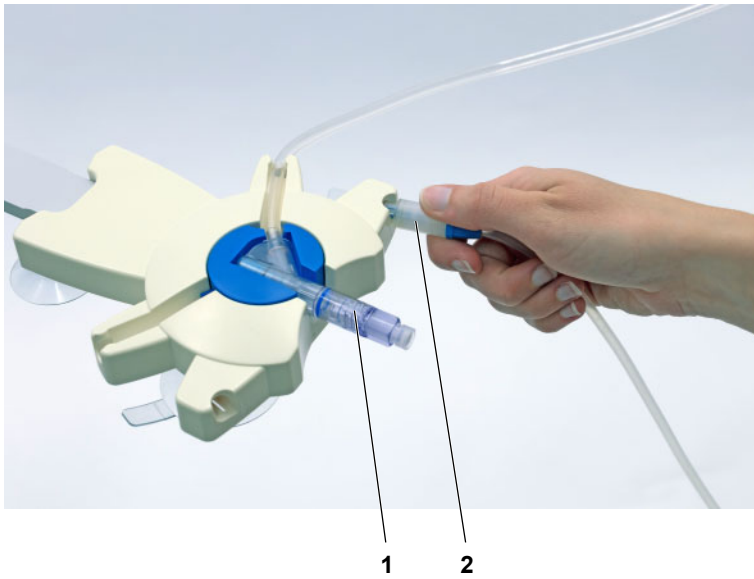
The patient should be connected immediately after priming of the tubing system and patient line.

This image sequence is displayed automatically and in a repeating cycle. Connection instructions are shown one after another with the associated image.

30	Patient connection	21:50
Remove protective cap		Confirm 
Connect patient line		
Open clamp on catheter extension		

30	Patient connection	21:50
Remove protective cap		Confirm 
Connect patient line		
Open clamp on catheter extension		

➤ Connect the patient line as described below.

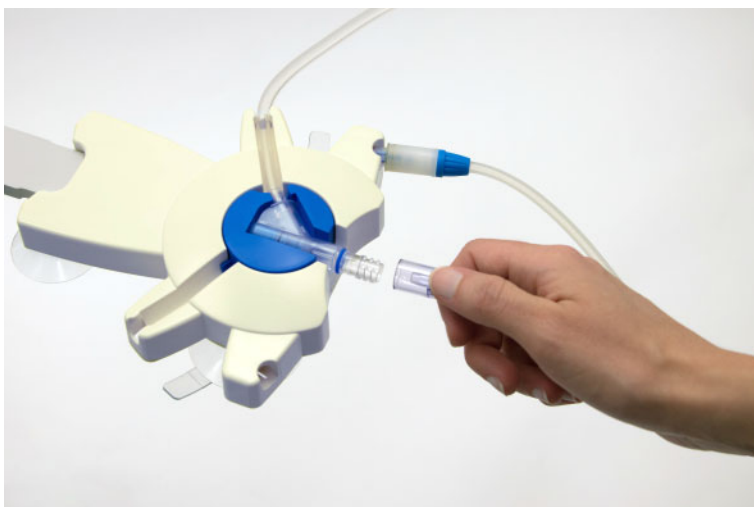


In order to connect the patient, the patient connector (1) must be inserted into the organizer.


- Place the system connector (2) of the catheter extension in the right holder of the organizer (if left-handed, place in the left holder).



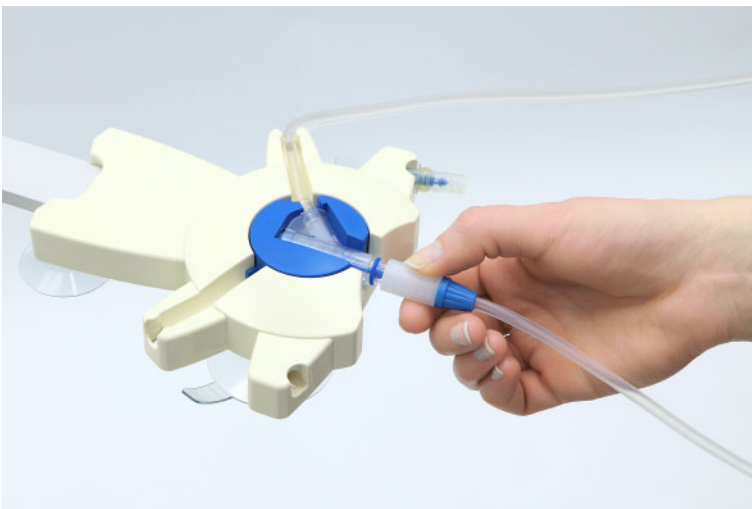
-
- Put on the face mask.
 - Disinfect your hands and dry them carefully.



-
- Unscrew and discard the protective cap from the patient connector on the tubing system.




- Unscrew the system connector of the catheter extension from the disinfection cap.

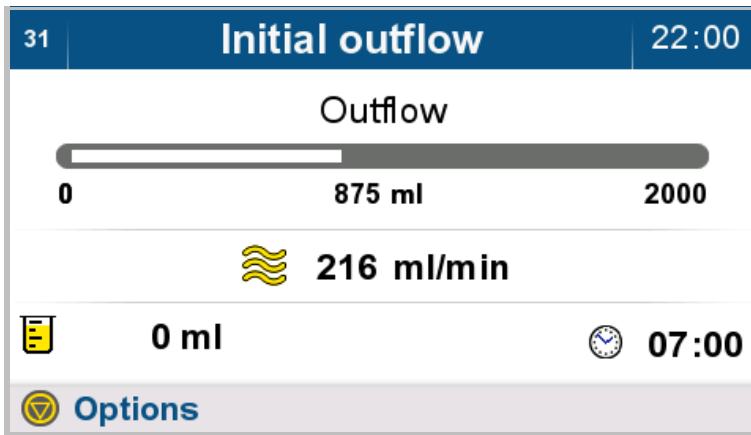


- Screw the catheter extension system connector directly onto the patient connector on the tubing system.



- Open the white clamp on the catheter extension.
- Press the  button to confirm the connection and to start the treatment.

4.3.3 Starting the treatment



Treatment is started.

The treatment will start with an initial outflow.

If the prescription specifies a defined target volume for the initial outflow, this volume is displayed.

➤ Press the  to display options.

4.3.4 Terminating the initial outflow

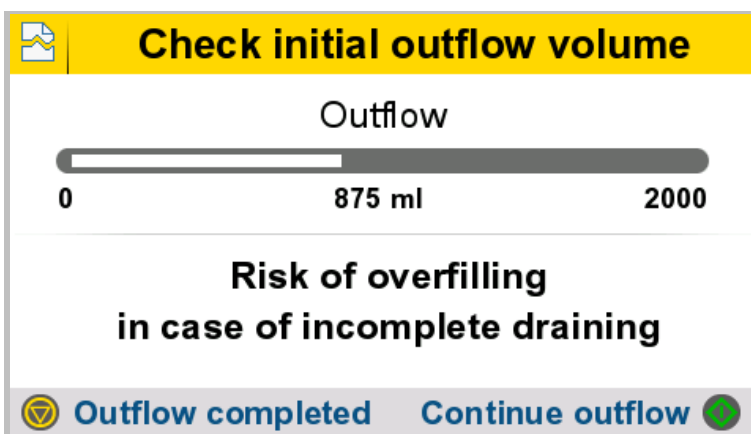


Warning

Patient hazard from overfilling of peritoneal cavity


Breathing and circulatory problems can result if the peritoneal cavity is filled with too much fluid.

➤ Ensure that the peritoneal cavity is completely empty at the end of the initial outflow.



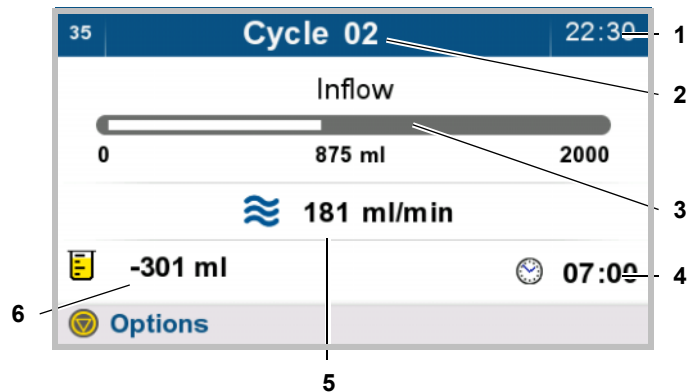
The initial outflow volume achieved and the initial outflow target volume will be displayed.

➤ Press the  button to continue the initial outflow.

➤ Only press the  button if the peritoneal cavity has been completely drained. The initial outflow is ended so that the next inflow phase can begin.

4.3.5 During treatment

● Inflow

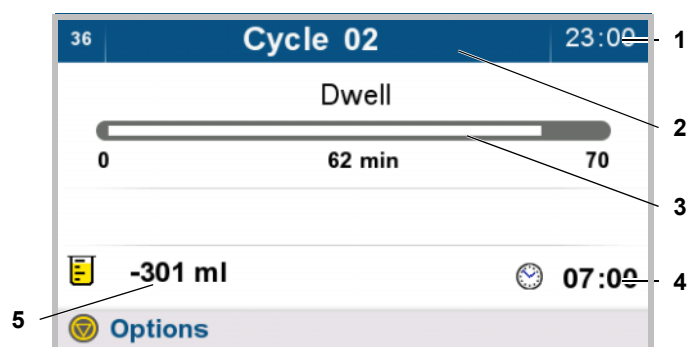


During the inflow process, the following parameters will be displayed in the treatment overview screen:

1. Current time
2. Treatment cycle
3. Progress of the current treatment phase
4. Expected treatment end time
5. Flow rate
6. Current total volume balance

➤ Press the  to display options.

● Dwell

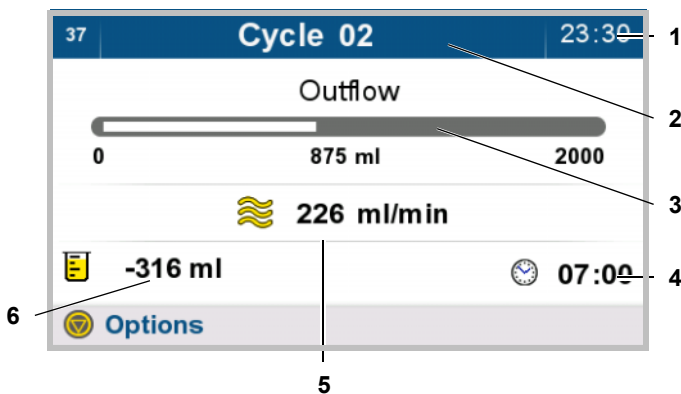


During the dwell process, the following parameters will be displayed in the treatment overview screen:

1. Current time
2. Treatment cycle
3. Progress of the current treatment phase
4. Expected treatment end time
5. Current total volume balance

➤ Press the  to display options.

● **Outflow**

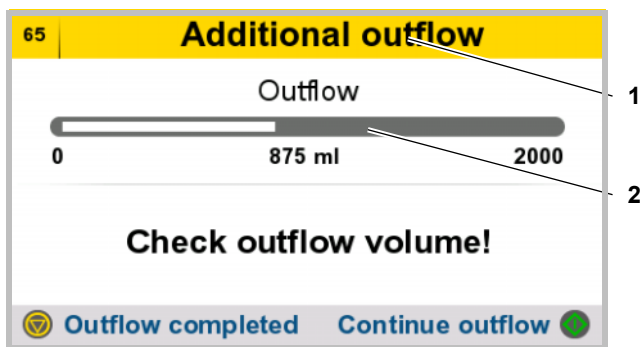


During the outflow process, the following parameters will be displayed in the treatment overview screen:

1. Current time
2. Treatment cycle
3. Progress of the current treatment phase
4. Expected treatment end time
5. Flow rate
6. Current total volume balance

➤ Press the  to display options.

4.3.6 Additional outflow




If the prescription calls for an additional outflow, this outflow is performed.

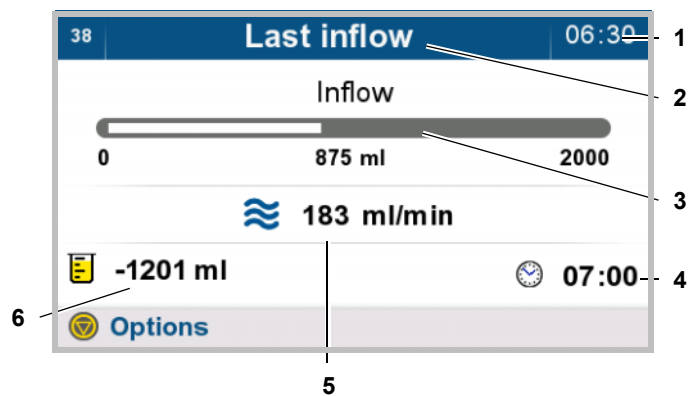
During the outflow process, the following parameters will be displayed in the treatment overview screen:

1. Treatment cycle
2. Progress of the current treatment phase

➤ Press the  button to continue the outflow.


➤ Only press the  button if the outflow is complete. The device advances to the next operating step.

4.3.7 Last inflow



If the prescription calls for a last inflow, this inflow is performed.

During the inflow process, the following parameters will be displayed in the treatment overview screen:

1. Current time
 2. Treatment cycle
 3. Progress of the current treatment phase
 4. Expected treatment end time
 5. Current flow rate during last inflow
 6. Current total volume balance
- Press the  to display options.

4.4 Ending the treatment

4.4.1 Disconnecting the patient



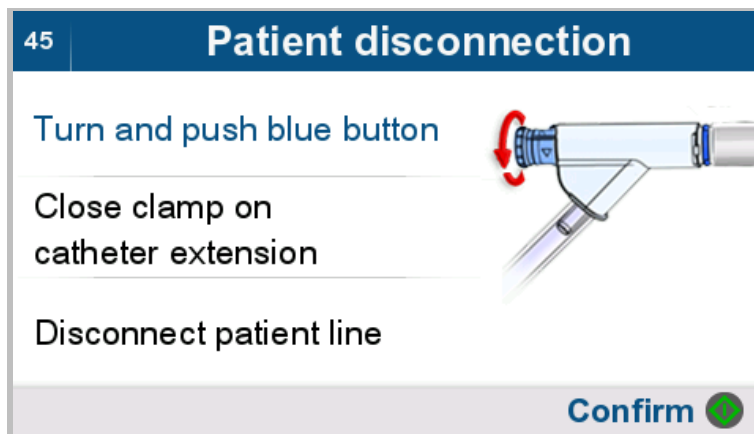
Warning

Risk of contamination from non-compliance with hygiene measures

Improper handling during disconnection can lead to contact with the opening of the patient connector or the Vario-Connector.

This may lead to microbial contamination.

- We recommend wearing a face mask and using hand sanitizer.
 - Use aseptic techniques when disconnecting the patient.
 - Observe the hygiene practices of the dialysis center and the hygiene regulations in force.
-



This image sequence is displayed automatically and in a repeating cycle. Disconnection instructions are shown one after another with the associated image.

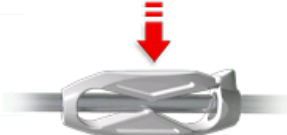
- Turn the blue knob on the patient connector a quarter turn clockwise.
- Push the blue knob on the patient connector fully in.


45 **Patient disconnection**

Turn and push blue button

Close clamp on catheter extension

Disconnect patient line



Confirm 

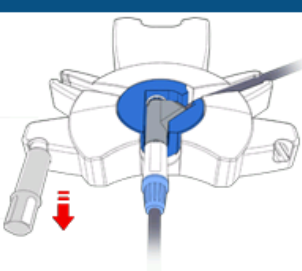
- Close the white clamp on the catheter extension.


45 **Patient disconnection**

Turn and push blue button


Close clamp on catheter extension

Disconnect patient line

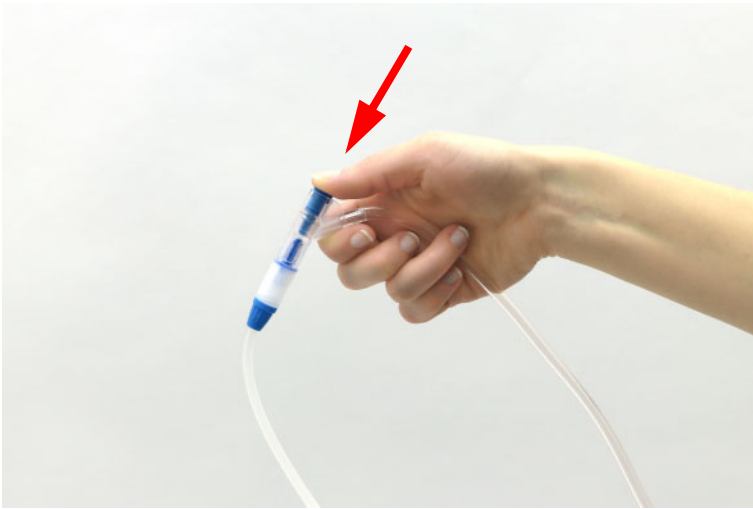


Confirm 

- Disconnect the patient line.




- Perform the disconnection as described below.
- Turn the blue knob on the patient connector a quarter turn clockwise.



-
- Push the blue knob on the patient connector fully in.

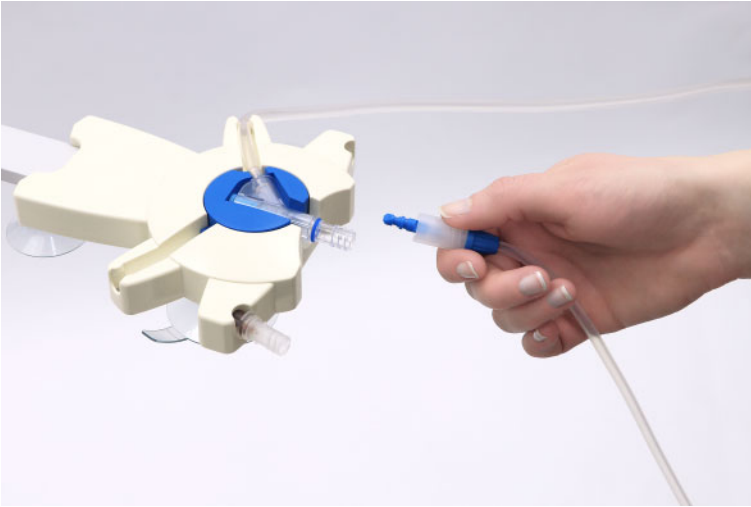
This will automatically close the catheter extension with the PIN.



-
- Close the white clamp on the catheter extension.




-
- Open the overwrap of the new disinfection cap.
 - Place the new disinfection cap in the left holder of the organizer (if left-handed, place the disinfection cap in the right holder).
 - Insert the patient connector into the organizer.
 - Unscrew and discard the closing cap of the new disinfection cap.

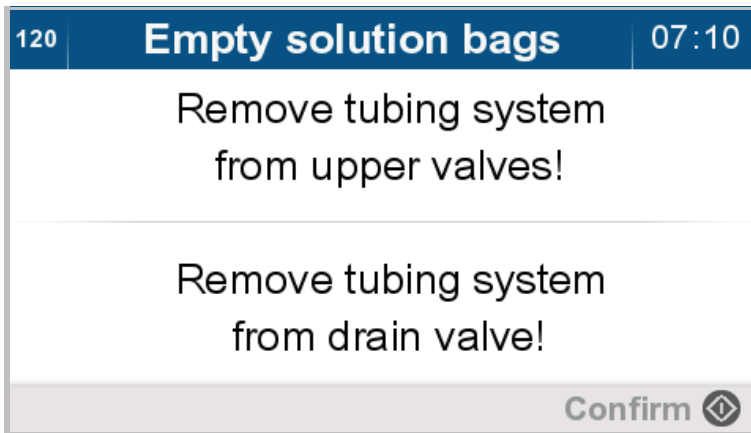



- Unscrew the catheter extension system connector from the patient connector on the tubing system.
- Screw the catheter extension system connector with the PIN firmly onto the new disinfection cap.



- Pull the closed catheter extension straight (without turning it) out of the organizer.
- Press the  key to confirm the disconnection.

4.4.2 Draining the solution bag and tubing system



- Remove the tubing system from the upper valves.
- Remove the tubing system from the drain valve.
- Press the  button to move to the next operating step.

Leave the tubing system on the device during the draining procedure to ensure that the solution bags are fully drained.

4.4.3 Treatment results

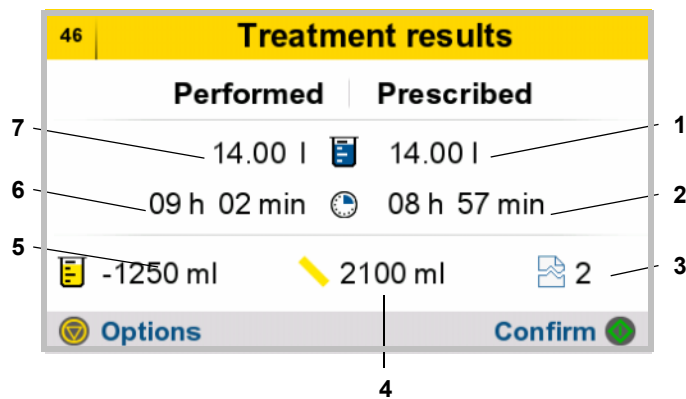


Warning

Patient hazard from insufficient detoxification


A repeated reduction of the treatment duration or the treatment volume may result in the desired treatment goal not being achieved.

- The attending physician must be informed.
-



The results of the last treatment will be displayed:

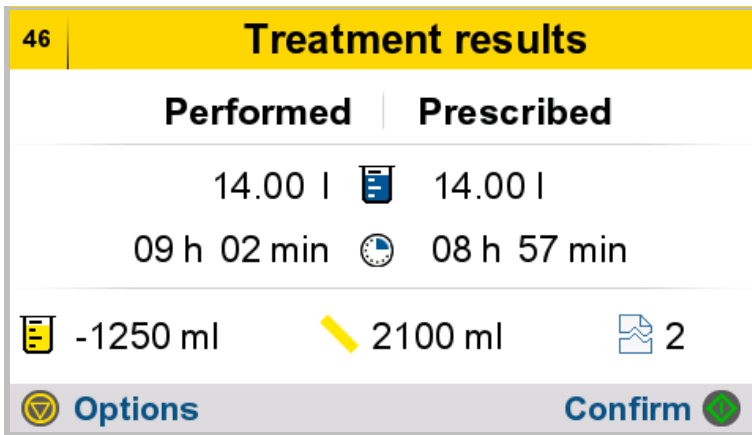
1. Prescribed treatment volume
2. Prescribed treatment duration
3. Number of interruptions
4. Initial outflow volume
5. Volume balance without last inflow and without initial outflow.
Negative values describe a withdrawal of fluid from the patient (ultrafiltrate has been generated). Positive values describe an uptake of fluid in the patient (resorption).
6. Actual treatment duration
7. Actual treatment volume


Press the  button to display additional treatment report information (graphics and interruptions),

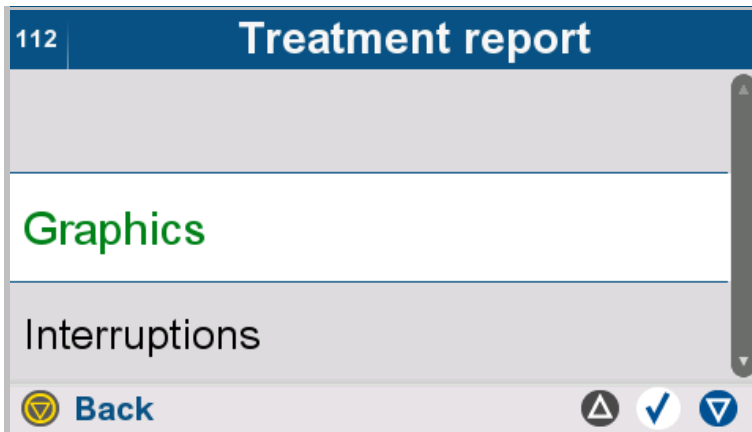
or


Press the  button to end the treatment.

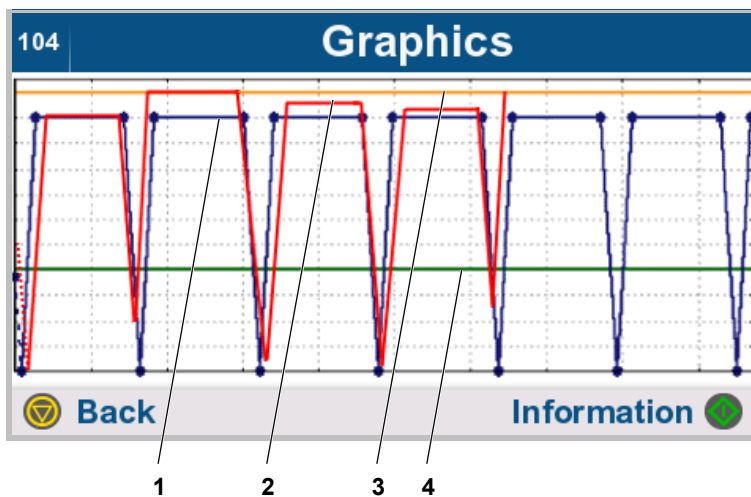
4.4.4 Displaying graphics



- Press the  button to display additional treatment report information.





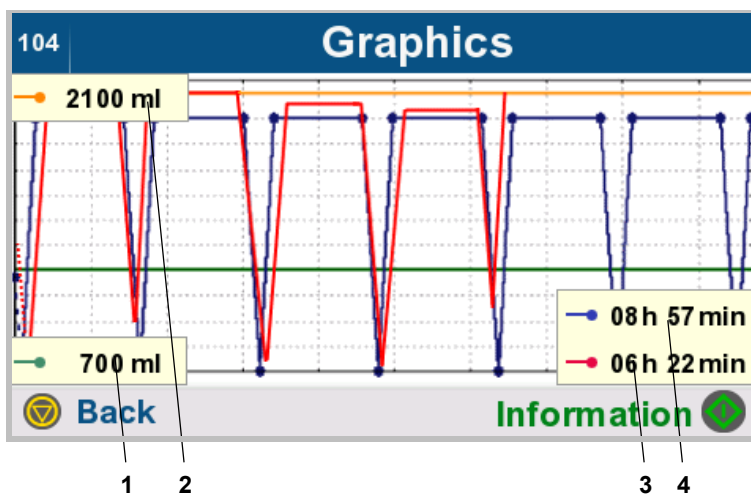
- Select **Graphics**.
- Press the  button to return to the higher-level menu.



Treatment progress is displayed in graphical form.



1. Prescribed treatment progress (blue)
2. Actual treatment progress (red)
3. Permitted patient volume in ml (orange) (see Chapter 7.3.1.1 on page 182)
4. Permitted residual volume in ml (green) (see Chapter 7.3.1.2 on page 182)

- Press the  button to display additional information.
- Press the  button to return to the higher-level menu.

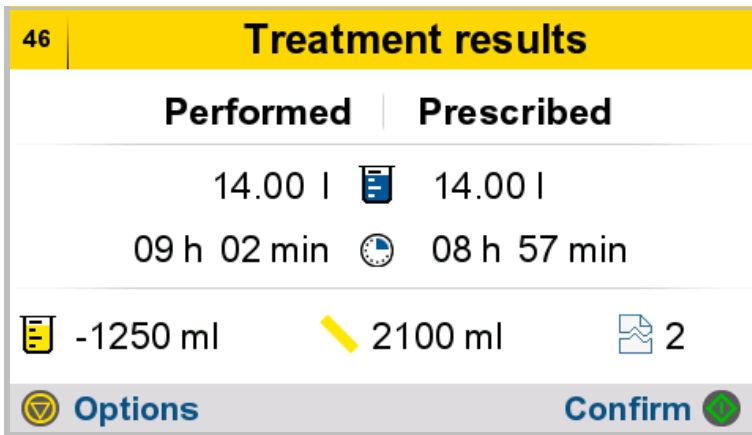



Treatment progress is shown in graphical form, and additional information can also be displayed:

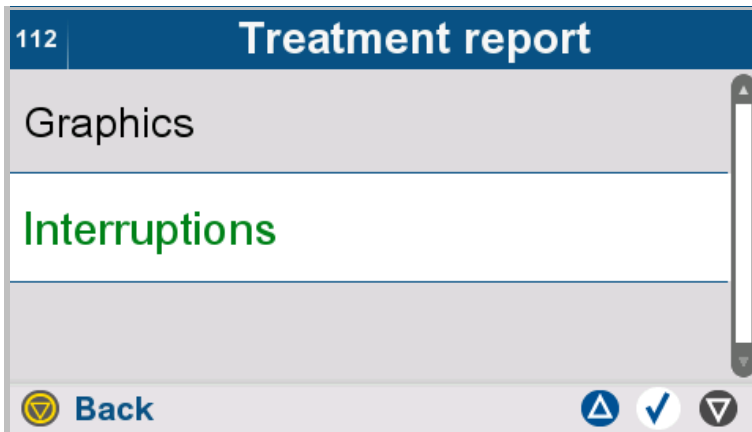
1. Permitted residual volume in ml (green) (see Chapter 7.3.1.2 on page 182)
2. Permitted patient volume in ml (orange) (see Chapter 7.3.1.1 on page 182)
3. Actual treatment duration (red)
4. Prescribed treatment duration (blue)

- Press the  button to hide the additional information.
- Press the  button to return to the higher-level menu.

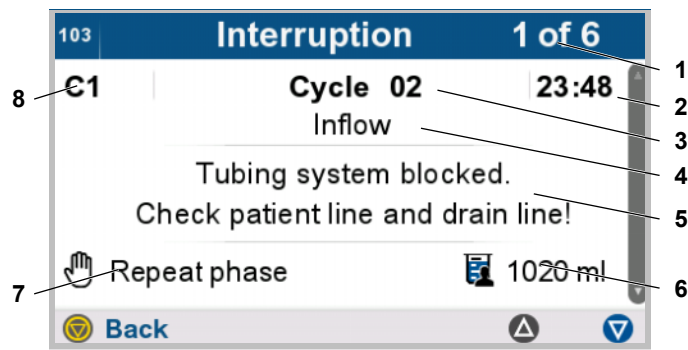
4.4.5 Viewing interruptions



- Press the  button to display additional treatment report information.



- Select **Interruptions**.
- Press the  button to return to the higher-level menu.

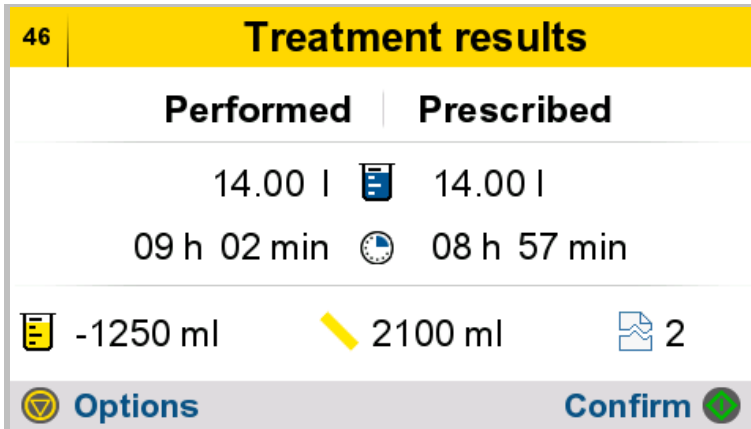



The interruptions for the selected treatment are displayed:

1. Number of the currently selected interruption (interruption 1 of 6)
 2. Time of interruption
 3. Treatment cycle
 4. Treatment phase
 5. Description of interruption
 6. Quantity of dialysis solution in peritoneal cavity when interruption occurred
 7. Type of interruption acknowledgment
 8. Identification number
- Use the ▲ and ▼ buttons to scroll through the pages.
 - Press the ⏪ button to return to the higher-level menu.


4.5 Treatment post-processing

4.5.1 Saving treatment results



➤ Press the  button to move to the next operating step.

The treatment data are stored.



The treatment data are written to the patient card. If a patient card is not being used, or if the patient card cannot be accessed momentarily, the data are stored internally on the device.

If the patient card needs to be removed, e.g., for visiting a physician, this must only be done after the device has been switched off.

4.5.2 Removing the tubing system



Warning

Risk of cross-contamination as a result of contaminated consumables

Improper disposal may lead to the transmission of microbes to third parties (cross-contamination).

- After treatment, dispose of the tubing system and drainage bag in compliance with local regulations for handling potentially contaminated materials.



Note

The solution bags must be fully drained before the tubing system is removed.

49	Remove tubing system	07:30
Remove all bags and tubing system from device!		
Make sure that all solution bags are completely emptied!		
Confirm		

Remove the solution bags, the drainage bag, and the tubing system from the device.

- Press the button to confirm removal.

4.5.3 Preparing the drainage bag for the next treatment



Warning

Risk of contamination from non-compliance with hygiene measures

Improper handling during disconnection can lead to contact with the opening of the patient connector or the Vario-Connector.

This may lead to microbial contamination.

- We recommend wearing a face mask and using hand sanitizer.
 - Use aseptic techniques when disconnecting the patient.
 - Observe the hygiene practices of the dialysis center and the hygiene regulations in force.
-



Warning

Patient hazard as a result of a failure to achieve the treatment goal

If solution bags are not completely drained, the dialysate from the next treatment cannot be stored.

- Fully drain the solution bags from the completed treatment.
-



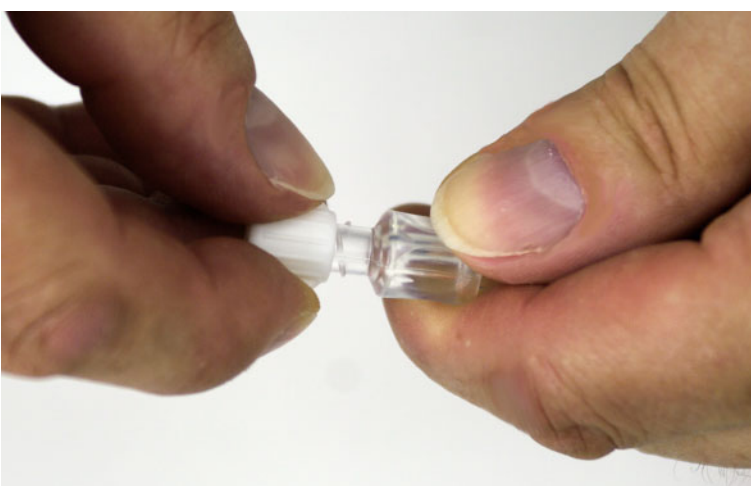
-
- Keep the fully emptied solution bags of the completed treatment at hand as a drainage system for the next treatment.



-
- Hold both sides of the Vario-Connector on the tubing system from the completed treatment.



-
- Break apart the Vario-Connector at the separation point.

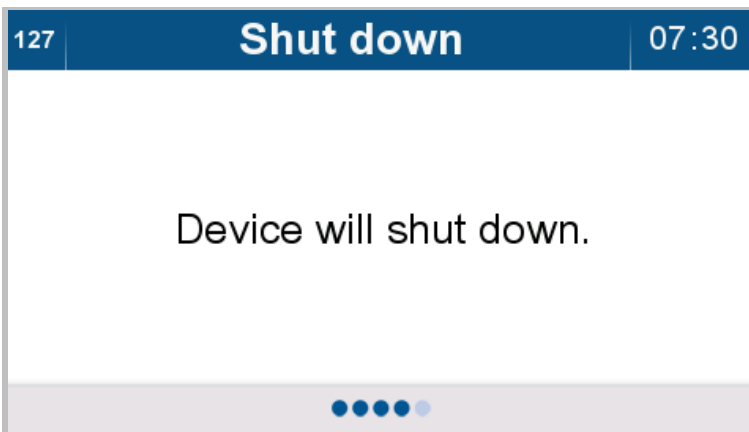


-
- Screw the protective cap supplied with the tubing system onto the Vario-Connector.



-
- Keep the empty solution bags and the separated tubing segment to use as a drain system for the next treatment.

4.5.4 Powering down the device

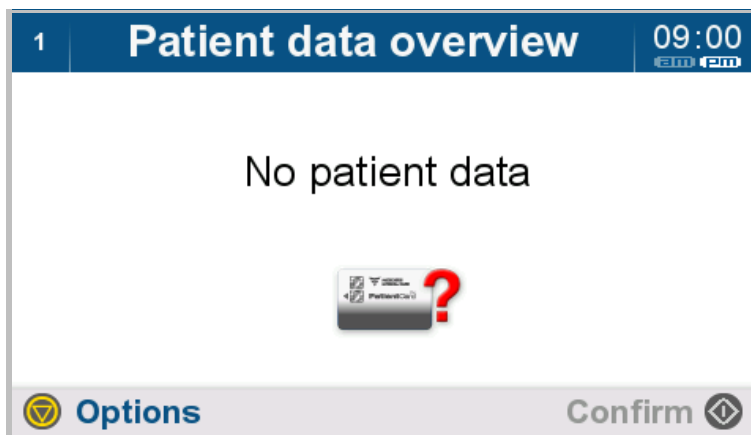


The device switches off automatically.

4.6 Personalizing

4.6.1 Personalizing the device/patient card

These functions can only be accessed by the clinical staff.

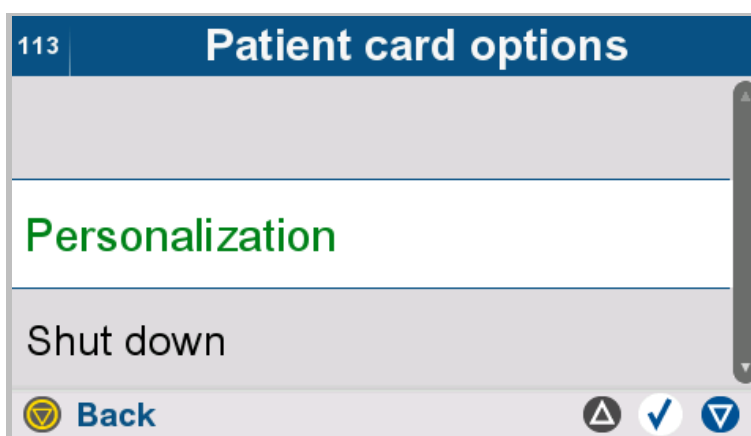


If no patient card has been inserted, or if the patient card is not recognized, a gray card icon is displayed on the screen.

If the system is not personalized, a red question mark will appear on the screen.

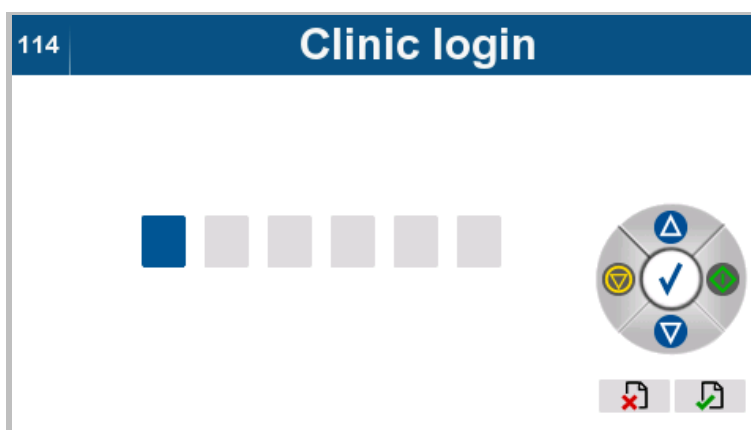
A treatment can only be performed if the system is adjusted (personalized) for the patient.

➤ Press the  button to access the options.



➤ Select **Personalization**.

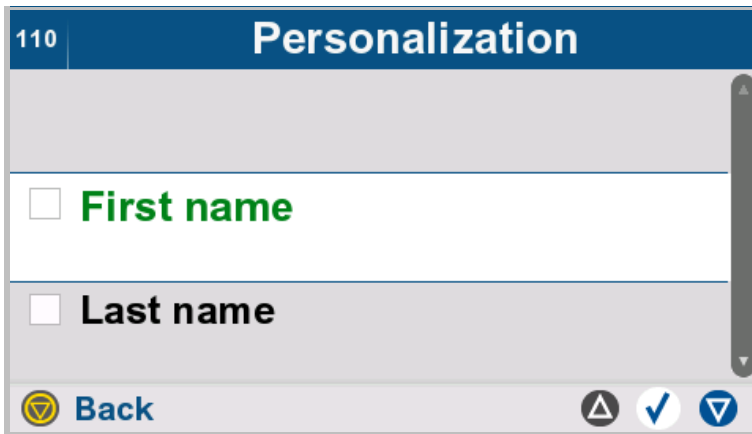
➤ Press the  button to return to the higher-level menu.




➤ If no clinic login has occurred, the screen shown here is displayed.

➤ Enter the access code for the clinic login using the buttons shown below.

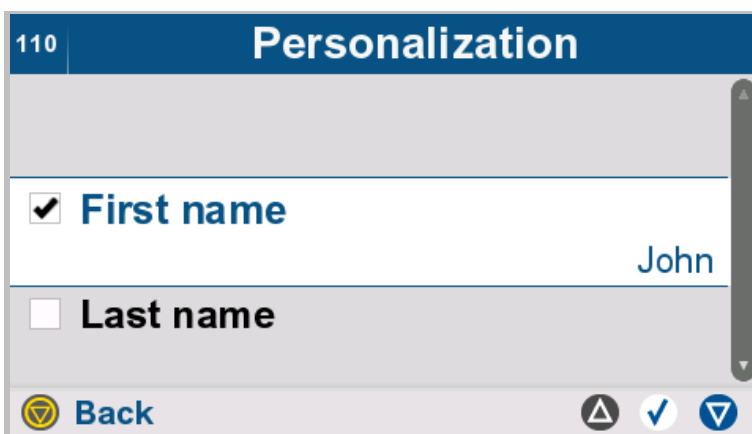




- Select **First name**.
- Press the  button to return to the higher-level menu.



- Enter the patient's first name.



The entered first name is displayed.
The **First name** box is checked.

110 **Personalization**

First name John

Last name

Date of birth

Back

- Select **Last name**.
- Press the button to return to the higher-level menu.

68 **Last name**

Sample

1	2	3	4	5	6	7	8	9	0	@	+	-	.	,	A
A	B	C	D	E	F	G	H	I	J	K	L	M	N	O	
P	Q	R	S	T	U	V	W	X	Y	Z	Ä	Ö	Ü	Ç	
a	b	c	d	e	f	g	h	i	j	k	l	m	n	o	
p	q	r	s	t	u	v	w	x	y	z	ä	ö	ü	ß	
á	â	à	ã	å	ó	ò	ô	õ	ú	û	ù	é	ê	è	
ë	ý	ç	ø	ñ	ž	Û	Ä	Ñ	È	—	<<				

- Enter the patient's last name.

110 **Personalization**

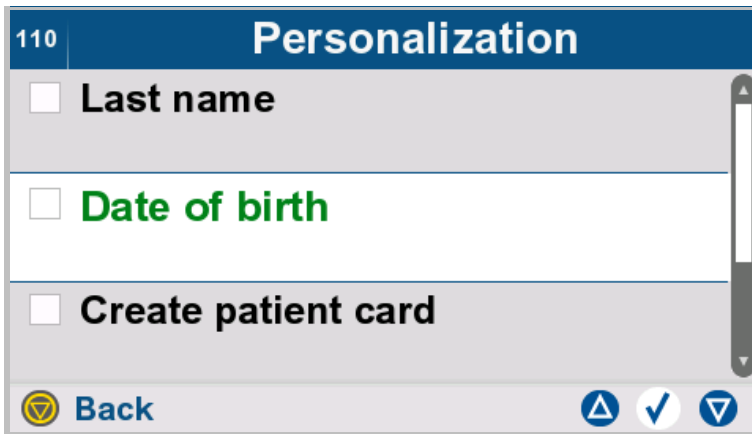
First name John


Last name Sample

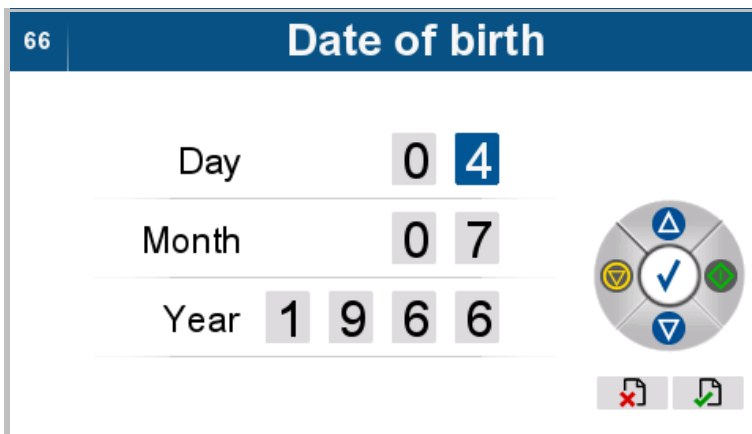
Date of birth

Back

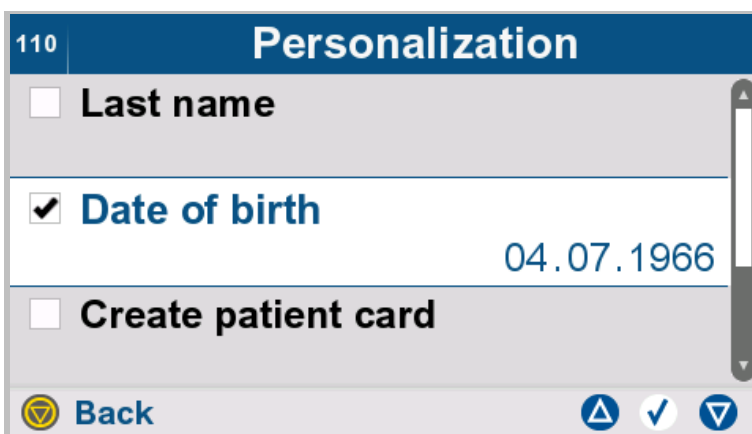
- The entered last name is displayed.
- The **Last name** box is checked.



- Select **Date of birth**.
- Press the  button to return to the higher-level menu.



- Enter the patient's date of birth.



The entered date of birth is displayed.
The **Date of birth** box is checked.





Warning

Patient hazard from overfilling of peritoneal cavity

Risk of circulatory disturbance due to balancing error


Patient hazard from glucose imbalance due to incorrectly entered parameters

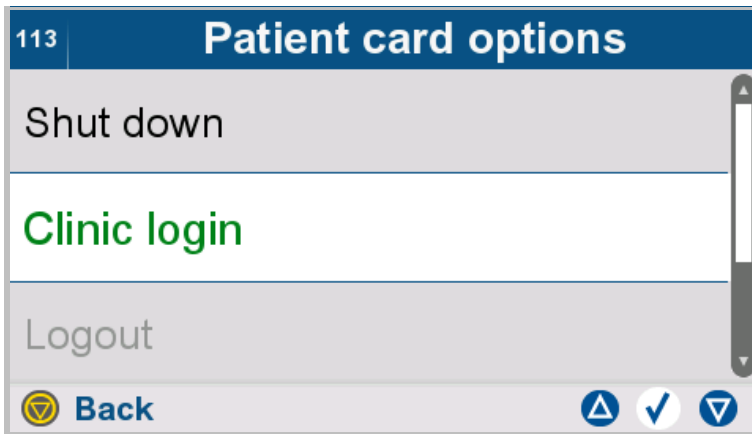
- The entered parameters must be checked for plausibility by the operator.


- Select **Create patient card** to create a patient card.
- Press the  button to create a patient card.
- Press the  button to return to the higher-level menu.


4.6.2 Clinic login

The "clinic login" function allows patient data, patient parameters and prescription data to be entered and modified. This function can only be accessed by clinical staff.

Press the  button to access the options.



- Select **Clinic login**.
- Press the  button to return to the higher-level menu.

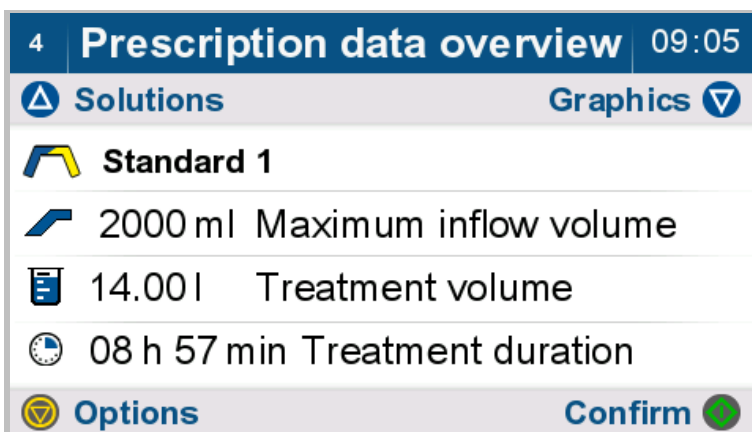



- Enter the access code for the clinic login using the buttons shown below.

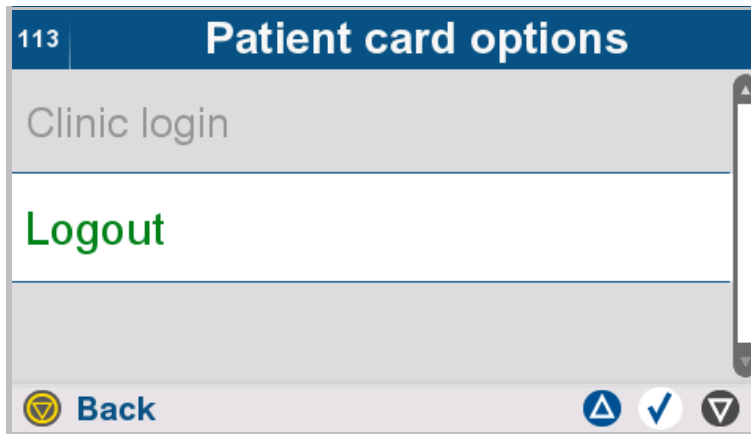


4.6.3 Clinic logout

This function can only be accessed by the clinical staff.



Press the  button to access the options.

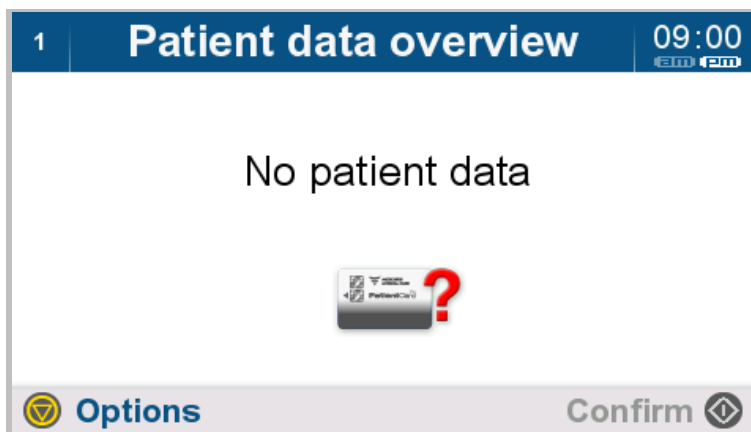



➤ Select **Logout**.

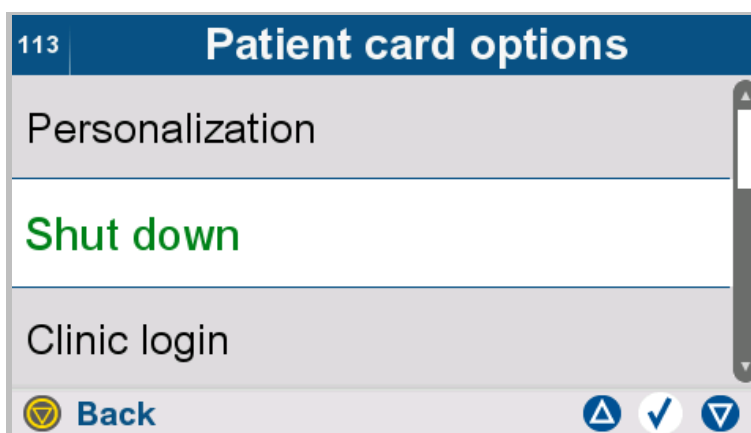
The "clinic login" access level is reset. The original access level for the patient is activated.

➤ Press the  button to return to the higher-level menu.

4.6.4 Canceling personalization

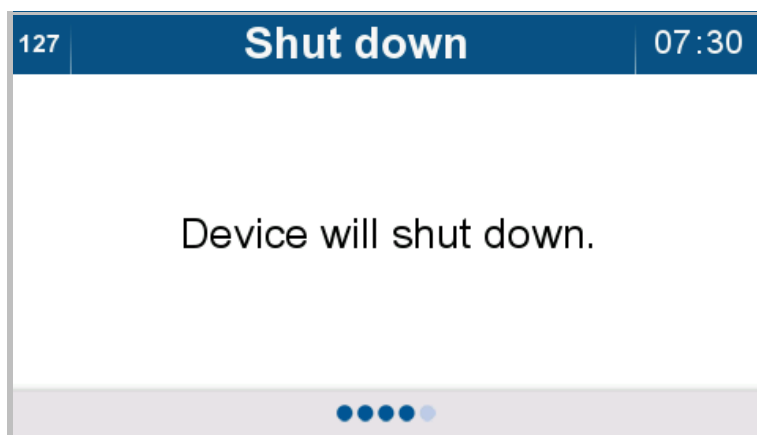


Press the  button to access the options.



➤ Select **Shut down**.

➤ Press the  button to return to the higher-level menu.



The device switches off automatically.

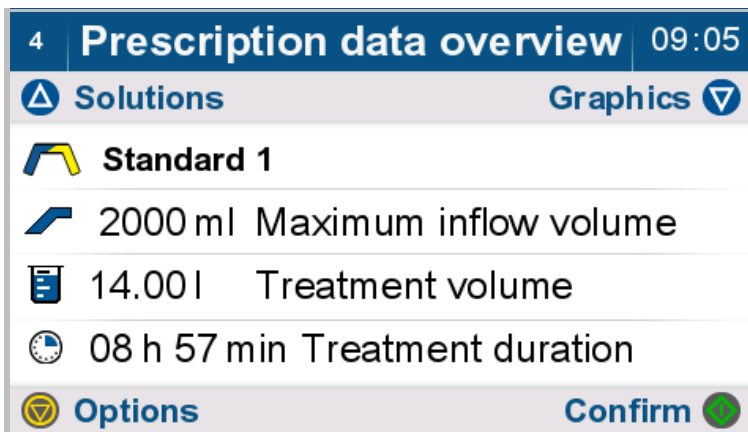
4.7 Options/Modifying data prior to treatment


The following options are available before the start of treatment:

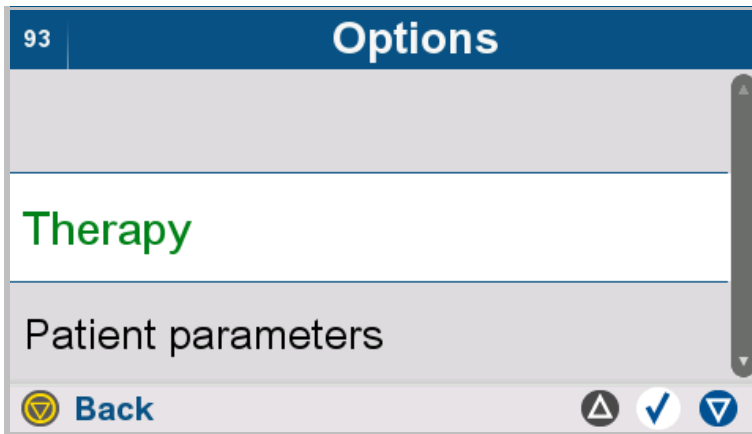
- Therapy options:
creating, selecting, modifying and deleting prescriptions (depends on access level)
- Modifying patient parameters (only with clinic login)
- Device options:
setting device-specific data such as the treatment timer, brightness, idle screen, sound volume, date and time
- Clinic login
- Clinic logout
- Switching off the device


4.7.1 Therapy options

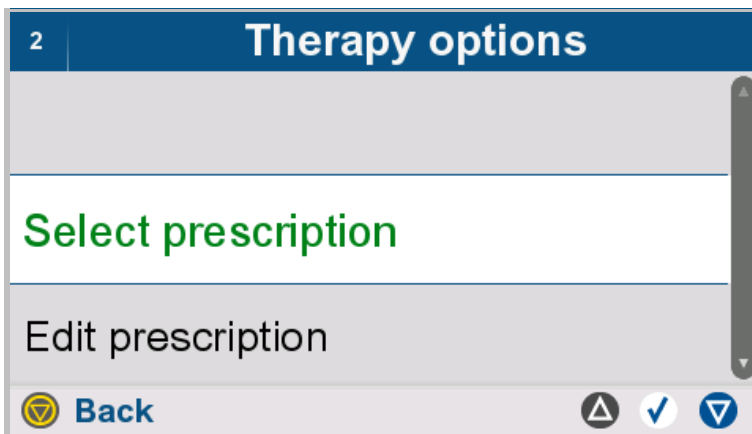
4.7.1.1 Selecting a prescription




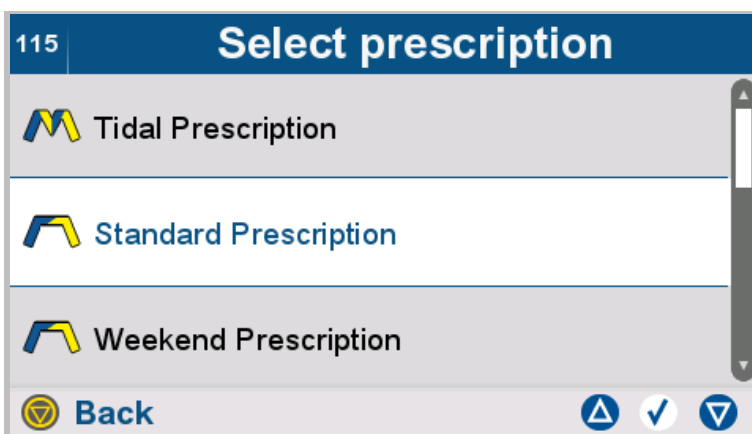
Press the  button to access the options.







- Select **Therapy**.
- Press the  button to return to the higher-level menu.



- Select **Select prescription**.
- Press the  button to return to the higher-level menu.



When the list is opened, the brightly highlighted line shows the prescription that is currently selected.

- Use the  and  buttons to move the desired prescription to the brightly highlighted line in the center.
- Press the  button to select the desired prescription.
- Press the  button to return to the higher-level menu.

4.7.1.2 Editing a prescription

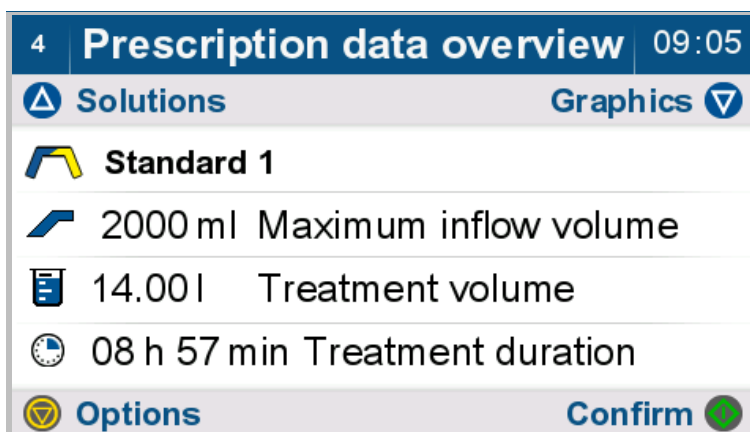
The treatment parameters listed below can be adjusted.


Standard treatment:

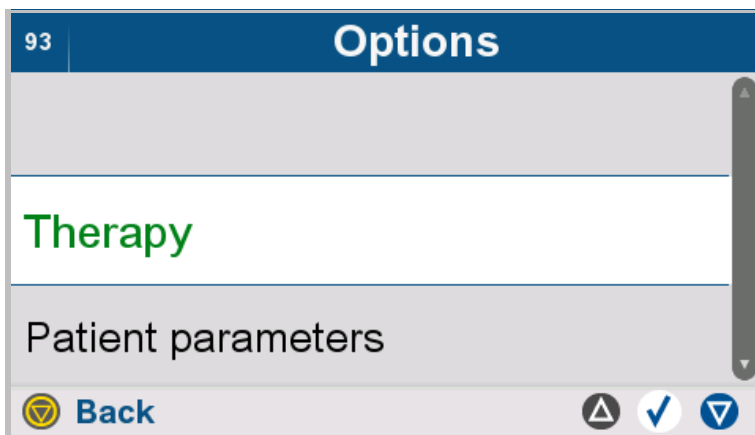
- Prescription name
- Initial outflow volume
- Number of cycles
- Inflow volume
- Solution
- Dwell duration
- Last inflow volume
- Last inflow solution

Tidal treatment:

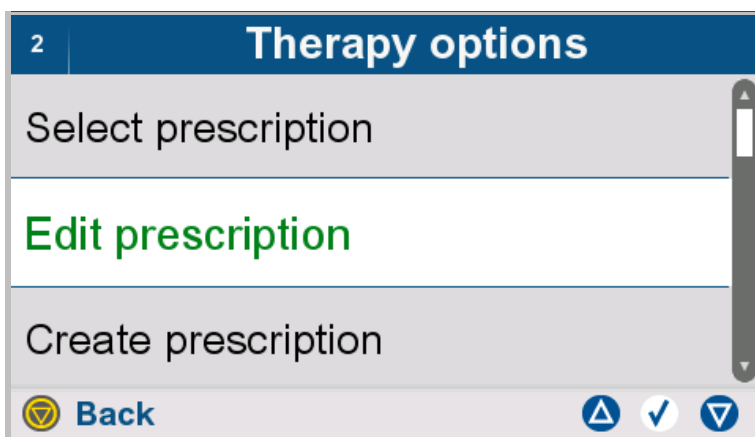
- Prescription name
- Initial outflow volume
- Number of base cycles
- Base inflow volume
- Number of Tidal cycles
- Tidal inflow volume
- Tidal outflow volume
- Solution
- Dwell duration
- Last inflow volume
- Last inflow solution




Press the  button to access the options.



-
- Select **Therapy**.
 - Press the  button to return to the higher-level menu.



-
- Select **Edit prescription**.
 - Press the  button to return to the higher-level menu.



Warning

Patient hazard from overfilling of peritoneal cavity

Risk of circulatory disturbance due to balancing error


Patient hazard from glucose imbalance due to incorrectly entered parameters

Patient hazard from insufficient detoxification

The following must be observed when entering parameters:

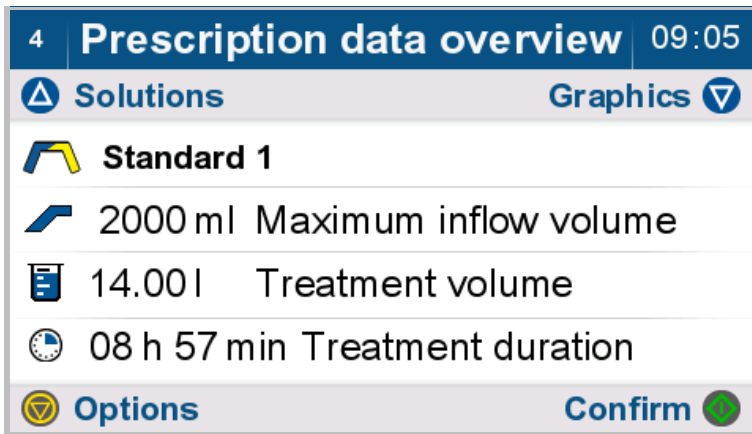
- The parameters entered must be verified by the operator, i.e., the operator must check that the values entered are correct.
- If the check reveals a deviation between the required parameters and the parameters displayed on the device, the setting must be corrected before activating the function.
- The actual values displayed must be compared with the prescribed target values.


83 Standard prescription	
Number of cycles	3
Inflow volume	2000 ml
Solution	CAPD/DPCA 1.50% Ca++ 1.75 mmol/l
⏪ Back ⏩ ✓ ⏴	

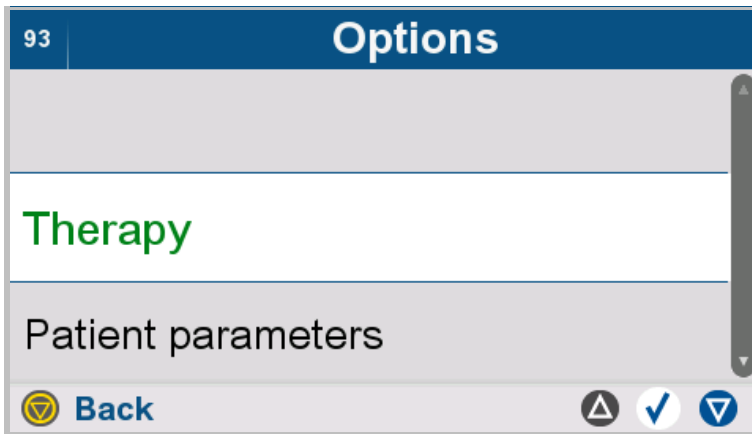
- Select and modify the desired prescription parameters.
- Press the  button to return to the higher-level menu.





● Selecting a solution

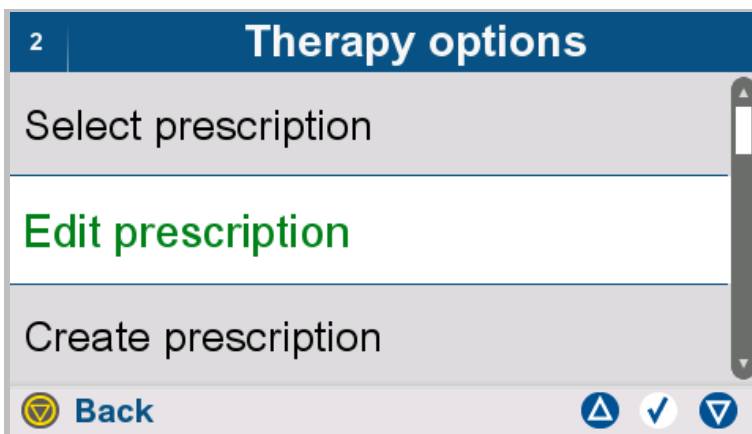
The following steps describe how to select solutions from a list.







Press the  button to access the options.

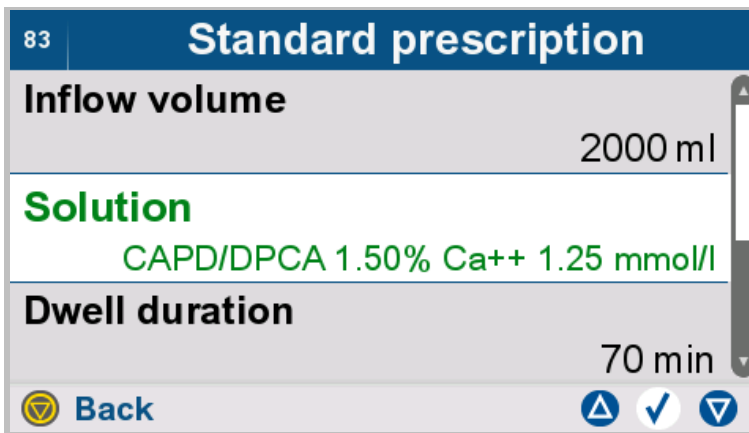






- Use the  and  buttons to move **Therapy** to the brightly highlighted line in the center.
- Press the  button to select **Therapy**.
- Press the  button to return to the higher-level menu.

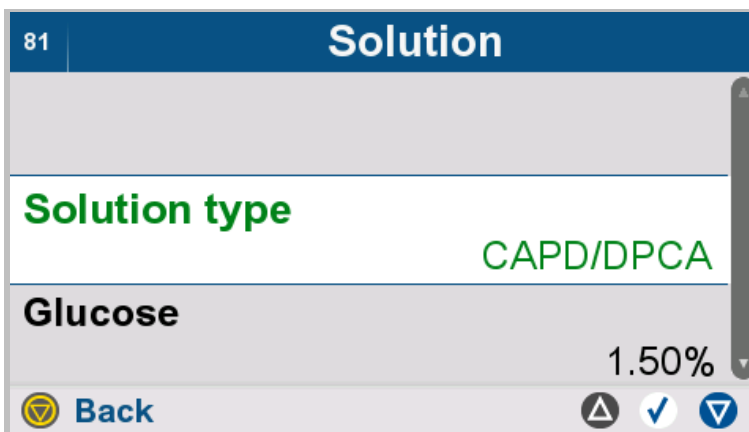






- Use the  and  buttons to move **Edit prescription** to the brightly highlighted line in the center.
- Press the  button to select **Edit prescription**.
- Press the  button to return to the higher-level menu.

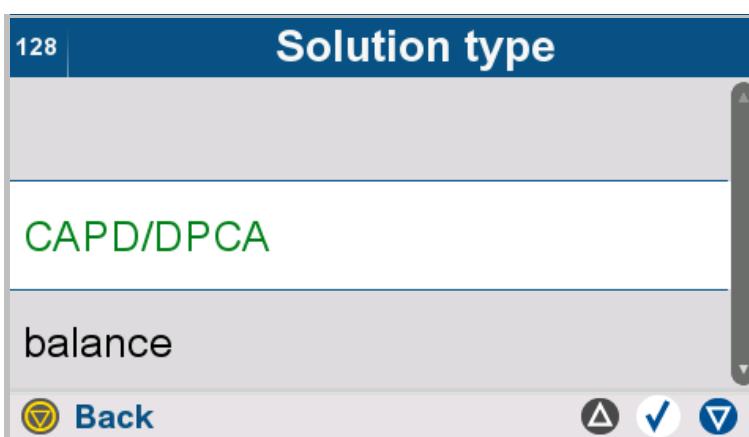
- **Selecting a solution type**







- Use the  and  buttons to move **Solution** to the brightly highlighted line in the center.
- Press the  button to select **Solution**.
- Press the  button to return to the higher-level menu.

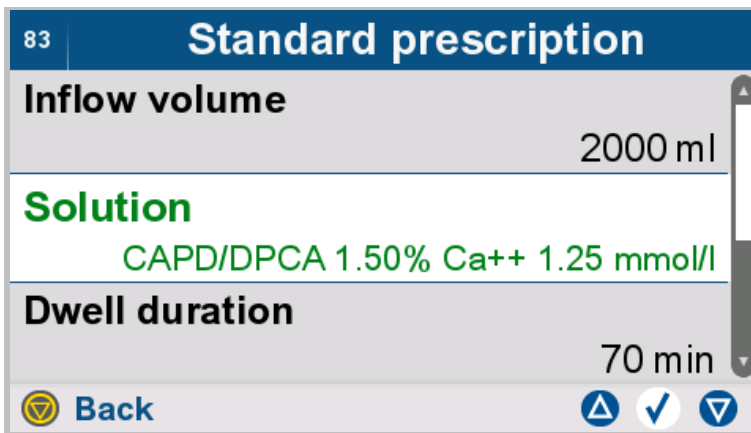






- Use the  and  buttons to move **Solution type** to the brightly highlighted line in the center.
- Press the  button to select **Solution type**.
- Press the  button to return to the higher-level menu.

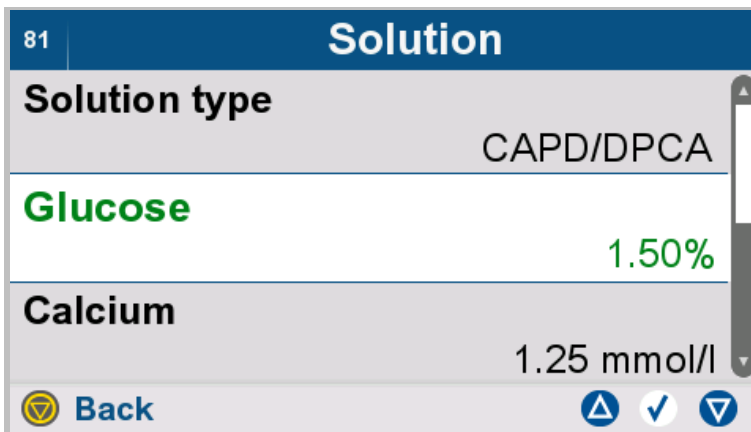






- Use the  and  buttons to move the desired solution type to the brightly highlighted line in the center.
- Press the  button to select the desired solution type.
- Press the  button to return to the higher-level menu.

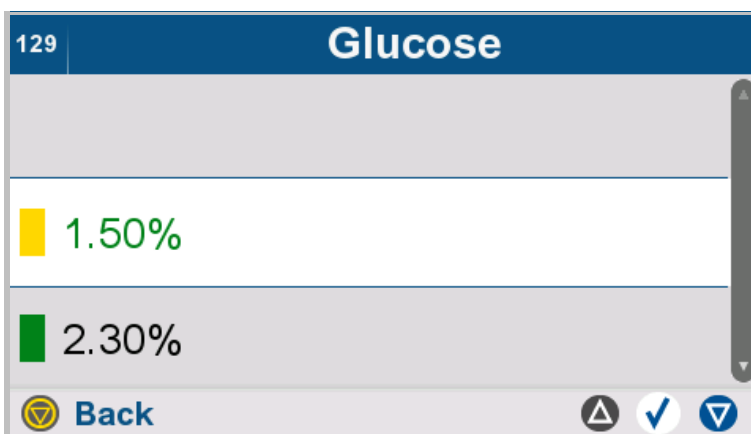
● **Selecting a glucose concentration**







- Use the  and  buttons to move **Solution** to the brightly highlighted line in the center.
- Press the  button to select **Solution**.
- Press the  button to return to the higher-level menu.



- Use the  and  buttons to move **Glucose** to the brightly highlighted line in the center.
- Press the  button to select **Glucose**.
- Press the  button to return to the higher-level menu.



- Use the  and  buttons to move the desired glucose concentration to the brightly highlighted line in the center.
- Press the  button to select the desired glucose concentration.
- Press the  button to return to the higher-level menu.

- **Selecting a calcium concentration**

83 **Standard prescription**

Inflow volume 2000 ml

Solution
CAPD/DPCA 1.50% Ca++ 1.25 mmol/l

Dwell duration 70 min

Back

- Use the and buttons to move **Solution** to the brightly highlighted line in the center.
- Press the button to select **Solution**.
- Press the button to return to the higher-level menu.

81 **Solution**

Glucose 1.50%

Calcium 1.25 mmol/l

Back

- Use the and buttons to move **Calcium** to the brightly highlighted line in the center.
- Press the button to select **Calcium**.
- Press the button to return to the higher-level menu.

130 **Calcium**

1.25 mmol/l

1.50 mmol/l

1.75 mmol/l

Back

- Use the and buttons to move the desired calcium concentration to the brightly highlighted line in the center.
- Press the button to select the desired calcium concentration.
- Press the button to return to the higher-level menu.

● **Combined solutions**

		%	Ca ⁺⁺	ml
CAPD/DPCA	Yellow	1.50	1.25	12000
CAPD/DPCA	Green	2.30	1.25	2000
CAPD/DPCA	Red	4.25	1.25	2000

Arrows labeled '1' and '2' point to the glucose concentration values (1.50 and 2.30) in the first two rows.

- If the prescription calls for different glucose concentrations (1) on the inflow valve – white, the concentrations will be displayed in a vertical list. Both color codes (2) for the solutions will also be shown.

143 Save prescription data

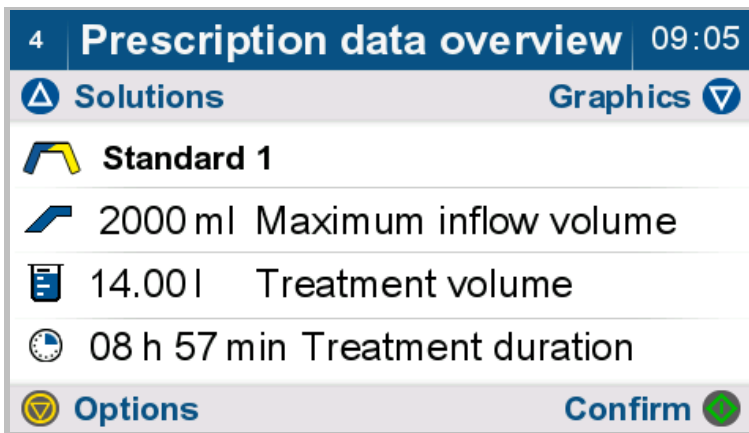
Standard Prescription

- 3200 ml Permitted patient volume
- 12.50l Treatment volume
- 06 h 58 min Treatment duration

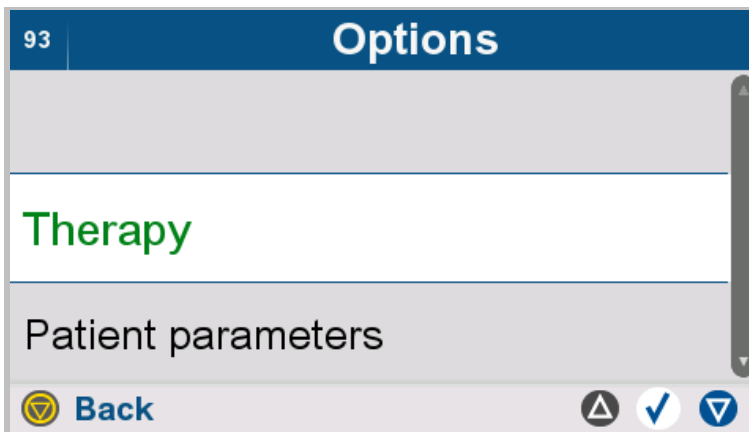
Buttons: Cancel, Confirm


- Press the button to confirm the input
- or
- Press the button to discard the data entered and to return to the previous screen.

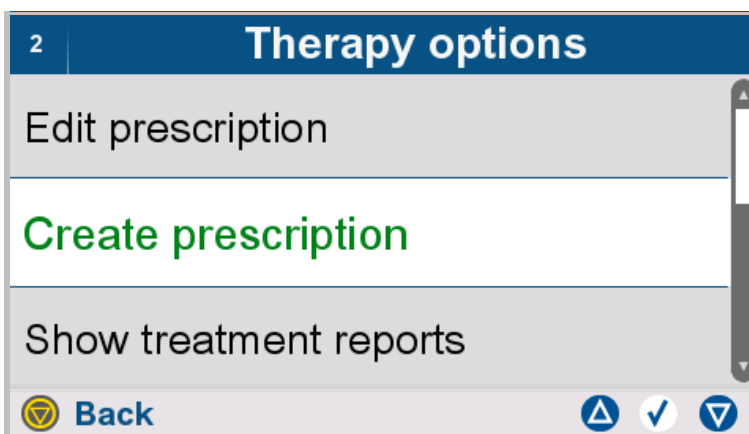
4.7.1.3 Creating a prescription




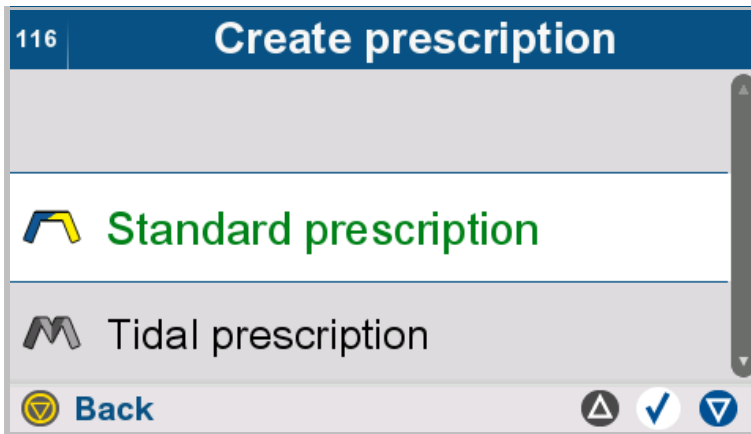
- Press the  button to access the options.




- Select **Therapy**.
- Press the  button to return to the higher-level menu.



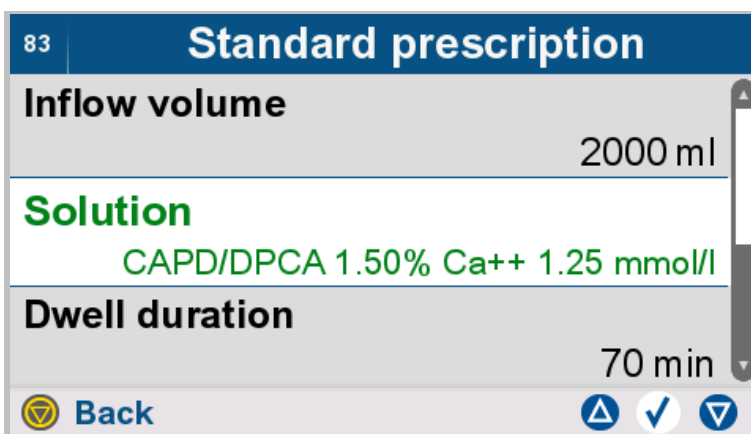
- Select **Create prescription**.
- Press the  button to return to the higher-level menu.




- Select the treatment type for the prescription being created.
- Press the  button to return to the higher-level menu.

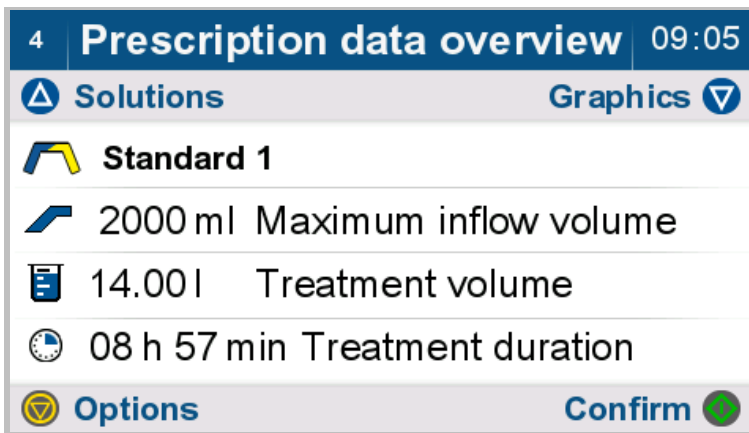



- Enter the name of the prescription.

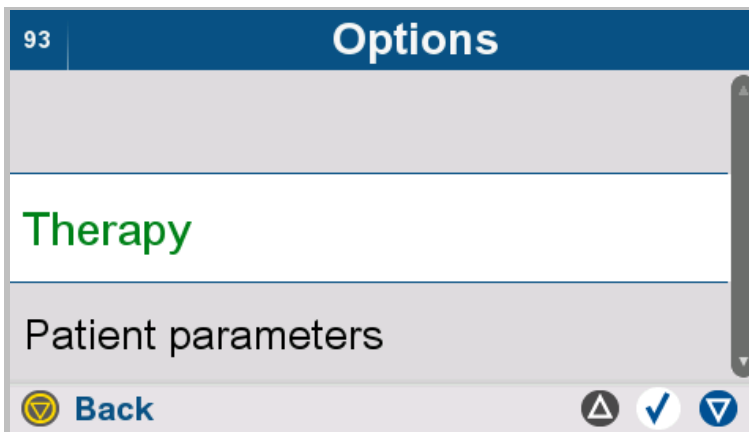



- Select and enter the desired prescription parameters.
- Press the  button to return to the higher-level menu.

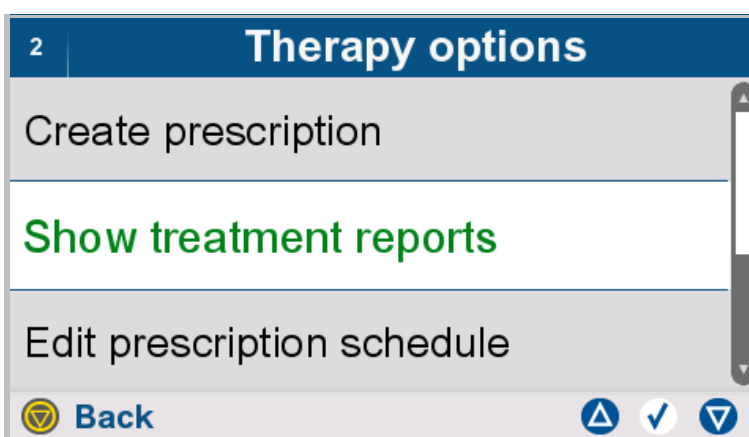
4.7.1.4 Displaying treatment reports




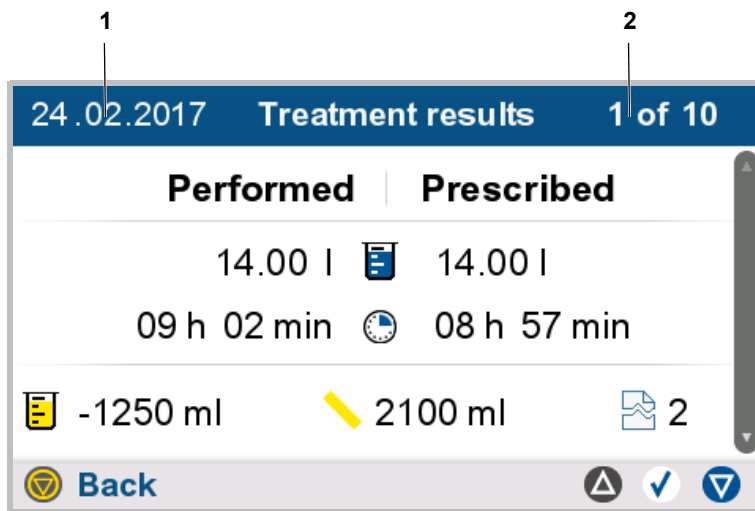
Press the  button to access the options.



- Select **Therapy**.
- Press the  button to return to the higher-level menu.



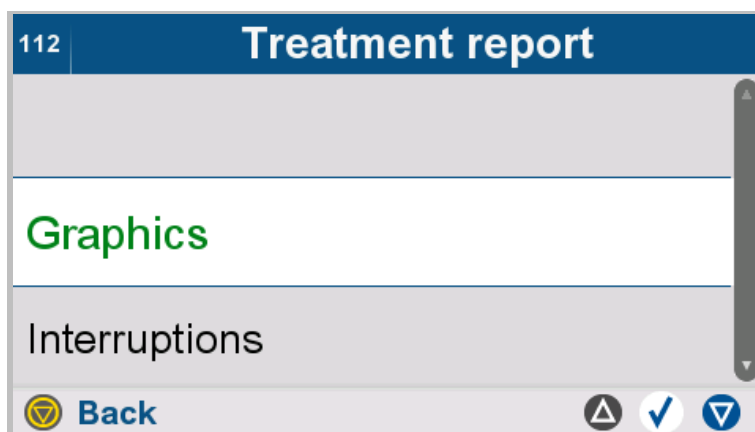
- Select **Show treatment reports**.
- Press the  button to return to the higher-level menu.



The results of the selected treatment are displayed:

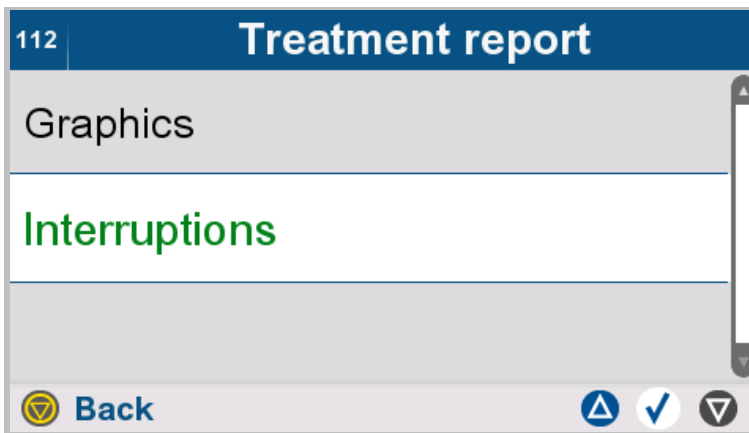
1. Date of the selected treatment.
 2. Number of treatment in the saved treatment list.
- Use the and buttons to select the desired treatment.
 - Press the button to confirm the selection. This will display the results of the selected treatment in chart form and also show any interruptions that occurred.
 - Press the button to obtain detailed information about the treatment progress (graphics and interruptions) for the displayed treatment.
 - Press the button to return to the higher-level menu.

● Graphics



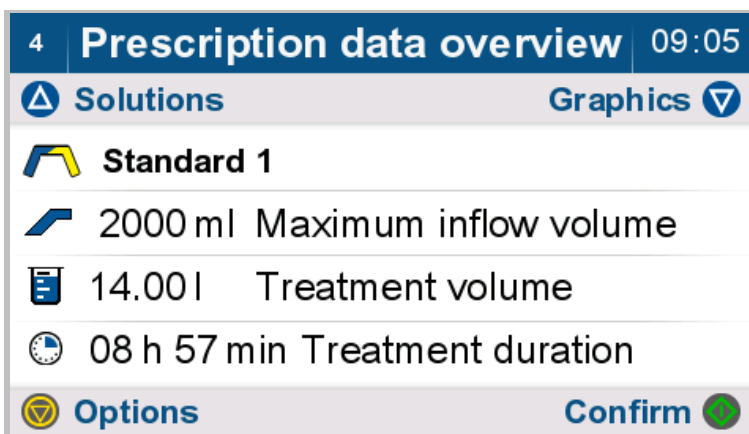
(see Chapter 4.4.4 on page 94)


- **Interruptions**

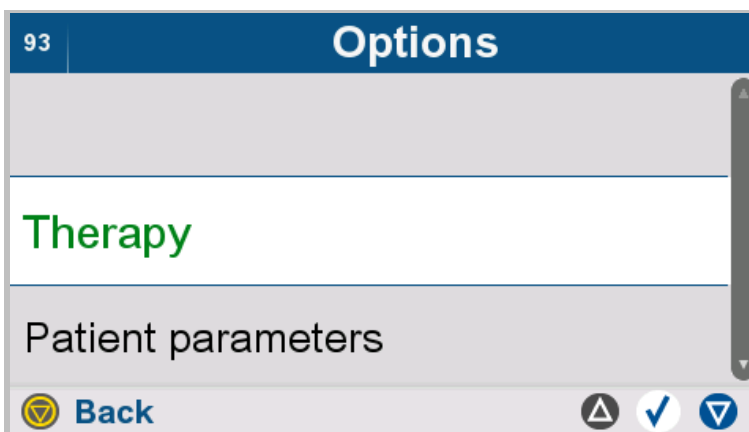


(see Chapter 4.4.5 on page 96)

4.7.1.5 Editing the prescription schedule

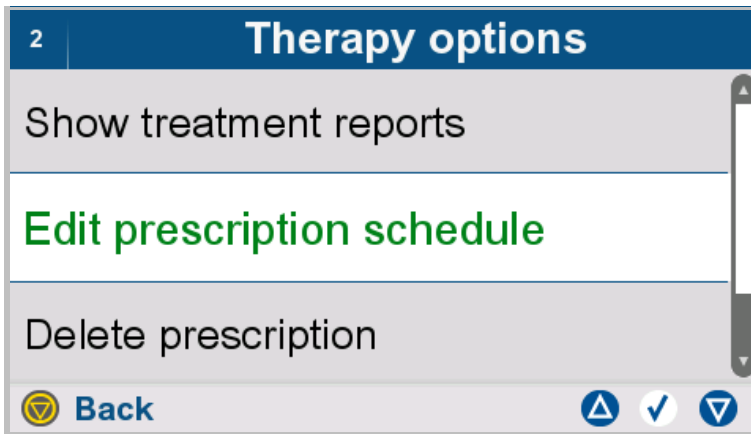



Press the  button to access the options.



➤ Select **Therapy**.

➤ Press the  button to return to the higher-level menu.



-
- Select **Edit prescription schedule**.
 - Press the  button to return to the higher-level menu.



Warning

Patient hazard from overfilling of peritoneal cavity

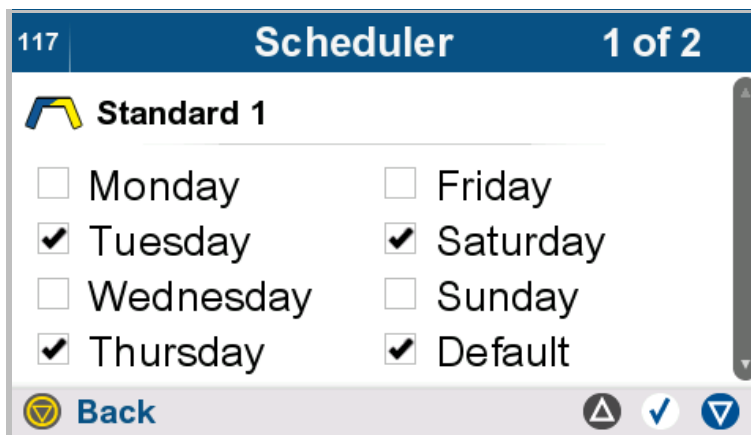
Risk of circulatory disturbance due to balancing error

Patient hazard from glucose imbalance due to incorrectly entered parameters

Patient hazard from insufficient detoxification





The following must be observed when entering parameters:

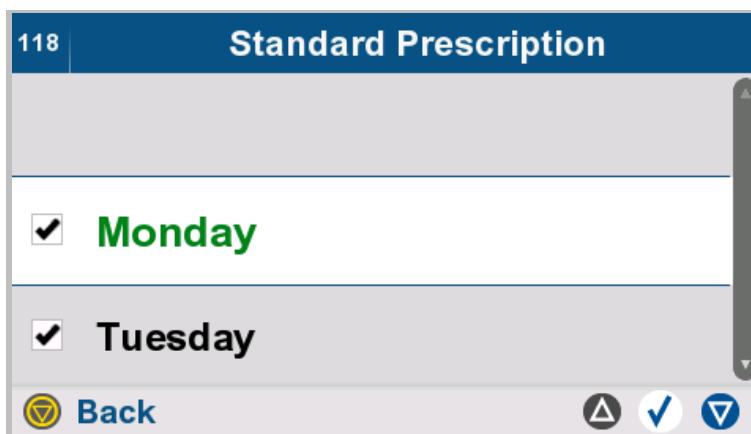
- The parameters entered must be verified by the operator, i.e., the operator must check that the values entered are correct.
 - If the check reveals a deviation between the required parameters and the parameters displayed on the device, the setting must be corrected before activating the function.
 - The actual values displayed must be compared with the prescribed target values.
-




The weekly overview indicates the days of the week for which the selected prescription is scheduled.

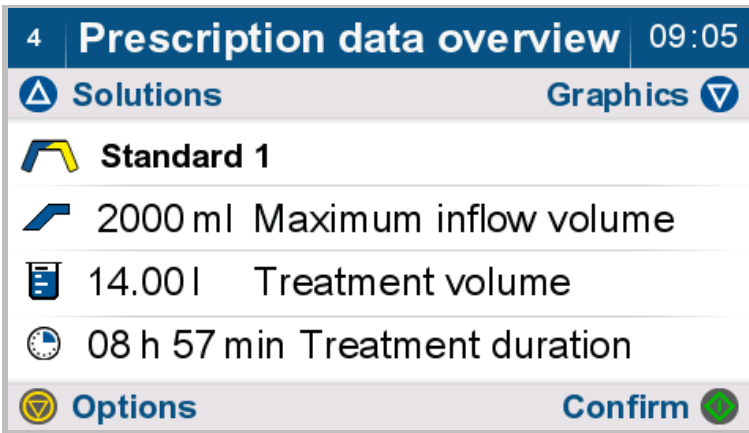
If no prescription is selected for a day of the week, the standard prescription will automatically be used.


- Press the  button to return to the higher-level menu.
- Use the  and  buttons to select a prescription.
- Press the  button to change the assignment of the days to the selected prescription.

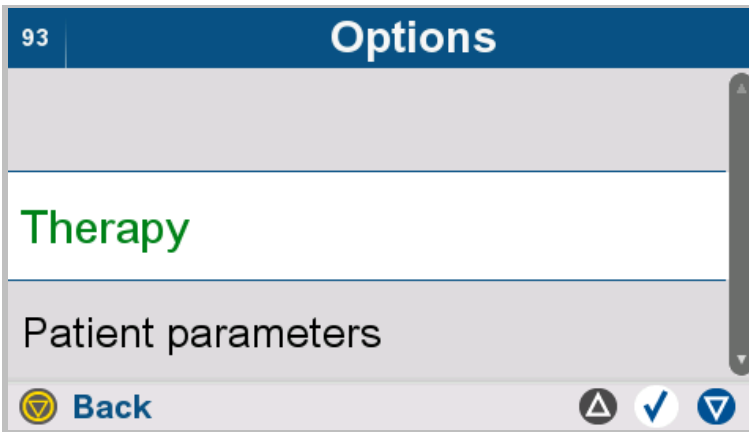



- From the list, select the days of the week on which the selected prescription is to be performed.
- Press the  button to return to the higher-level menu.

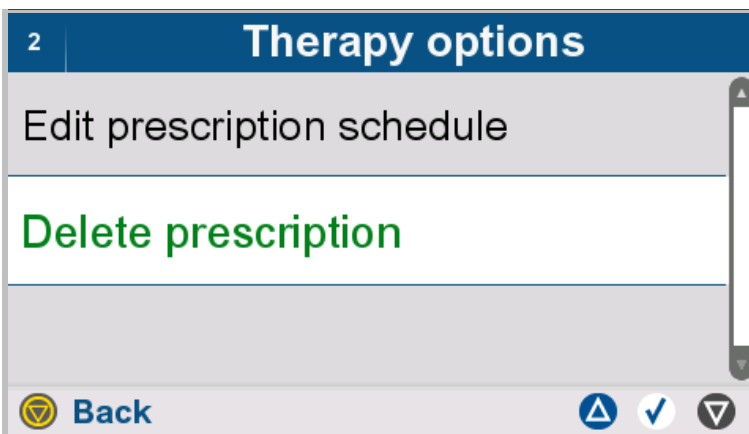
4.7.1.6 Deleting a prescription




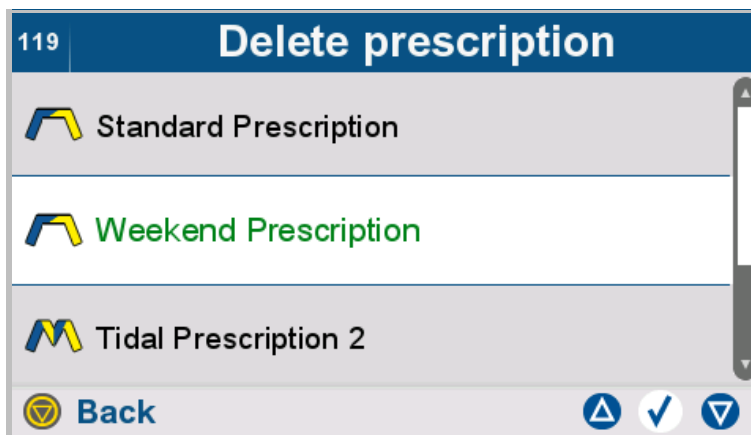
Press the  button to access the options.



- Select **Therapy**.
- Press the  button to return to the higher-level menu.



- Select **Delete prescription**.
- Press the  button to return to the higher-level menu.



As a rule, it is not possible to delete the currently selected prescription and the standard prescription.

- Select the prescription to be deleted.
- Press the ✓ button to delete the selected prescription.
- Press the ⏪ button to return to the higher-level menu.

4.7.2 Editing patient parameters

This function can only be accessed by the clinical staff.

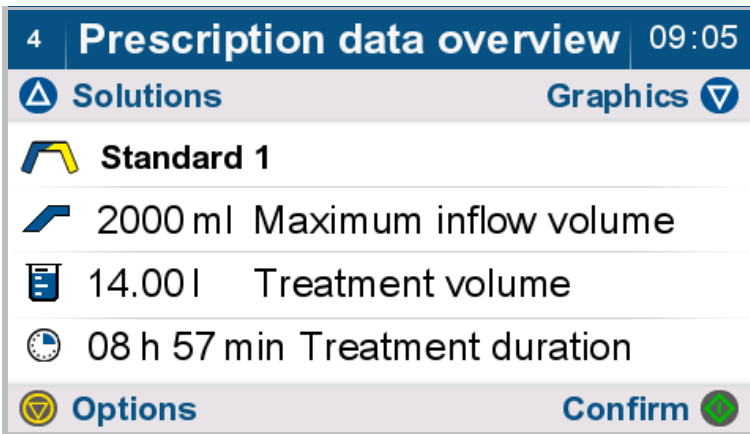
If patient parameters are restricted, the prescriptions will automatically be adapted to the new patient parameters.


The preselected parameters (e.g., preselected inflow volume) will be used when creating a new prescription.

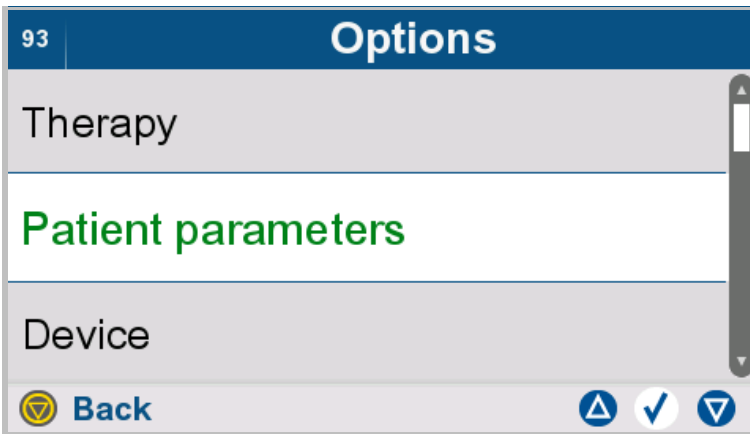
Patient parameters can only be edited by the attending physician.


The following patient parameters can be set:

- Permitted patient volume
- Maximum inflow volume
- Permitted residual volume
(see Chapter 7.3.1.2 on page 182)
- Permitted dwell duration reduction
(see Chapter 7.3.2.1 on page 183)
- Additional outflow
- Access level
- Preselected inflow volume
- Preselected dwell duration



Press the  button to access the options.



- Select **Patient parameters**.
- Press the  button to return to the higher-level menu.



Warning

Patient hazard from overfilling of peritoneal cavity

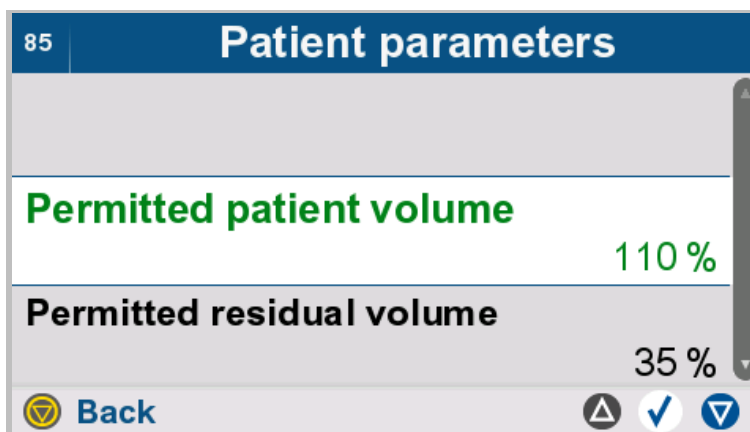
Risk of circulatory disturbance due to balancing error


Patient hazard from glucose imbalance due to incorrectly entered parameters

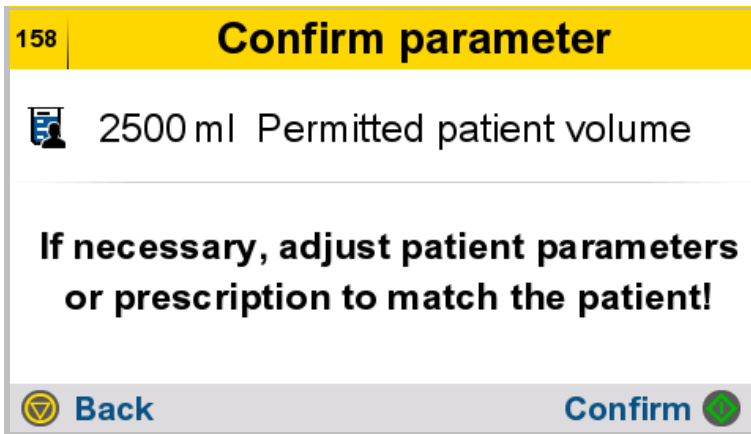
Patient hazard from insufficient detoxification

The following must be observed when entering parameters:

- The parameters entered must be verified by the operator, i.e., the operator must check that the values entered are correct.
- If the check reveals a deviation between the required parameters and the parameters displayed on the device, the setting must be corrected before activating the function.
- The actual values displayed must be compared with the prescribed target values.




- Select and modify the desired patient parameters.
- Press the  button to return to the higher-level menu.



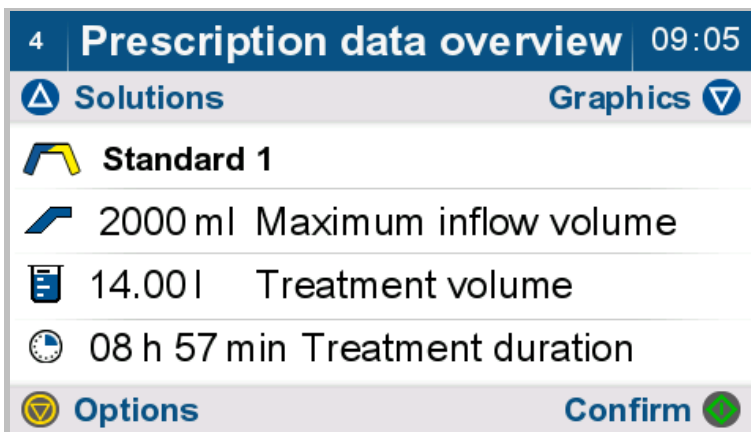
➤ Description: The permitted patient volume in ml is calculated from the permitted patient volume in % and the maximum prescribed inflow volume.


➤ Press the  button to confirm the input

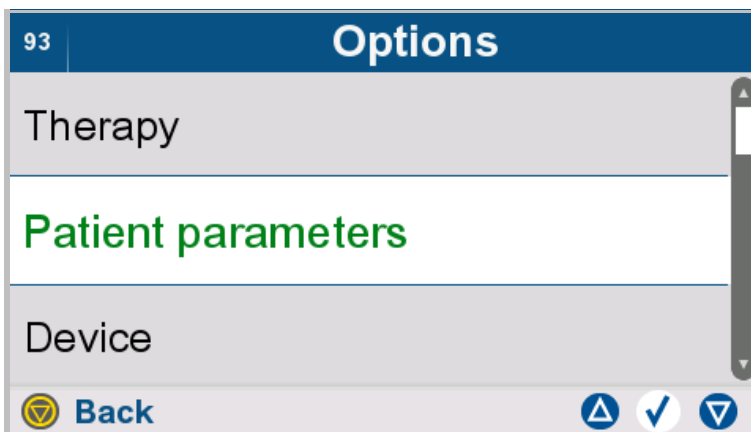
or

➤ Press the  button to discard the data entered and to return to the previous screen.

4.7.2.1 Changing the additional outflow

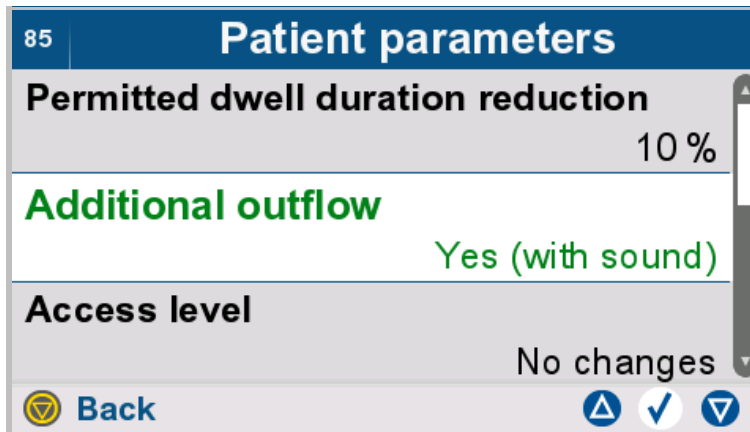


Press the  button to access the options.



➤ Select **Patient parameters**.

➤ Press the  button to return to the higher-level menu.



➤ Select **Additional outflow**.

➤ The following options are available for the last outflow:

- **No**
- **Yes (with sound)**
- **Yes (without sound)**

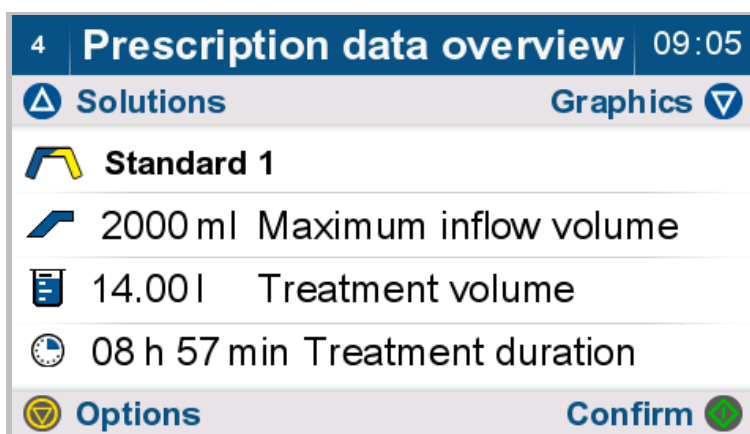
With the "No" option, the treatment is continued or ended without any additional outflow.


In the "Yes (with sound)" option, the patient receives audible and visual notification at the end of the last outflow and can perform an additional outflow.

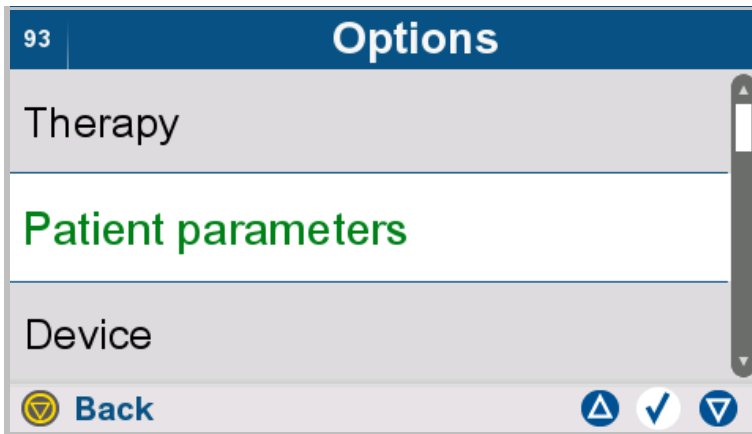
With the "Yes (without sound)" option, a treatment pause is initiated at the end of the last outflow.


➤ Press the  button to return to the higher-level menu.

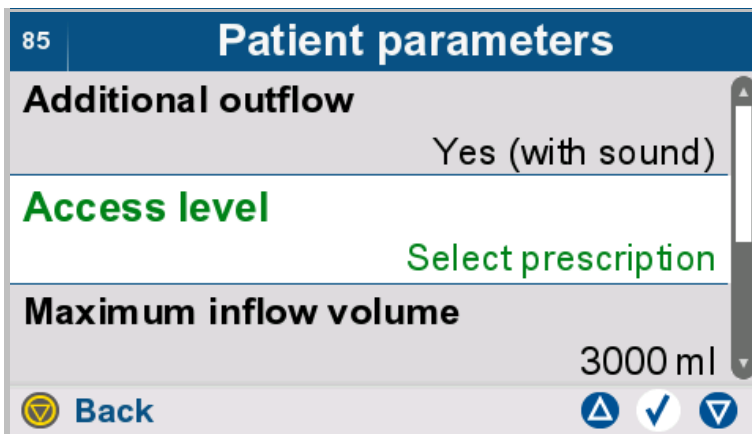
4.7.2.2 Access level




Press the  button to access the options.



- Select **Patient parameters**.
- Press the  button to return to the higher-level menu.



- Select **Access level**.
- The following access levels can be selected.
 - No changes
 - Selecting a prescription
 - Editing a prescription
- Press the  button to return to the higher-level menu.

4.7.3 Device options



Warning

Patient hazard from overfilling of peritoneal cavity

Risk of circulatory disturbance due to balancing error

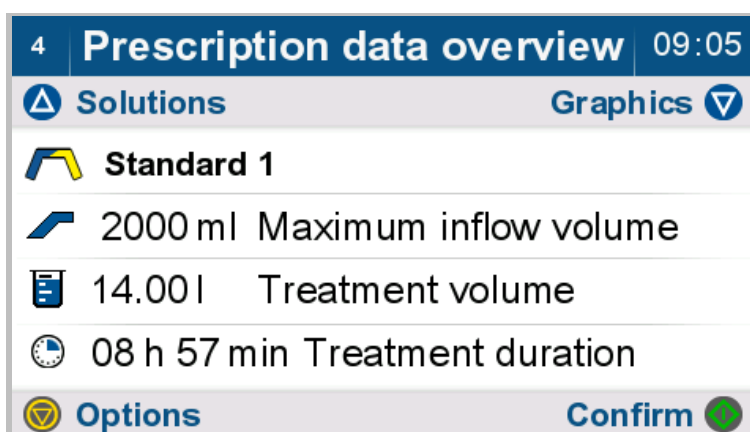
Patient hazard from glucose imbalance due to incorrectly entered parameters


Patient hazard from insufficient detoxification

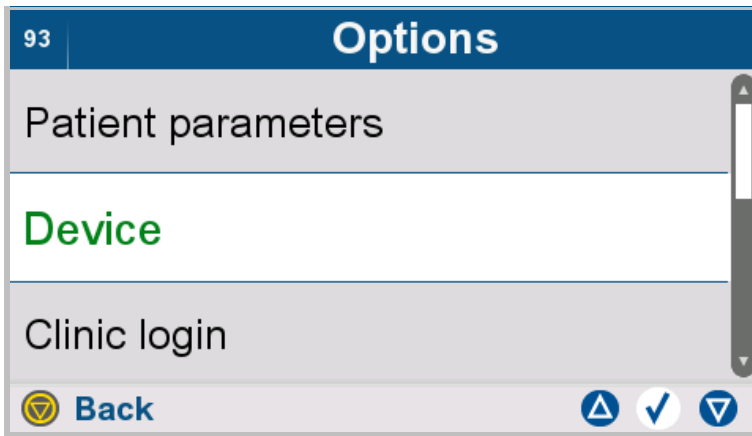
The following must be observed when entering parameters:


- The parameters entered must be verified by the operator, i.e., the operator must check that the values entered are correct.
- If the check reveals a deviation between the required parameters and the parameters displayed on the device, the setting must be corrected before activating the function.
- The actual values displayed must be compared with the prescribed target values.

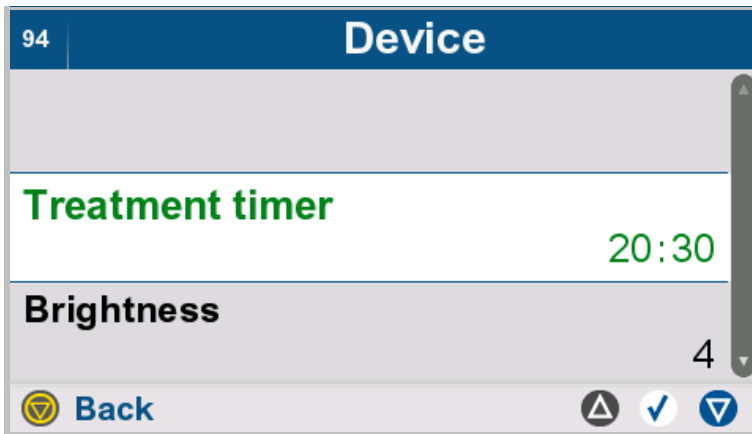
4.7.3.1 Treatment timer




Press the  button to access the options.



- Select **Device**.
- Press the  button to return to the higher-level menu.

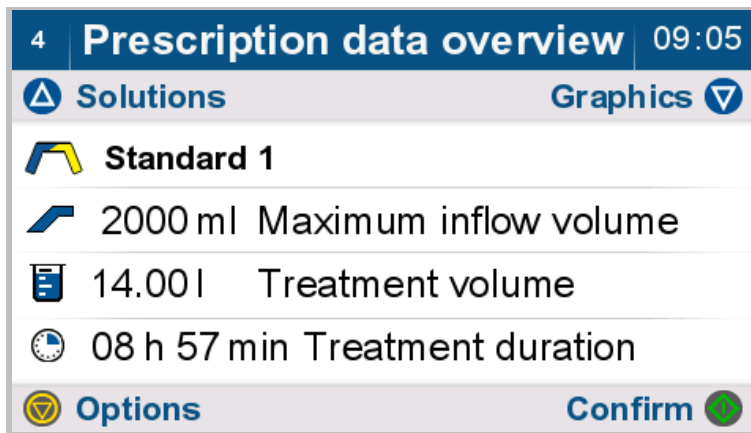



- Select **Treatment timer**.
- Press the  button to return to the higher-level menu.

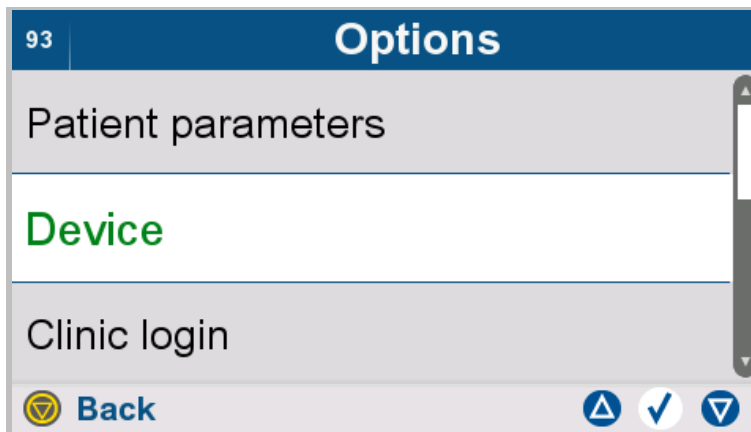



- Enter the planned treatment start time.
- Check the **Inactive** box to deactivate the treatment timer.

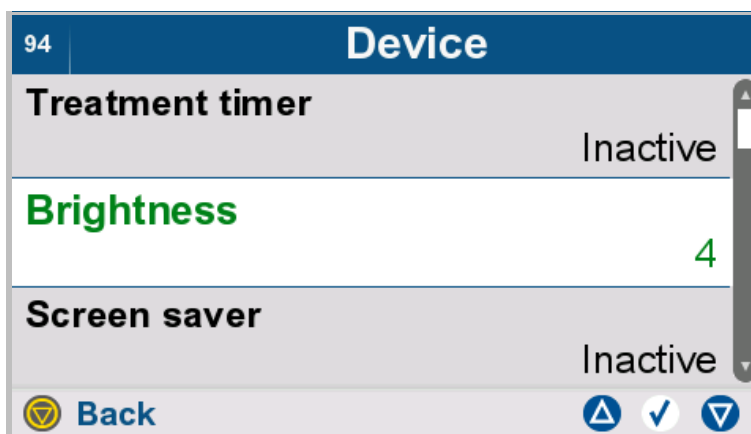
4.7.3.2 Setting the brightness



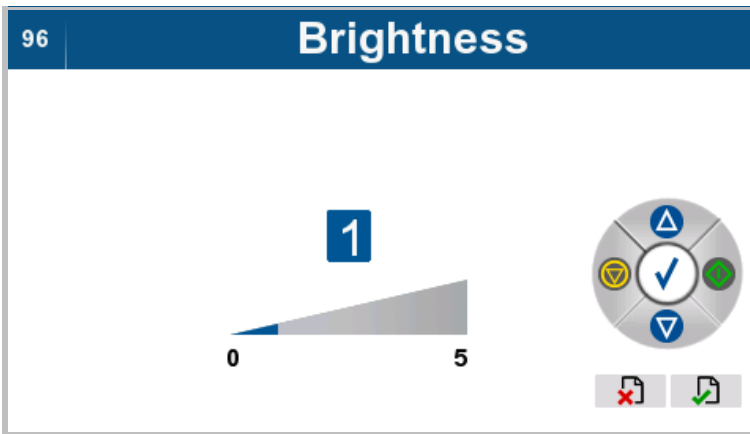
Press the  button to access the options.



- Select **Device**.
- Press the  button to return to the higher-level menu.

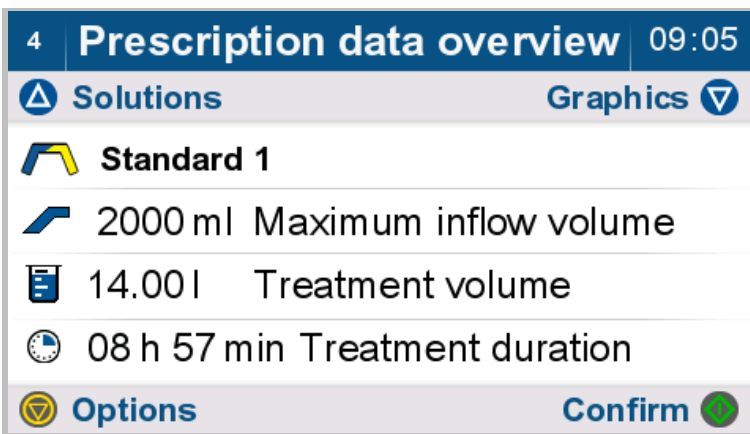



- Select **Brightness**.
- Press the  button to return to the higher-level menu.

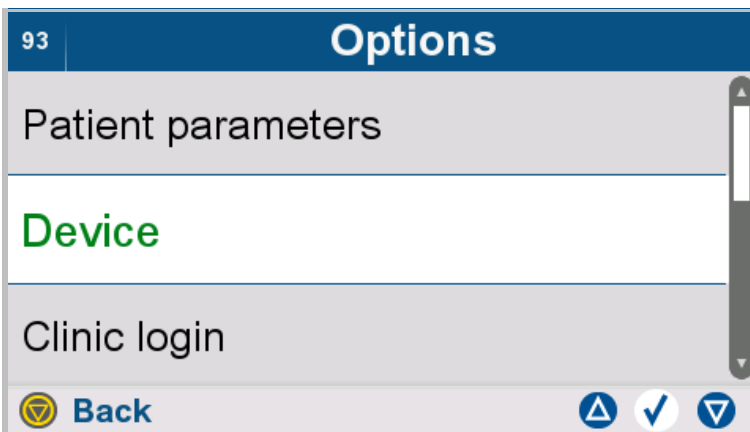


➤ Set the desired screen brightness.

4.7.3.3 Setting the screen saver

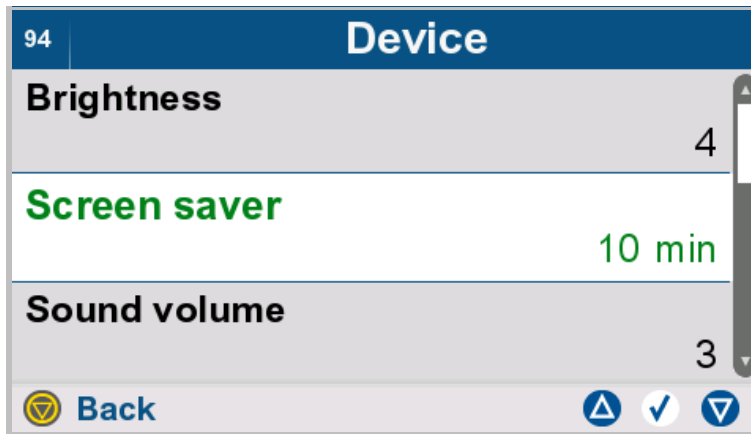



Press the  button to access the options.

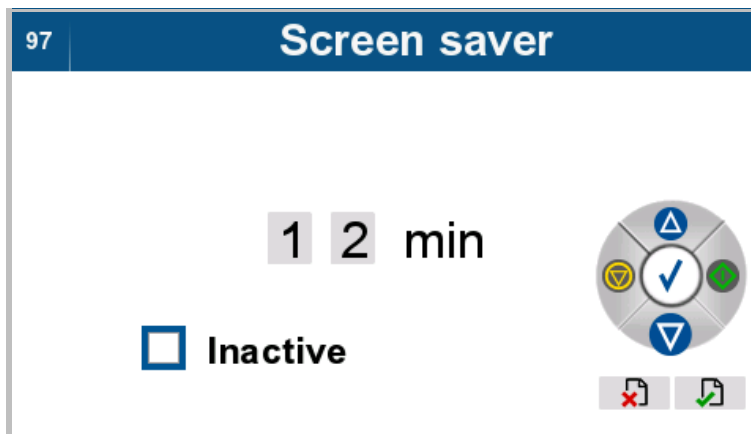


➤ Select **Device**.

➤ Press the  button to return to the higher-level menu.

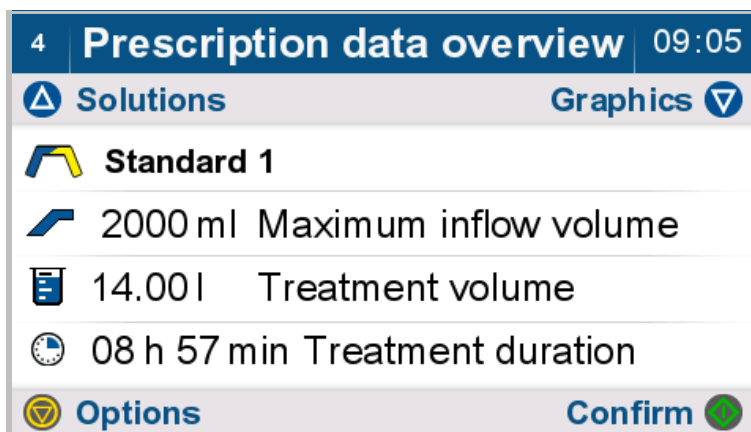


- Select **Screen saver**.
- Press the  button to return to the higher-level menu.

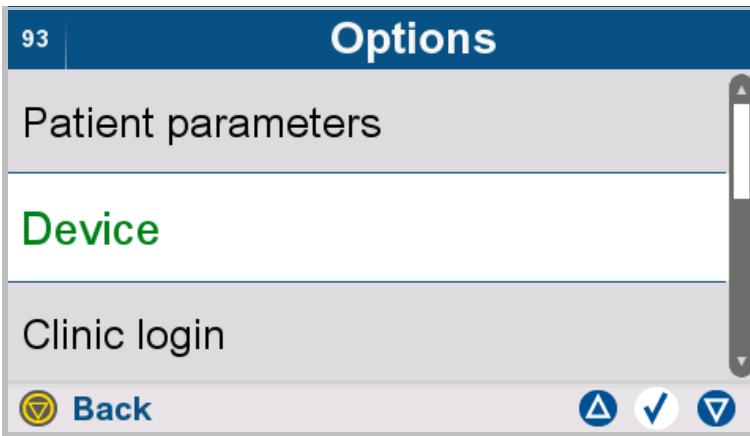



- Set the screen saver timeout (wait time).
- Check the **Inactive** box to deactivate the screen saver.

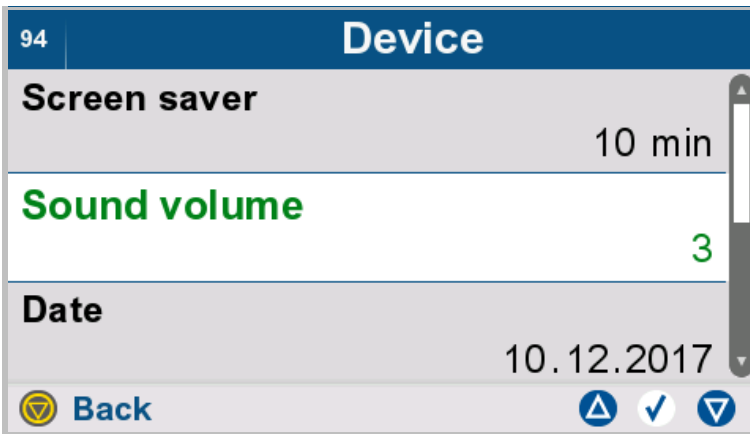
4.7.3.4 Setting the sound volume





Press the  button to access the options.



- Select **Device**.
- Press the  button to return to the higher-level menu.

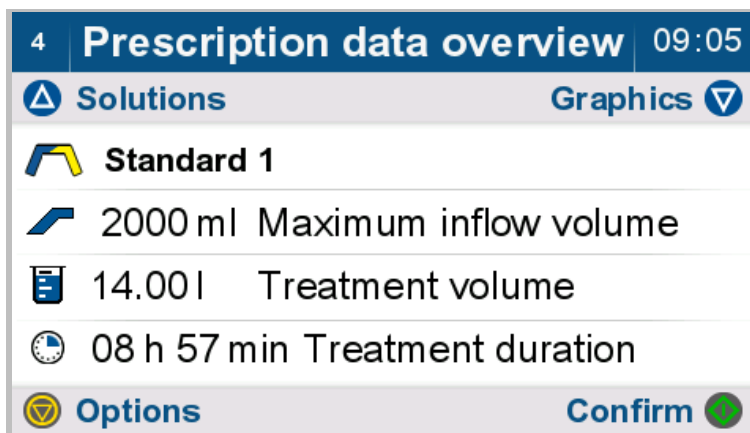



- Select **Sound volume**.
- Press the  button to return to the higher-level menu.

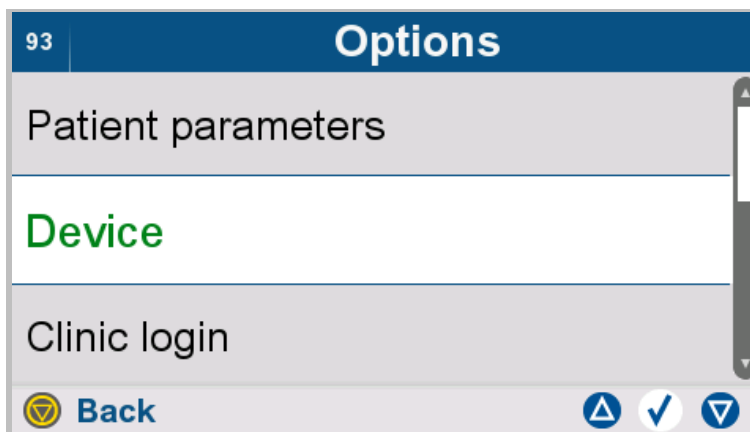



- Set the desired sound volume for audible signals.

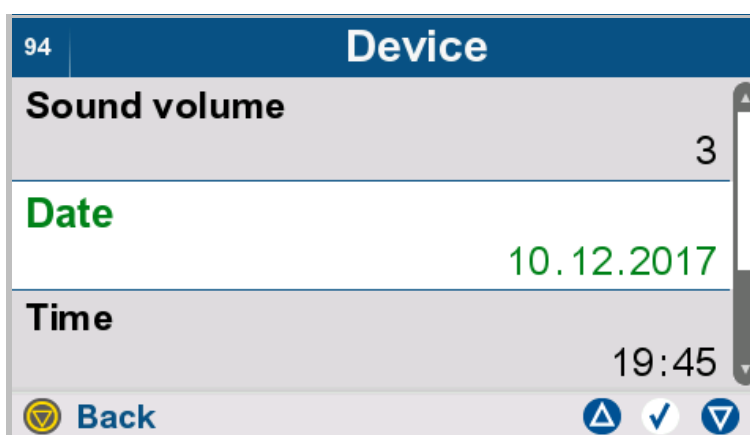
4.7.3.5 Setting the date




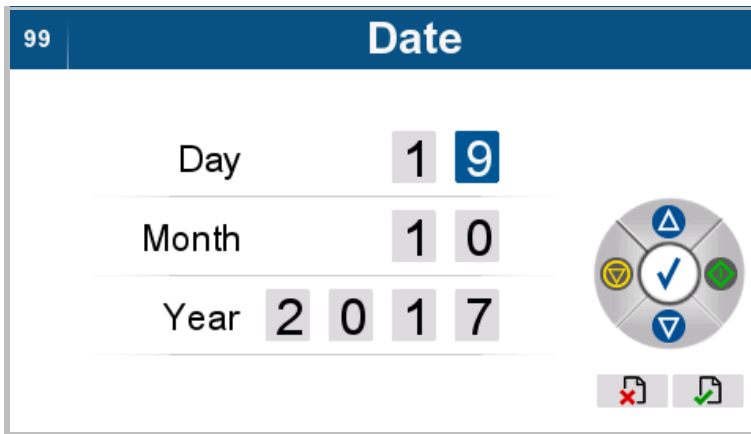
Press the  button to access the options.



- Select **Device**.
- Press the  button to return to the higher-level menu.

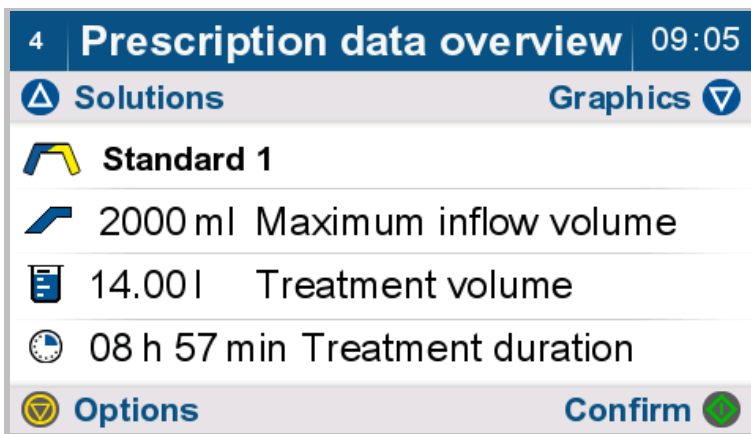



- Select **Date**.
- Press the  button to return to the higher-level menu.

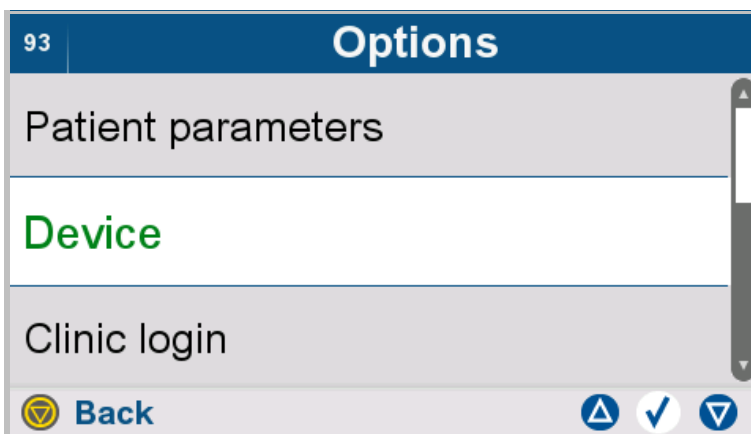


➤ Set the current date.

4.7.3.6 Setting the time

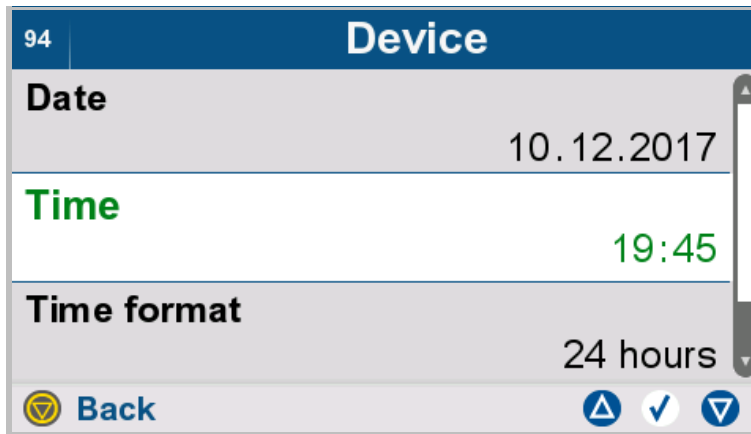


Press the  button to access the options.



➤ Select **Device**.

➤ Press the  button to return to the higher-level menu.

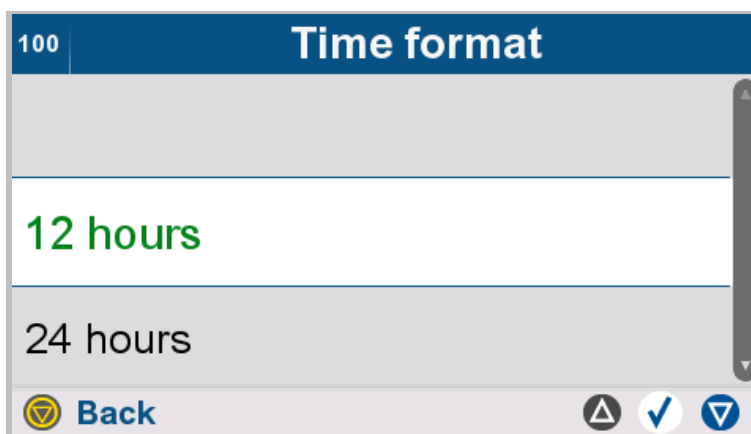


Select **Time**.

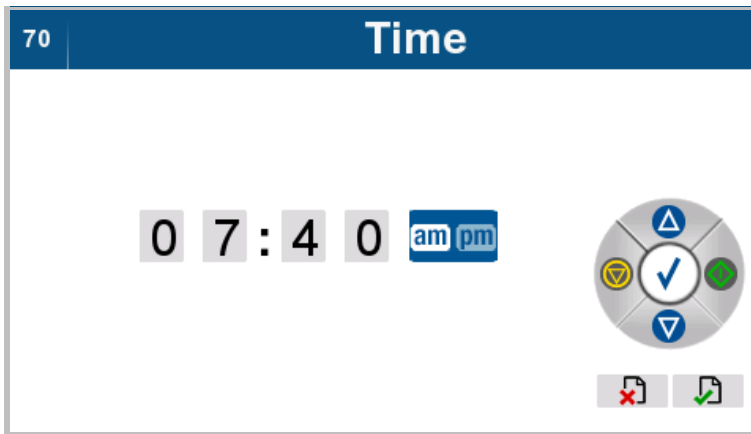
- Press the  button to return to the higher-level menu.



- Set the current time.



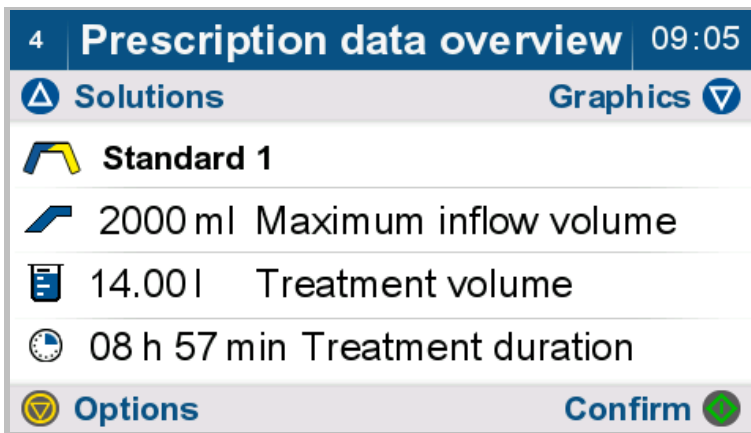
- Select **12 hours** or **Yes (with sound)** as the time format.




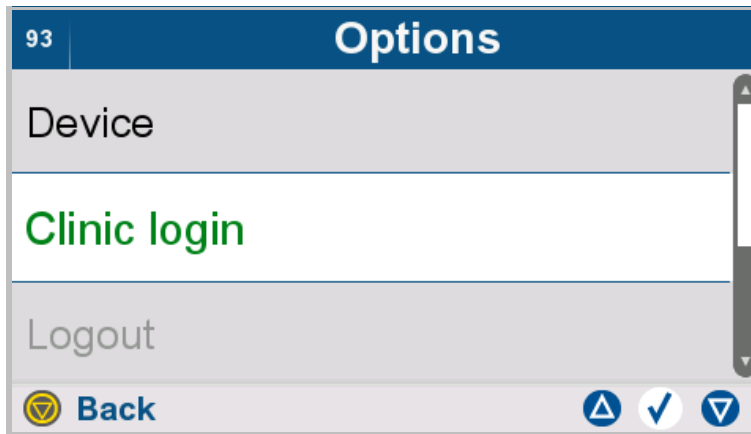
➤ When using the 12-hour format, select **am** or **pm**.


4.7.4 Clinic login


The "clinic login" function allows patient data, patient parameters and prescription data to be entered and modified. This function can only be accessed by clinical staff.



Press the  button to access the options.



- Select **Clinic login**.
- Press the  button to return to the higher-level menu.

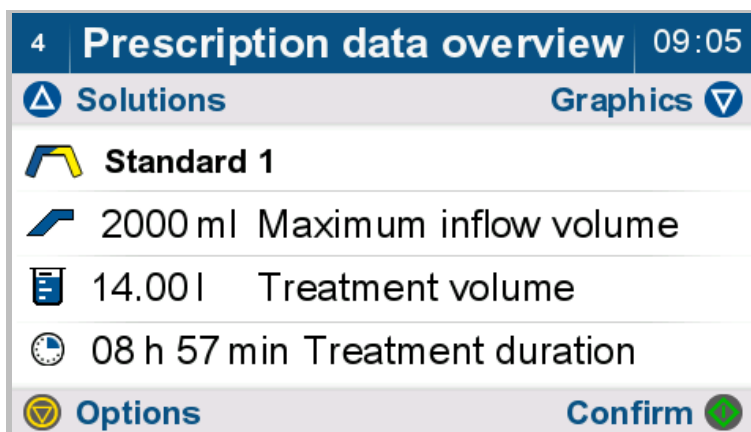



- Enter the access code for the clinic login using the buttons shown below.

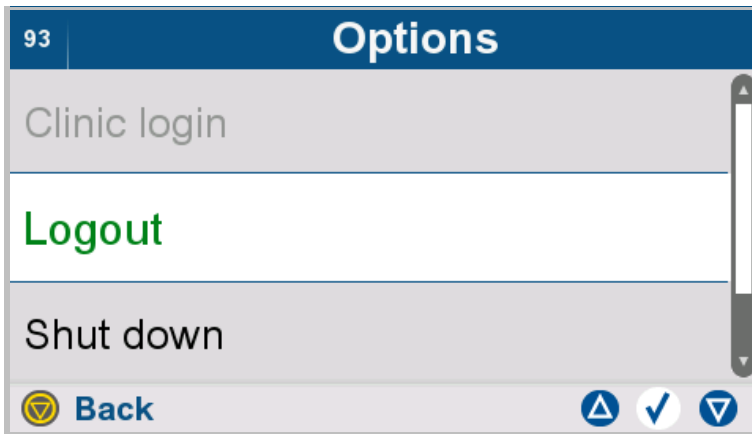



4.7.5 Clinic logout

This function can only be accessed by the clinical staff.

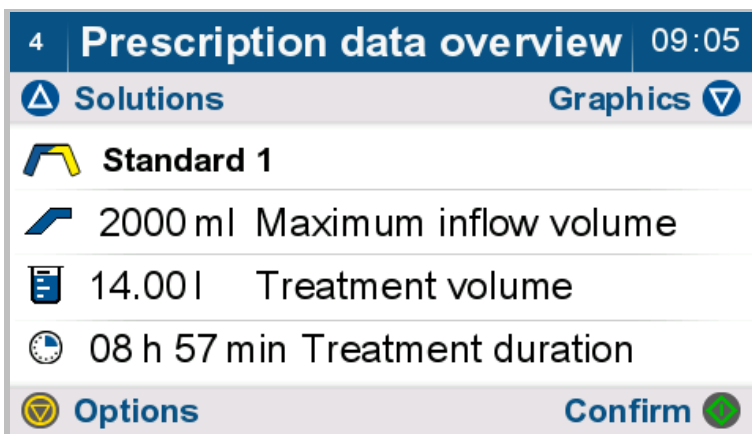



- Press the  button to access the options.

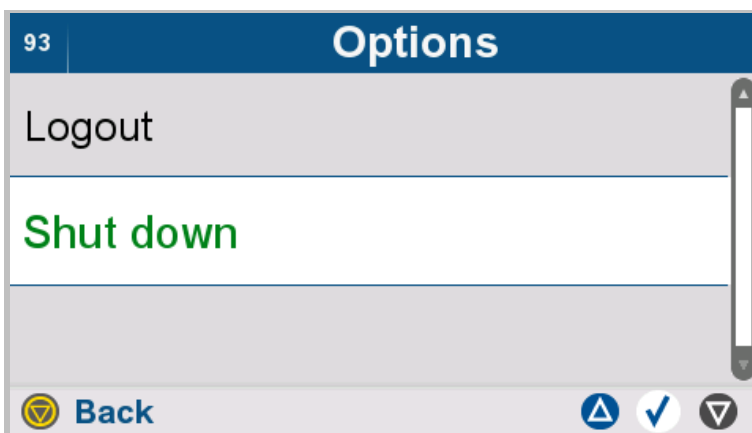



- Select **Logout**.
The "clinic login" access level is reset. The original access level for the patient is activated.
- Press the  button to return to the higher-level menu.

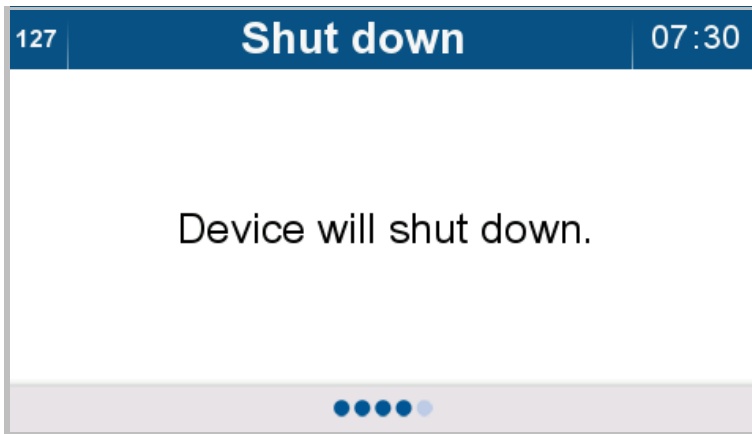
4.7.6 Switching off the device



Press the  button to access the options.



- Select **Shut down**.
- Press the  button to return to the higher-level menu.



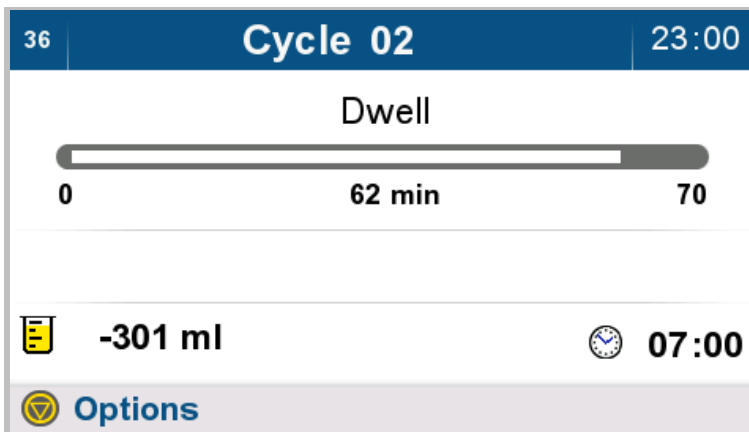
The device switches off automatically.


4.8 Therapy options during treatment

The following options are available during treatment:


- Viewing the treatment report
- Pausing treatment
- Manual outflow
- Skipping a phase
- Ending the treatment

4.8.1 Viewing the treatment report





Press the  button to access the options.

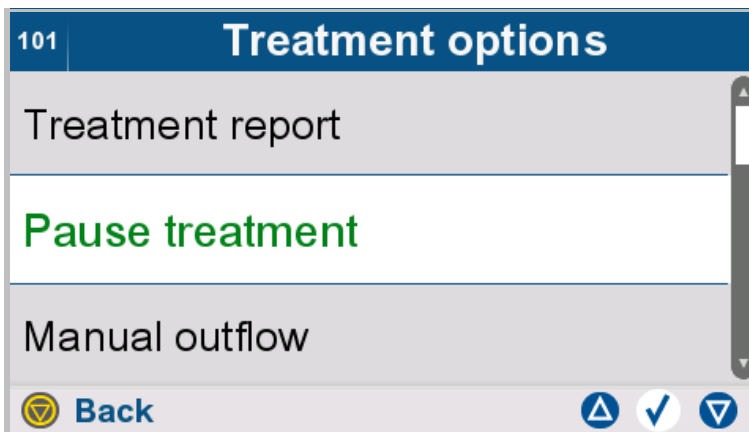


- Select **Treatment report**.
(see Chapter 4.4.4 on page 94)
- Press the  button to return to the higher-level menu.

4.8.2 Pausing treatment




Press the  button to access the options.



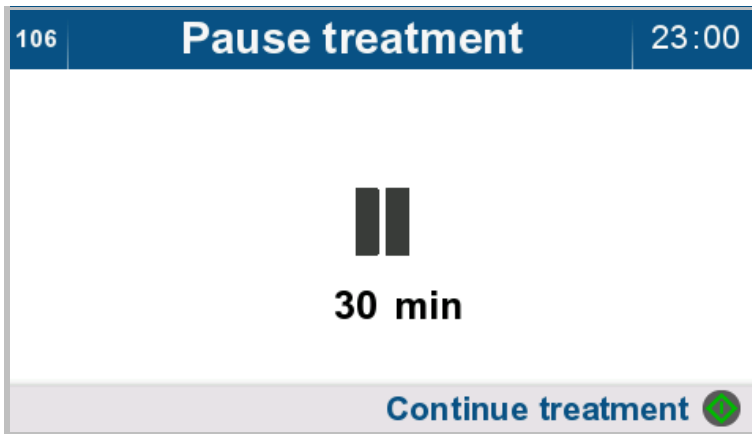
➤ Select **Pause treatment**.

➤ Press the  button to return to the higher-level menu.



➤ Press the  button to confirm the treatment pause.

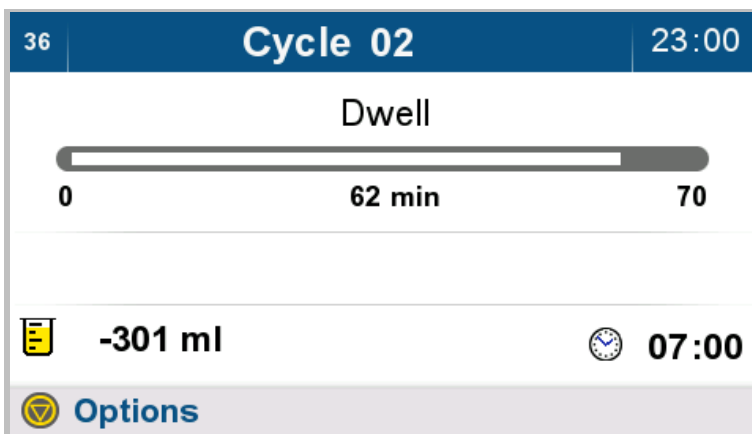
➤ Press the  button to return to the higher-level menu.




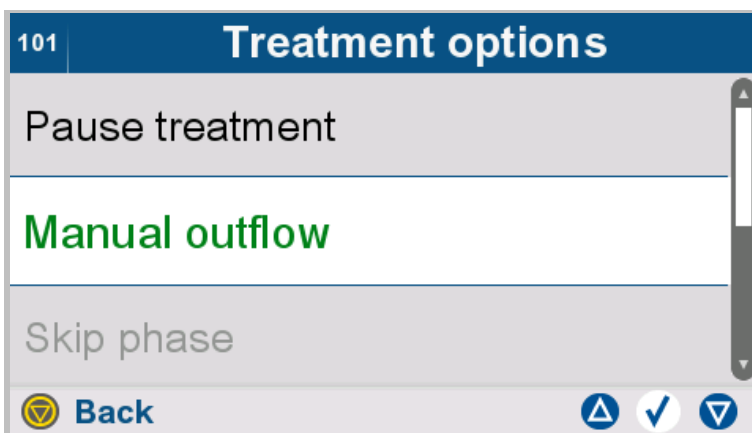
The elapsed pause time is displayed.

- Press the  button to continue the treatment.


4.8.3 Manual outflow

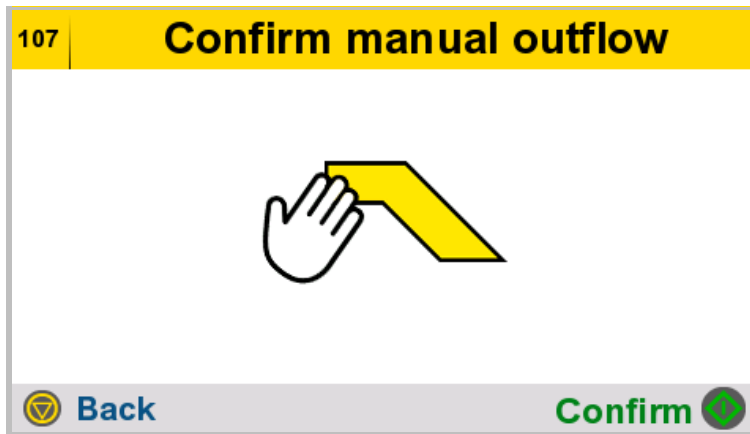




Press the  button to access the options.

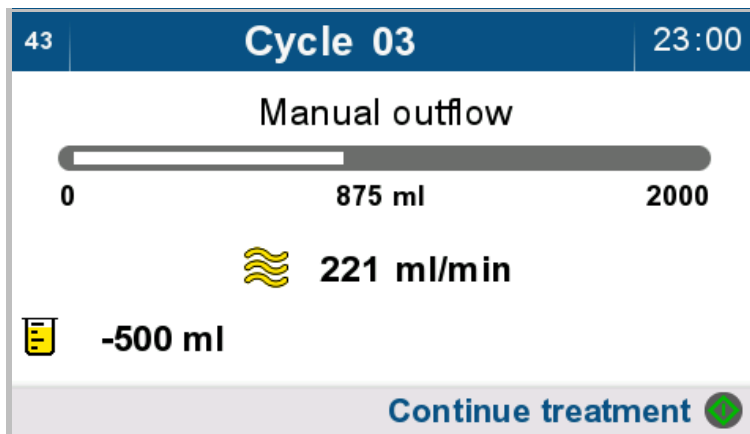



- Select **Manual outflow**.

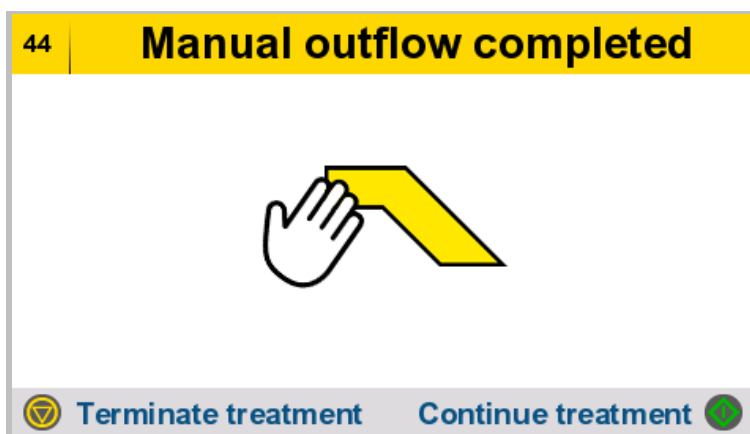
- Press the  button to return to the higher-level menu.




- Press the  button to confirm the manual outflow.
- Press the  button to return to the higher-level menu.



- The manual outflow will be performed.
- Press the  button to end manual outflow and continue the treatment.




The manual outflow is complete.


- Press the  button to end the treatment (see Chapter 4.4.1 on page 88).

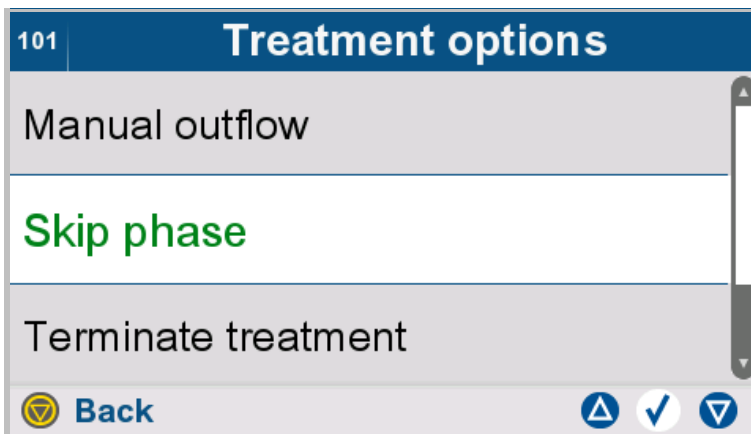
or


- Press the  button to continue the treatment.

4.8.4 Skipping a phase





Press the  button to access the options.





- Select **Skip phase** to skip the current treatment phase.
- Press the  button to return to the higher-level menu.




- Press the  button to skip the current treatment phase and start the next treatment phase.
- Press the  button to return to the higher-level menu.

4.8.5 Terminating treatment





Press the  button to access the options.



- Select **Terminate treatment**.
- Press the  button to return to the higher-level menu.



- Press the  button to end the treatment (see Chapter 4.4.1 on page 88).
- Press the  button to return to the higher-level menu.

5 Alarms



Warning

Risk of injury from a device defect

A treatment cannot be performed properly and safely with a defective device.

- Do not perform treatments with a defective device.
- Take the device out of service and disconnect it from the power supply.
- If the treatment is stopped due to an alarm (system error/device fault), follow the instructions of the attending physician.
- Inform the responsible organization or service support.

A device defect is present in the following cases, for example:

- Mechanical damage
- Damaged power supply cord
- Unexpected device responses
- Deteriorated device performance

5.1 Information

5.1.1 Definition of "Information"

Information messages are screen messages that provide the operator with assistance while using the device during normal operation.

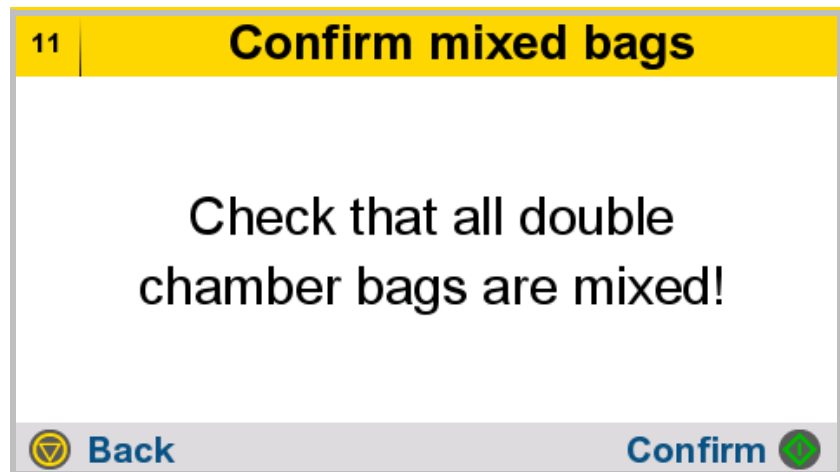
This can take the form of notes about specific work steps when performing treatment, or information notifying the operator of system-relevant aspects for using the device. Screen messages providing assistance with specific work steps have a unique screen identification number.

Information messages concerning system-relevant aspects have a general screen identification number (121).

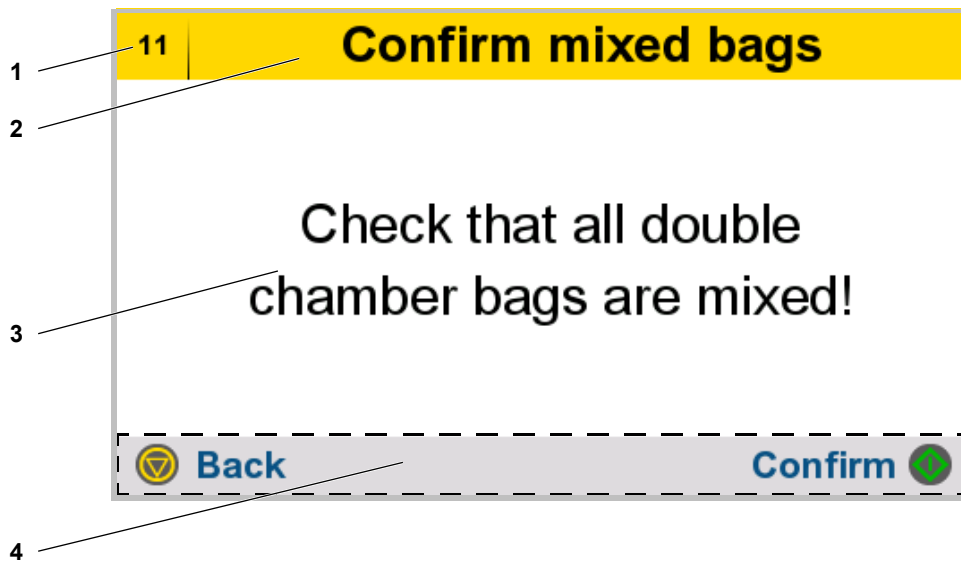
5.1.2 Color identification for "Information" screen messages

"Information" screen messages are indicated by a yellow header.

The screen shown is used as an example.



5.1.3 Layout of "Information" screen messages



- 1** Screen message number
The screen message number allows the message to be uniquely assigned to the related operating step.
- 2** Screen message title
- 3** Screen message description and instructions
- 4** Options panel
Displays buttons that are enabled for the current operating step.

5.2 Caution

5.2.1 Caution requiring operator action on device

5.2.1.1 Definition of "Caution requiring operator action on device"

"Caution requiring operator action on device" refers to treatment interruptions that require both operator intervention to eliminate the cause of the problem and an operator action on the device.

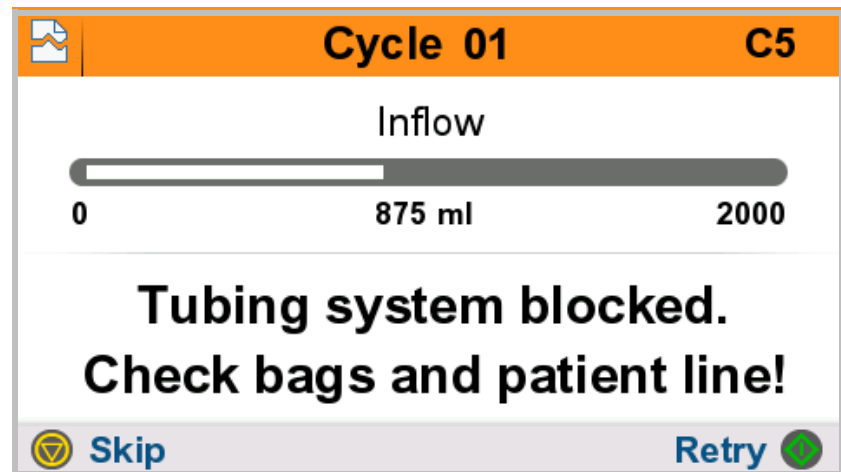
Once the cause has been eliminated, treatment can be continued as usual.

"Cautions requiring operator action on device" have a unique identification code (C###).

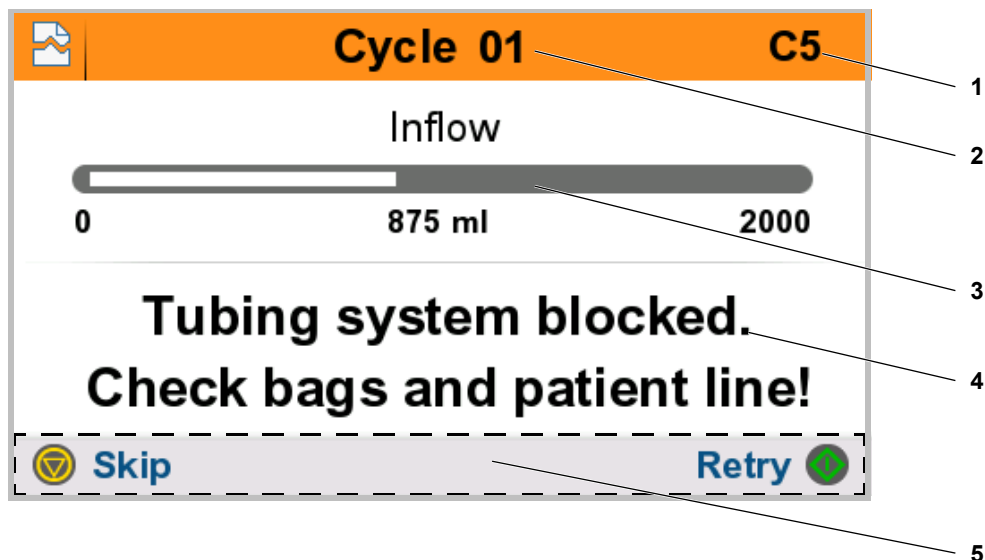
5.2.1.2 Color-coding of screen message "Caution requiring operator action on device"

The "Caution requiring operator action on device" screen message is indicated by an orange header.

The screen shown is used as an example.



5.2.1.3 Layout of "Caution requiring operator action on device" screen message



- 1 Identification number of "Caution requiring operator action on device"
The screen message number allows a clear analysis of the error and provides the contact person at the dialysis center or local service support organization with additional troubleshooting information.
- 2 Current treatment cycle when "Caution requiring operator action on device" occurs
- 3 Current treatment phase and progress when "Caution requiring operator action on device" occurs
- 4 Description of "Caution requiring operator action on device" and instructions
- 5 Options panel
Displays buttons that are enabled for the current operating step.

5.2.2 Caution not requiring operator action on device

5.2.2.1 Definition of "Caution not requiring operator action on device"

"Caution not requiring operator action on device" refers to treatment interruptions that require operator intervention in order to eliminate the cause of the problem, but do not require an operator action on the device. A reduced flow rate or a blocked patient line (inflow or outflow) will cause such a "Caution not requiring operator action on device".

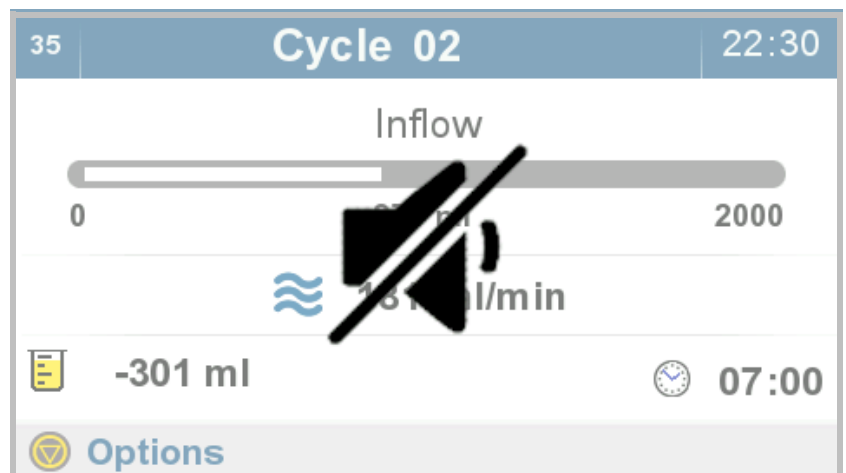
A tone sequence is played to tell the patient to change their position. Changing the position will often achieve an acceptable flow rate again, in turn allowing the inflow or outflow to continue. As soon as the reduced flow rate or blocked patient line is remedied, the tone sequence stops automatically without any further operator action required by the operator.

If the screensaver is active, it remains activated during "Caution not requiring operator action on device". Pressing any button will deactivate the screensaver. If the screen is active, the tone sequence can be muted by pressing any button.

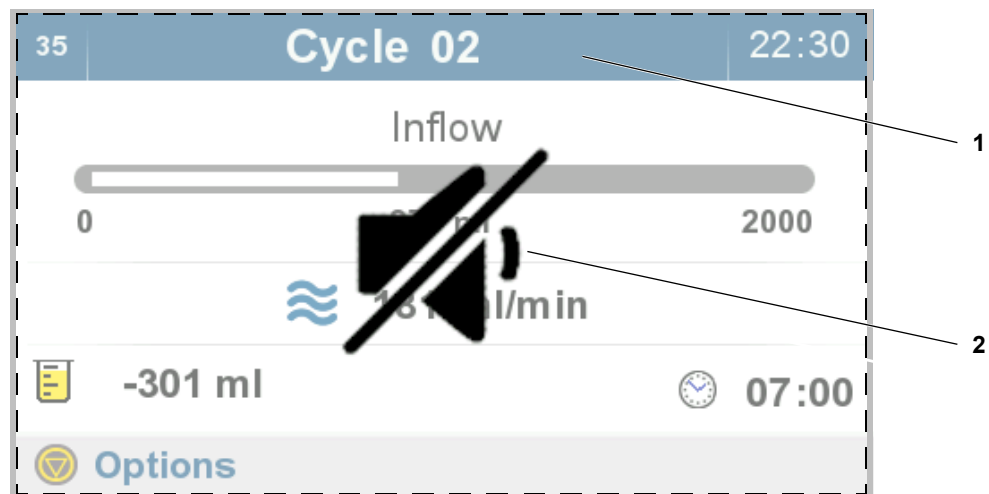
If "Caution not requiring operator action on device" is not resolved within 4 minutes, the device switches to "Caution requiring operator action on device".

5.2.2.2 Color-coding of screen message "Caution not requiring operator action on device"

The "Caution not requiring operator action on device" screen message is indicated by a treatment overview with a crossed-out speaker icon superimposed on it. The screen shown is used as an example.



5.2.2.3 Layout of "Caution not requiring operator action on device" screen message



When a "Caution not requiring operator action on device" occurs, the parameters below are displayed.

- 1 Treatment overview
- 2 Symbol indicates that the tone sequence can be muted with any button.

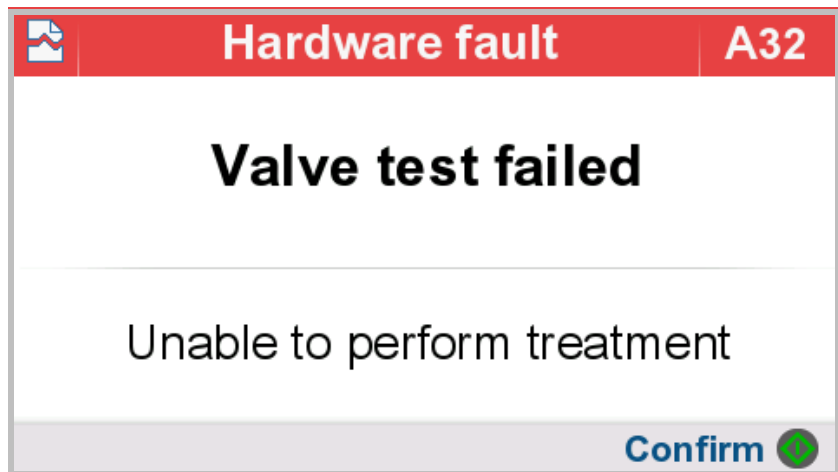
5.3 Alarm

5.3.1 Definition of "Alarm"

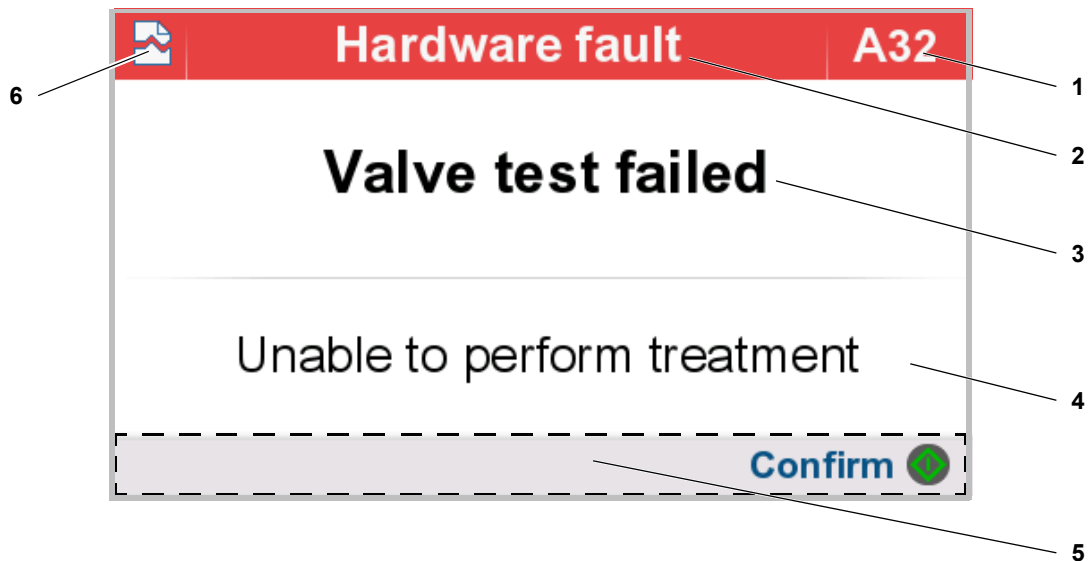
Alarms are system or device faults that typically result in treatment being discontinued or the device switching off. Alarms have a unique identification code (A####).

5.3.2 Color identification for "Alarm" screen messages

"Alarm" screen messages are indicated by a red header. The screen shown is used as an example.



5.3.3 Layout of "Alarm" screen message



- 1 Alarm identification number
The screen message number allows a clear analysis of the error and provides the contact person at the dialysis center or local service support organization with additional troubleshooting information.
- 2 Screen message information
- 3 Description of alarm or cause of failure
- 4 Information about how to proceed
- 5 Options panel
Displays buttons that are enabled for the current operating step.
- 6 Interruption icon

5.4 Resetting the audible alarm



- If an audible signal or alarm occurs, the sound can be muted by pressing any button.

5.5 Screen messages

5.5.1 Overview of caution messages

Message ID	Screen message, possible cause	Measure
Failure during scale test.	Failure during scale test. The scale test prior to positioning the solution bags has failed. This can be caused by objects on the heating tray or drain tray, or by a malfunction of the scale itself.	<ul style="list-style-type: none"> – Make sure that there are no objects on the heating tray or the drain tray. – If the scale test fails again, please contact the service support organization.
Failure during priming.	Failure during priming. The device cannot detect a properly prepared tubing system	Ensure the following during priming: <ul style="list-style-type: none"> – The cones are broken on all connected solution bags. – All used tube clamps are open. – The tubing system has been inserted into all valves.

Message ID	Screen message, possible cause	Measure
Failure during priming.	<p>Failure during priming.</p> <p>The device could not detect a stable weight to prime the tubing system.</p>	<ul style="list-style-type: none"> – Make sure that the heating tray and the drain tray are not moved during priming.
C1	<p>Tubing system blocked. Check patient line and drain line!</p> <p>No flow is detected by the device during the outflow phase.</p>	<ul style="list-style-type: none"> – Inspect the tubing system for kinks. – Make sure that all clamps for the drainage bags are open. – Make sure that the clamps on the catheter extension and patient line are open.
C2	<p>Verify completion of initial outflow!</p> <p>No flow is detected by the device during initial outflow.</p>	<ul style="list-style-type: none"> – Make sure that the peritoneal cavity is completely drained at the end of the initial outflow, and end the initial outflow. <p>If the outflow has not finished:</p> <ul style="list-style-type: none"> – Make sure that all clamps to the drainage bags are open. – Make sure that the clamps on the catheter extension and patient line are open. – Inspect the tubing system for kinks.
C3	<p>Verify completion of last outflow!</p> <p>No flow is detected by the device during the last outflow.</p>	<ul style="list-style-type: none"> – Make sure that the peritoneal cavity is completely drained at the end of the last outflow, and end the last outflow. <p>If the outflow has not finished:</p> <ul style="list-style-type: none"> – Make sure that all clamps to the drainage bags are open. – Make sure that the clamps on the catheter extension and patient line are open. – Inspect the tubing system for kinks.

Message ID	Screen message, possible cause	Measure
C4	<p>Abrupt weight change. Check for scale interferences!</p> <p>An abrupt change in the weight on the scale has caused the treatment to be interrupted. This can be caused by objects on the heating tray or drain tray, or by incorrectly positioned solution bags.</p>	<ul style="list-style-type: none"> – Make sure that there are no objects on the heating tray or the drain tray. – Make sure that all bags are properly positioned on the heating tray and drain tray.
C5	<p>Tubing system blocked. Check bags and patient line!</p> <p>No flow is detected by the device during the inflow phase.</p>	<ul style="list-style-type: none"> – Inspect the tubing system for kinks. – Make sure that all clamps for the solution bags are open and that all solution bag cones have been properly broken. – Make sure that the clamps on the catheter extension and patient line are open. – Make sure that all double chamber bags have been mixed.
C6	<p>Verify completion of manual outflow!</p> <p>No flow is detected by the device during manual outflow.</p>	<ul style="list-style-type: none"> – Make sure that the desired outflow volume is reached and stop the manual outflow. <p>If the outflow has not finished:</p> <ul style="list-style-type: none"> – Make sure that all clamps to the drainage bags are open. – Make sure that the clamps on the catheter extension and patient line are open. – Inspect the tubing system for kinks.

5.5.2 Overview of alarm messages

Message ID	Screen message, possible cause	Measure
A32	Valve test failed	<ul style="list-style-type: none"> – Confirm alarm message. The device switches off. – Make sure that the plug is properly connected at the bottom of the base unit. – Restart the device. – If the problem occurs repeatedly, please contact the service support organization.
A33	Valve test failed	<ul style="list-style-type: none"> – Confirm alarm message. The device switches off. – Make sure that the plug is properly connected at the bottom of the base unit. – Restart the device. – If the problem occurs repeatedly, please contact the service support organization.
A48	<p>Heater temperature exceeded</p> <p>This error can occur, for example, when the solution bags are removed from the heating tray during pre-heating.</p>	<ul style="list-style-type: none"> – Confirm alarm message. The device switches off. – Make sure that the device is being operated within the specified operating conditions (see Chapter 9.2 on page 190). – Make sure that the solution bags are within the specified temperature range (for this information, please refer to the printed label on the solution bags). – If necessary, allow the device to cool down before restarting. – If the problem occurs repeatedly, please contact the service support organization.

Message ID	Screen message, possible cause	Measure
A50	Valve monitoring timeout	<ul style="list-style-type: none"> – Confirm alarm message. The device switches off. – Make sure that the plug is properly connected at the bottom of the base unit. – Restart the device. – If the problem occurs repeatedly, please contact the service support organization.
A51	Patient volume monitoring The patient volume monitoring has identified a deviation.	<ul style="list-style-type: none"> – Confirm alarm message. The device switches off. – Disconnect from the device; if necessary, drain the patient manually and speak to the responsible organization if necessary.
A53	Temperature sensor discrepancy	<ul style="list-style-type: none"> – Confirm alarm message. The device switches off. – If necessary, allow the device to cool down before restarting. – If the problem occurs repeatedly, please contact the service support organization.
A54	Weighing cell discrepancy This alarm can occur if the device is subjected to strong vibrations.	<ul style="list-style-type: none"> – Confirm the alarm message and restart the device. – If the problem occurs repeatedly, please contact the service support organization.

Message ID	Screen message, possible cause	Measure
A55	Invalid weight change	<ul style="list-style-type: none"> – Confirm alarm message. The device switches off. – Make sure that all connections to the solution bags, drain system and catheter extension are tightly secured. – Check solution bags and drainage bags for leakages. – Restart the device. – If the problem occurs repeatedly, please contact the service support organization. – Make sure that the tubing system is properly inserted into the valves.
A56	Valve status error The alarm may occur if a clamp was opened outside of treatment while the patient was connected.	<ul style="list-style-type: none"> – Confirm alarm message. The device switches off. – Restart the device. – If the problem occurs repeatedly, please contact the service support organization.
A58	Heater temperature too low	<ul style="list-style-type: none"> – Confirm alarm message. The device switches off. – Make sure that the device is being operated within the specified operating conditions (see Chapter 9.2 on page 190). – Make sure that the solution bags are within the specified temperature range. – If necessary, allow the device to adjust to the ambient temperature before restarting. – If the problem occurs repeatedly, please contact the service support organization.

Message ID	Screen message, possible cause	Measure
A59	Treatment parameter implausible	<ul style="list-style-type: none"> – Confirm alarm message. The device switches off. – Restart the device. – If the problem occurs repeatedly, please contact the service support organization.
A61	Maximum weight exceeded at start of treatment	<ul style="list-style-type: none"> – Confirm alarm message. The device switches off. – Make sure that the positioned solution bags do not exceed the maximum permitted weight (see Chapter 12.1 on page 223). – Make sure that the drain system is completely empty before it is positioned on the drain tray. – Make sure that there are no objects on the heating tray or the drain tray. – Restart the device. – If the problem occurs repeatedly, please contact the service support organization.
A70 to A81	Inconsistent program monitoring state	<ul style="list-style-type: none"> – Confirm alarm message. The device switches off. – Restart the device. – If the problem occurs repeatedly, please contact the service support organization.
A118	Unexpected low value on temperature sensor	<ul style="list-style-type: none"> – Confirm alarm message. The device switches off. – Restart the device. – If the problem occurs repeatedly, please contact the service support organization.

Message ID	Screen message, possible cause	Measure
A119	Unexpected high value on temperature sensor	<ul style="list-style-type: none"> – Confirm alarm message. The device switches off. – Restart the device. – If the problem occurs repeatedly, please contact the service support organization.
A140	Corrupt volume balancing information	<ul style="list-style-type: none"> – Confirm alarm message. The device switches off. – Restart the device. – If the problem occurs repeatedly, please contact the service support organization.
A150	Valve malfunction	<ul style="list-style-type: none"> – Confirm alarm message. The device switches off. – Restart the device. – If the problem occurs repeatedly, please contact the service support organization.
A200	Treatment data invalid This alarm can occur if, after a restart following a power failure, the current weight and last stored weight do not match.	<ul style="list-style-type: none"> – Confirm alarm message. The device switches off. – Restart the device. – If the problem occurs repeatedly, please contact the service support organization.
A202	Treatment data invalid after power failure	<ul style="list-style-type: none"> – Confirm alarm message. The device switches off. – Restart the device. – If the problem occurs repeatedly, please contact the service support organization.
A203	Treatment data invalid after power failure	<ul style="list-style-type: none"> – Confirm alarm message. The device switches off. – Restart the device. – If the problem occurs repeatedly, please contact the service support organization.

Message ID	Screen message, possible cause	Measure
A208	Software status error	<ul style="list-style-type: none"> – Confirm alarm message. The device switches off. – Restart the device. – If the problem occurs repeatedly, please contact the service support organization.
A214	Inconsistent safety-relevant information displayed	<ul style="list-style-type: none"> – The monitoring has detected a deviation in the displayed values. – Consult the responsible organization or the service support organization.
A215	Internal communication error	<ul style="list-style-type: none"> – Confirm alarm message. The device switches off. – Restart the device. – If the problem occurs repeatedly, please contact the service support organization.
A216	Inconsistent treatment results	<ul style="list-style-type: none"> – The therapy monitoring system has identified a deviation. – Consult the responsible organization or the service support organization.
A219	<p>Priming of patient line not possible</p> <p>This alarm may occur if priming fails more than three times, e.g., if the tubing system is incorrectly inserted, the tube clamps are closed, the solution bag cones are not broken, or the heating tray and drain tray are constantly moving.</p>	<ul style="list-style-type: none"> – Confirm alarm message. The device switches off. – Restart the device. <p>Ensure the following before priming:</p> <ul style="list-style-type: none"> – The cones are broken on all connected solution bags. – All used tube clamps are open. – The tubing system has been inserted into all valves. <ul style="list-style-type: none"> – Make sure that the heating tray and the drain tray are not moved during priming.

After an alarm occurs, the device should be restarted and a functional test should be performed (see Chapter 4.1 on page 51).

If the functional test cannot be completed successfully, please contact the service support organization.

5.6 Terminating treatment after an alarm



Warning

Risk of contamination from non-compliance with hygiene measures

Patient hazard from overfilling of peritoneal cavity

Risk of circulatory disturbance due to balancing error

Patient hazard from insufficient detoxification

Improper handling during disconnection can lead to contact with the opening of the patient connector. This may lead to microbial contamination.


- If treatment is terminated due to an alarm, follow the instructions of the attending physician.
- We recommend wearing a face mask and using hand sanitizer.
- Use aseptic techniques when disconnecting the patient.
- Observe the hygiene practices of the dialysis center and the hygiene regulations in force.

For additional screen layout information, please refer to the appropriate chapter (see Chapter 5.1 on page 156).

For additional screen message information, please refer to the appropriate chapter (see Chapter 5.5 on page 164).

5.7 Emergency shutdown

If the device no longer responds to button commands, an emergency shutdown can be performed.

To perform an emergency shutdown, press and hold the  button for approximately 10 seconds or unplug the power plug.

5.8 Power failure

The device automatically switches on and will continue operation in the relevant phase as soon as the power supply is available again.

Depending on the length of the power failure, an additional solution bag pre-heating may be performed if necessary.

5.9 Failure of display, buttons or status indicator



Warning

Patient hazard from overfilling of peritoneal cavity or insufficient detoxification

If it is no longer possible to operate the device, breathing and circulatory problems can result if the peritoneal cavity is filled with too much fluid.

- If the device can no longer be operated, disconnect the patient and follow the instructions of the attending physician.
 - We recommend wearing a face mask and using hand sanitizer.
 - Use aseptic techniques when disconnecting the patient.
 - Comply with the hygiene practices of the dialysis center and all applicable hygiene regulations.
-

6 Cleaning/Disinfection

6.1 Cleaning



Warning

Risk of injury from a device defect

Risk of cross-contamination from inadequate cleaning of device surface

The use of unapproved cleaning agents or disinfectants can damage the device's housing material or inscriptions and may result in inadequate disinfection.

- Do not autoclave or submerge the device in fluid.
 - Do not use solvent-based chemical cleaning agents.
 - Disconnect the device from the power supply system before cleaning.
 - Use the approved disinfectant and cleaning agent.
-

The test procedure by which the efficiency of each required disinfection has been verified is available on request.

Approved disinfectants

- Fresenius ClearSurf
- Fresenius ClearSurf Wipes
- Fresenius Freka-NOL

Cleaning interval

- As necessary (in case of contamination) but at least once a week

Parts to be cleaned

- Surfaces (housing, display, heating tray, drain tray, organizer)

Once the disinfectant and cleaning agent has completely evaporated, the device is ready for use again.

7 Functional description

7.1 Description of functional procedures

The SILENCIA is a peritoneal dialysis cyler which has been designed to offer maximum safety and convenience for patients, physicians, nurses, and service staff. It reflects the latest state of technology in the fields of electronics, mechanics, and software.

The most important features of the device are:

- Therapy management (volume, time management)
- Timer operation
- Ease of use
- Graphical user guidance
- Virtually noiseless operation
- Integrated management system for patient and treatment data using a patient card

The SILENCIA is an automated peritoneal dialysis device designed for use at home and in hospitals.

Further information material is available from the local service support organization in the form of manuals, posters, etc.

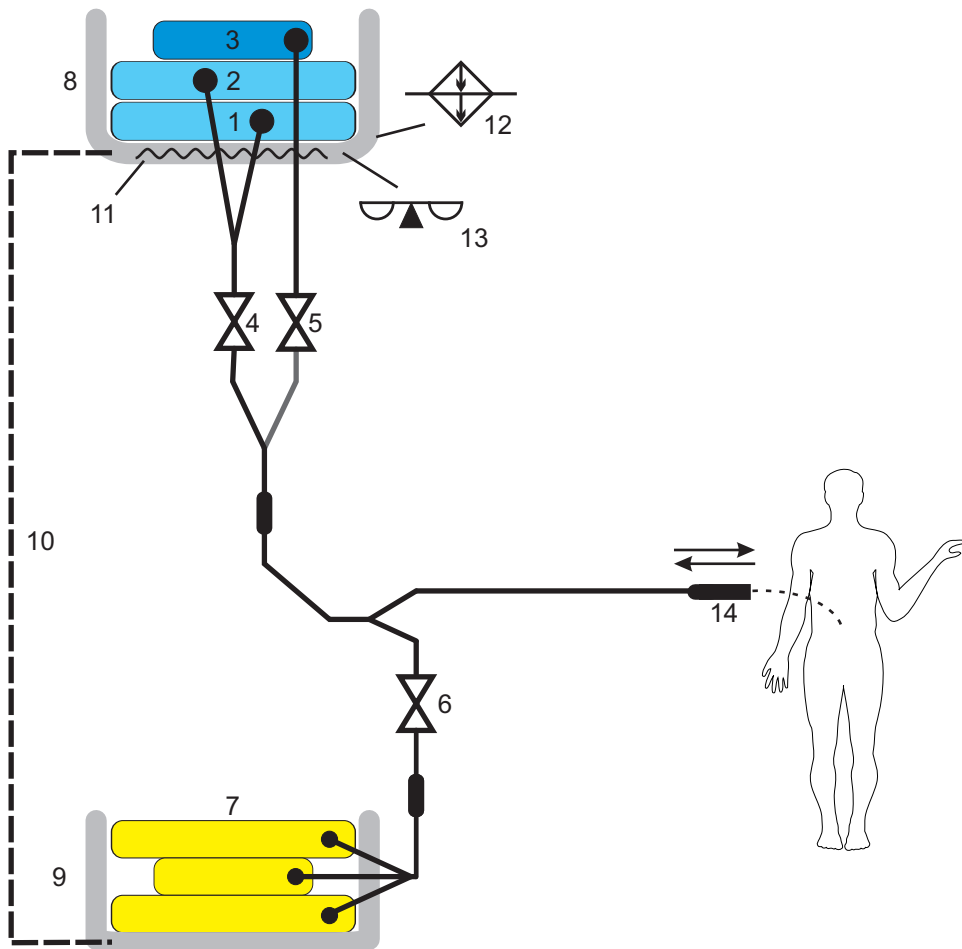
7.1.1 Flow diagram

The inflow of new peritoneal dialysis solution into the patient's peritoneal cavity as well as the outflow out of the patient both occur through hydrostatic pressure.

Three tube valves control the flow paths of the new and used dialysis solution within the tubing system.

Fluid balancing is performed using an integrated scale to which the heating tray is connected on the inflow side and to which the drain tray is attached on the outflow side.

On the heating tray, the new dialysis solution is heated before inflow.



- 1 Solution bag
- 2 Solution bag
- 3 "Last inflow" solution bag
- 4 Inflow valve – white
- 5 Inflow valve – blue
- 6 Drain valve
- 7 Drainage bag
- 8 Tray for peritoneal dialysis solution
- 9 Drain tray
- 10 Mechanical coupling of trays
- 11 Heater for solution bags
- 12 Temperature regulation for heating tray

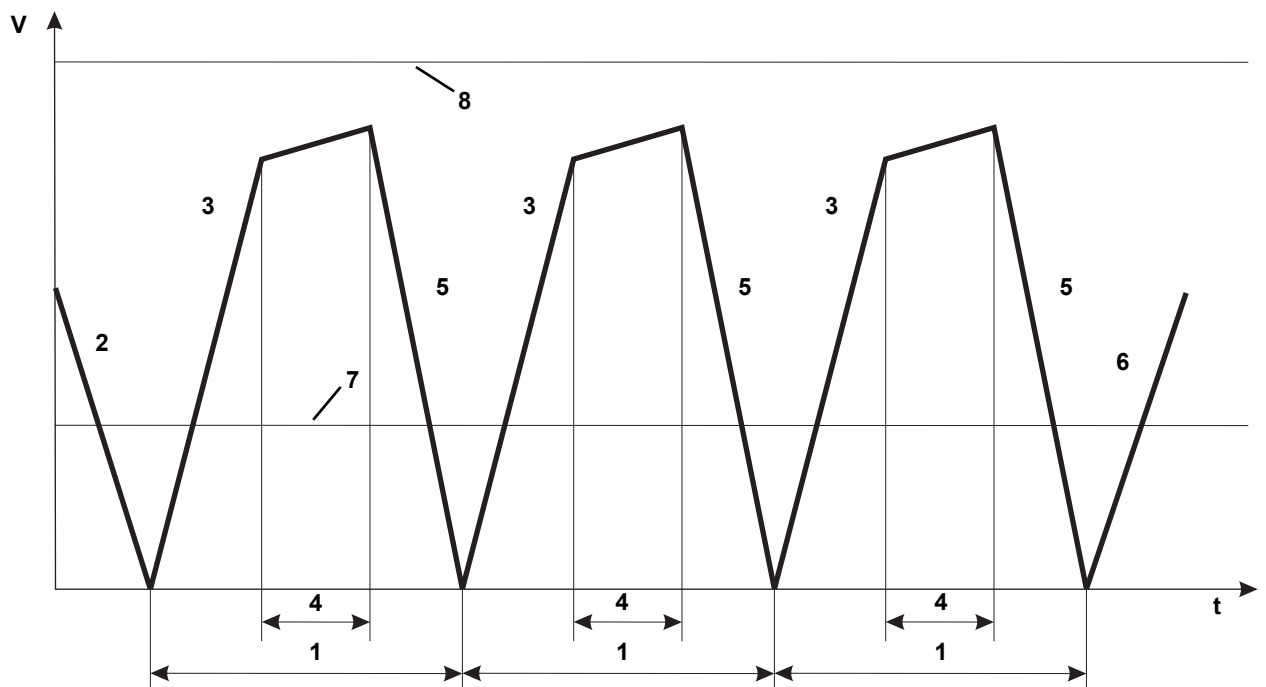
13 Scale

14 Patient connector

7.2 Therapy types

7.2.1 Standard prescription

The following schematic shows the cycles of a standard prescription.



- 1 Treatment cycle
- 2 Initial outflow
- 3 Inflow volume
- 4 Dwell duration
- 5 Outflow volume
- 6 Last inflow
- 7 Permitted residual volume
- 8 Permitted patient volume

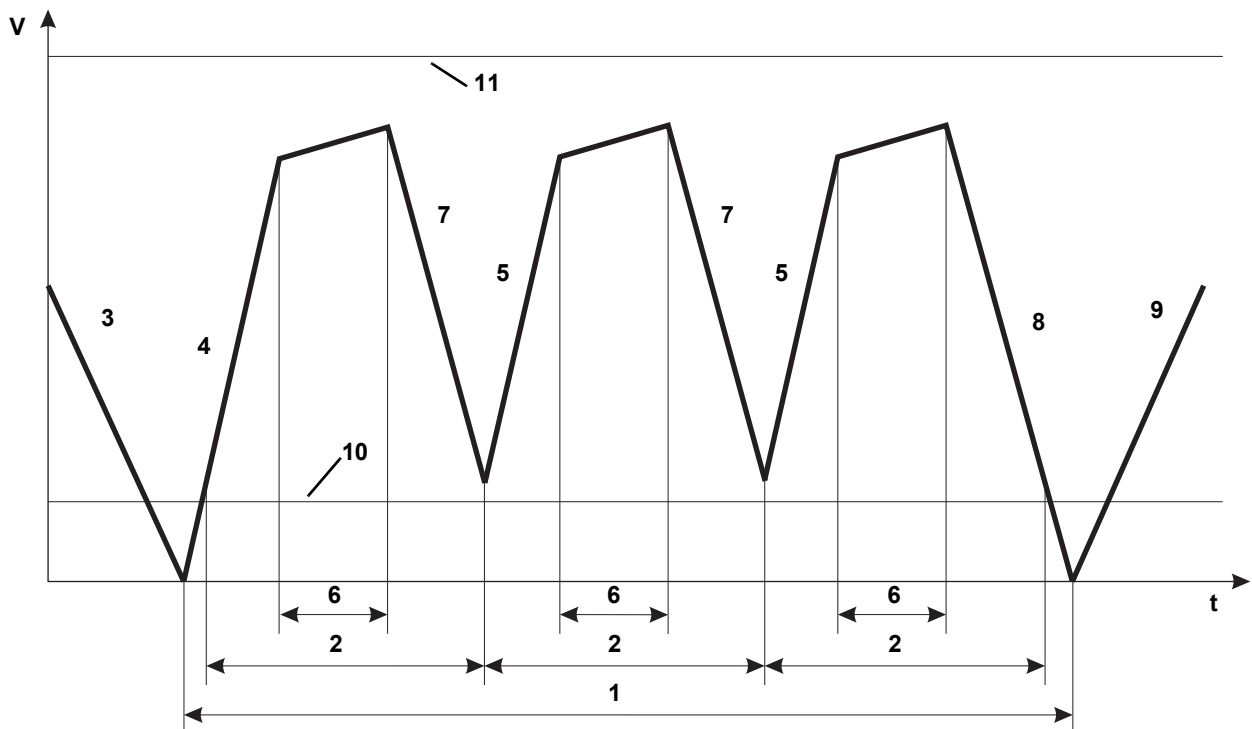
The standard prescription consists of individual Base cycles for which the inflow volume, solution, and dwell duration can be set.

The following parameters can be set:

- Initial outflow volume
- Number of Base cycles
- Inflow volume
- Solution
- Dwell duration
- Last inflow volume
- Last inflow solution
- Prescription name

7.2.2 Tidal prescription

The following schematic shows the cycles of a Tidal prescription.



- 1 Base cycle
- 2 Tidal cycles
- 3 Initial outflow

- 4 Base inflow volume including first Tidal inflow volume
- 5 Tidal inflow volume
- 6 Dwell duration
- 7 Tidal outflow volume
- 8 Base outflow volume including last Tidal outflow volume
- 9 Last inflow
- 10 Permitted residual volume
- 11 Permitted patient volume

The Tidal prescription consists of individual Base cycles and Tidal cycles. The solution for the base inflow and the dwell duration can be set.

The following parameters can be set:

- Initial outflow volume
- Number of Base cycles
- Base inflow volume
- Number of Tidal cycles
- Tidal inflow volume
- Tidal outflow volume
- Solution
- Dwell duration
- Last inflow volume
- Last inflow solution
- Name

7.3 Therapy options

The following options must be individually adapted to the respective patient and can be set by specialized medical staff in the Patient options menu.

7.3.1 Volume optimization

7.3.1.1 Permitted patient volume

Due to individual patient-related circumstances, an outflow may occasionally not be fully completed. As a consequence, a certain residual volume will remain in the peritoneal cavity. In such cases, the "permitted patient volume" option will be applied.

The permitted patient volume restricts the maximum volume which is allowed to be in the patient's peritoneal cavity over the entire treatment.

The maximum inflow volume of a prescription is multiplied by the percentage factor for "permitted patient volume" to determine the permitted patient volume for the entire treatment. Assuming a maximum inflow volume of 2000 ml and a factor of 110 % for the "permitted patient volume", the permitted patient volume would be 2200 ml.

The goal of this option is to attain the inflow volume prescribed by the physician as closely as possible, to ensure the efficacy of the dialysis treatment.

7.3.1.2 Permitted residual volume

The "permitted residual volume" is closely related to the "permitted patient volume" option described above.

The permitted residual volume describes the maximum residual volume allowed to remain in the patient's peritoneal cavity in the case of an incomplete outflow before the device can switch to the next inflow without generating an alarm.

The goal of this option is to adapt the device to the individual catheter performance of the patient.

7.3.1.3 Permitted reduction of the inflow volume

In special cases, the prescribed solution volume is not fully available for treatment. In such cases, the inflow volume will be slightly reduced.

Assuming an inflow volume of 2000 ml and a factor of 15 % for the "permitted reduction of the inflow volume", the inflow volume may be reduced by up to 300 ml, as required. The volume will only be reduced as required and within this specified limit, and the reduction is performed automatically by the device. This ensures that the treatment can be ended without an alarm even if the originally prescribed treatment volume was not reached.

At the present time, this parameter cannot be changed on the device.

7.3.2 Time optimization

7.3.2.1 Permitted dwell duration reduction

The goal of the "permitted dwell duration reduction" option is to keep to the prescribed total treatment duration as precisely as possible. This is achieved by a dynamic adaption of the dwell duration over the remaining cycles. Assuming a dwell duration of 100 minutes and a factor of 15 % for the "permitted dwell duration reduction", this dwell duration may be reduced by 15 minutes.

8 Consumables, accessories, additional equipment

The peritoneal dialysis solutions required for the treatment must comply with the German Medicinal Products Act (Arzneimittelgesetz, AMG).



Warning

Chapter 8 (see Chapter 8 on page 185) contains a list of consumables and accessories that are suitable for use with this device and can be used safely with it.

The manufacturer cannot vouch for any other consumables and accessories than those listed in this chapter being suitable for use with this device. The manufacturer can also not make any assertions that the safety and performance of the device will remain unimpaired if consumables and accessories other than those listed in this chapter are used.

If other consumables and accessories are used, their suitability must be verified beforehand. This can be performed using the information in the instructions for use for the relevant consumables and accessories, for example.

The manufacturer accepts no liability for damage to the device resulting from the use of unsuitable consumables or accessories.

On request, the local service support organization will provide information on further accessories, consumables and other additional equipment.



Warning

Patient hazard from improper use of consumables

If consumables are used improperly, a treatment cannot be carried out properly and safely.

➤ Follow the instructions for use of the consumables used.



Warning

Risk of contamination from reuse of the SILENCIA Vario system

The SILENCIA Vario system is a single-use item. Reuse can lead to patient contamination.

- Only use the SILENCIA Vario system once to supply the patient with dialysis fluid.
- Only use the empty solution bags as a drain system once.



Note

Consumables:

When using consumables, it is important to take note of the following symbols:

Single-use item

Identified by the symbol:



Do not reuse.

Use-by date

Identified by the symbol:



Use by:

8.1 Consumables

8.1.1 Peritoneal dialysis solutions

For detailed information on the dialysis solutions, refer to the Fresenius Medical Care product range.

Only those peritoneal dialysis solutions which are displayed on the device can be used for treatment.

8.1.2 Single-use items

Product	Part number	Information
SILENCIA Vario system 2	F00006957	Tubing system
SILENCIA Vario system 2+1	F00006794	Tubing system
stay•safe [®] disinfection cap	284 509 1	Disinfection cap
Dialysis solution (example): CAPD/DPCA 2 6L SAFE.LOCK	F00000577	1.5 % glucose 1.75 mmol/L calcium
PIN Reload	501 700 1	(see Chapter 15.1 on page 249)
Safe•Lock [®] APD Luer lock connector	284 960 1	Only use the connector in combination with a 7.5 % polyglucose solution bag.

8.1.3 Surface disinfection/surface cleaning

Product	Information
Fresenius Medical Care ClearSurf	Disinfectant for wipe disinfection Active substance: cationic surfactants
Fresenius Medical Care ClearSurf Wipes	Ready-to-use disinfection wipes, soaked with 1 % ClearSurf Active substance: cationic surfactants
Fresenius Medical Care Freka-NOL	Quick-acting disinfectant for wipe disinfection in combination with Freka-Wipes single-use wipes Active substance: 45 % ethanol

8.2 Accessories

No accessories are provided for this device.

8.3 Additional equipment

Product	Part number	Information
PatientCard <i>Plus</i>	M45 129 1	Patient card
SILENCIA "Main Unit" box 1/2	F40014828	With base unit
SILENCIA "Stand" box 2/2	F40014829	With pedestal and mounting stand

8.4 Device

Product	Part number	Information
SILENCIA	M20 700 1	–

8.4.1 Products in combination with the device

Products that can be used in combination with the device.

Product	Part number	Information
Organizer	284 256 1	–
Clip for organizer	M20 048 1	–

9 Installation

9.1 Connection requirements

9.1.1 Environment

The manufacturer has specified the device for operation in rooms that are suitable for peritoneal dialysis located in professional health care institutions, or for the home healthcare environment.

9.1.2 Power supply (electrical power network)



Warning**Risk of suffocation from smoke inhalation**

An overload of electrical extension cords can lead to overheating with the formation of smoke.

- The use of power strips and extension cords is prohibited.
-



Warning**Risk of injury from electric shock**

Contact with a damaged power supply cord can cause electric shocks.

- The power supply cord must be laid so as to ensure that it cannot be damaged by sharp-edged objects or by pets.
-

The national standards and regulations must be observed when connecting the device to the power supply.

Power plug

When setting up the device, it must be ensured that the power plug is accessible at all times.

Power supply cord

If the power supply cord needs to be replaced, use only the original power supply cord listed in the Spare Parts Catalog.

9.2 Installation requirements



Warning

Patient hazard from a device malfunction

If the device is used outside the specified storage and operating conditions, the device may not operate safely.

- The specified storage and operating conditions must be followed.



Note

Variations in temperature during transport may cause water condensation on electrical parts. In the event of major variations in temperature, allow 3 hours for the device to adjust to the ambient temperature with the power switched off.

Operating conditions

Operating temperature range:
+15 to +35 °C

Relative humidity:
10 to 90 %

Atmospheric pressure:
700 to 1100 hPa
(approx. 3000 to -425 m altitude)

Electromagnetic radiation

Do not use devices that emit any form of electromagnetic radiation (e.g., walkie-talkies, cordless/cell phones or radio transmitters) in the vicinity of a SILENCIA in operation. This may cause a malfunction of the SILENCIA (see Chapter 12.6 on page 227).

9.3 Installation after shipment/transport outside of buildings

9.3.1 Visual check after transport

Do not use the device if any of the following defects are detected:

- Mechanical damage to the housing
- Mechanical damage to the screen
- Mechanical damage to the card slot
- Defective power supply cord

- The device must be taken out of service.
- Inform the responsible organization or service support.

9.3.2 Acclimation time

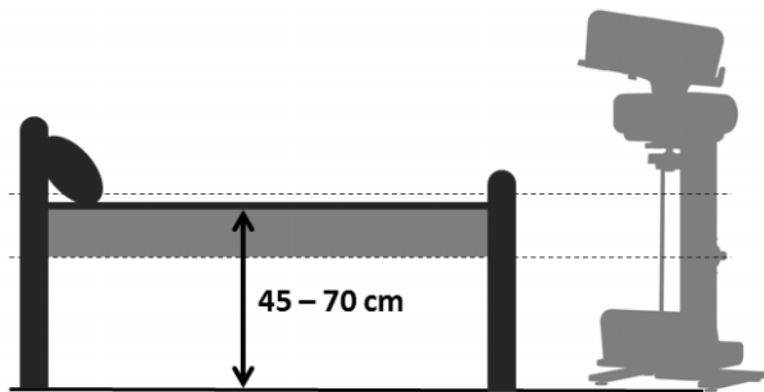


Note

Variations in temperature during transport may cause water condensation on electrical parts. In the event of major variations in temperature, allow 3 hours for the device to adjust to the ambient temperature with the power switched off.

9.3.3 Permitted patient positioning

During treatment, the permissible patient position is 45 to 70 cm above the floor.



9.4 Assembling the device

9.4.1 Preparing for assembly

Before assembling the device, open both boxes and check the contents for completeness and any transport damage. If device components are missing or damaged, contact the local service support organization.

Remove the Instructions for Use from the "base unit" box, and proceed with assembly according to the instructions.

Contents of the "base unit" box (small box):

- Instructions for Use
- Base unit
- Side panels
- Bag rest
- Organizer

Contents of the "pedestal and drain tray" box (large box):

- Mounting stand
- Pedestal
- Side panel
- Drain tray suspension
- Drain tray
- Bag rests (screws in separate package)




Warning

Risk of injury as a result of improper assembly

An incorrectly assembled device can cause injury to patients, operators or third parties.


- Each individual step described in the assembly instructions must be carried out completely and correctly.

9.4.2 Assembling the pedestal and drain tray



All device components for assembling the pedestal and drain tray are contained in the larger of the two boxes.

- Open the larger of the two boxes.
- Remove the drain tray (1) from the foam inserts.



- Remove the two bag rests (2) from the foam insert on the right side.
- Remove the two foam inserts (1).




1

-
- Remove the bag rest screws (1) from the foam insert.



-
- Insert one of the two bag rests into the drain tray.



1


2

-
- Secure the bag rest using two screws (1).
 - Insert the second bag rest into the drain tray.
 - Secure the second bag rest using two screws (2).




1

- Remove the drain tray suspension (1) from the foam insert.



1

- Position the drain tray on the drain tray suspension and close the four locking levers (1).




1

- Remove the side panel (1) from the foam insert.



-
- Insert the side panel in the drain tray with the peripheral edge facing inwards.
 - Set aside the assembled drain tray suspension.




1

-
- Lift the pedestal (1) up and slide it forward as shown to remove it from the foam insert.


Do not let the pedestal touch the mounting stand.



-
- Place the pedestal on a level surface at the treatment location.




-
- Turn the leveling feet located on the bottom of the pedestal to horizontally compensate for any uneven surfaces. The pedestal is level when the bubble is located at the center of the indicator.




-
- Remove the mounting stand (1) from the foam insert.

1



-
- Insert the mounting stand (1) into the pedestal from above as shown in the image.

Ensure that the mounting stand is the right way round. The plug on the mounting stand must be at the top.




-
- Secure the mounting stand to the pedestal by tightening the screw (1).

9.4.3 Assembling the base unit



1

- All device components for assembling the base unit are contained in the smaller of the two boxes.
- Remove the Instructions for Use (1).



1


2

- Remove the bag rest screws (1) from the foam insert.
- Remove the foam insert (2).

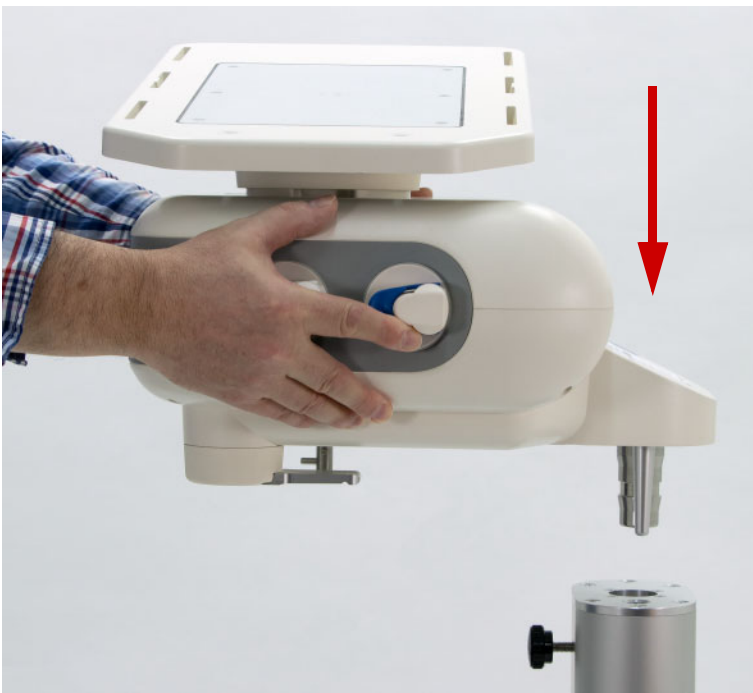


Note

Do not use the heating tray to lift the base unit.



-
- Pull the power supply cord (1) out of the foam insert and place it on the foam insert.
 - Remove the base unit (2) from the foam insert.



-
- Hold base unit firmly at the sides. Do not hold the base unit by the heating tray during this step.
 - Insert the base unit into the mounting stand as shown.




- Secure the base unit to the mounting stand by tightening the screw (1).
- Insert the mounting stand plug (2) into the socket on the bottom of the base unit. Make sure that the plug clicks into place in the socket.



- Position the drain tray suspension beneath the base unit. Place the pin located on the bottom of the drain tray into the rectangular opening in the pedestal.



-
- Fix the drain tray (1) to the holder on the underside of the base unit. Make sure that the pin on the underside of the drain tray is placed in the rectangular opening in the pedestal.



-
- Remove the bag rest (1) from the foam insert.




1

-
- Insert the bag rest (1) into the heating tray.



1

-
- Secure the bag rest using the two enclosed screws (1).



1

-
- Remove the side panels (1) from the foam insert.



1

-
- Insert the side panels (1) into the heating tray with the peripheral edge facing inwards.



-
- Remove the organizer (1) from the foam insert.



-
- Fit the organizer (1) onto the mount.



➤ The device is now fully assembled.

9.5 Disassembling and packaging the device




-
- Unplug the power plug before disassembling the device.
 - Remove the organizer (1) from the mount and pivot the mount counterclockwise beneath the base unit.


1



-
- Place the organizer (1) in the foam insert.



-
- Remove the side panels (1) from the heating tray.




1

-
- Place the side panels (1) in the foam insert.



1

-
- Loosen the screws (1) on the bag rest and remove the bag rest.
 - Store the screws in the plastic bag provided.



1

-
- Secure the bag rest (1) in the foam insert.



-
- Remove the drain tray from the holder on the underside of the base unit.
 - Set the drain tray aside.

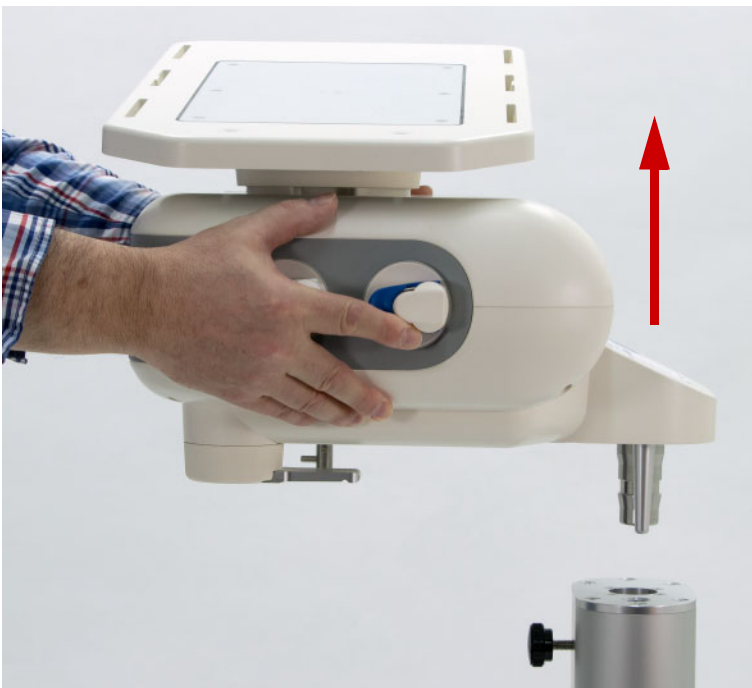


-
- Disconnect the mounting stand plug (1).
 - Loosen the screw on the mounting stand (2).




Note

Do not use the heating tray to lift the base unit.



-
- Hold the base unit by the sides and remove it from the mounting stand as shown in the image.




➤ Place the base unit (1) in the foam insert.

Do not use the heating tray (2) to place the base unit in the packaging.



➤ Roll up the power supply cord (1) and secure it in the foam insert.



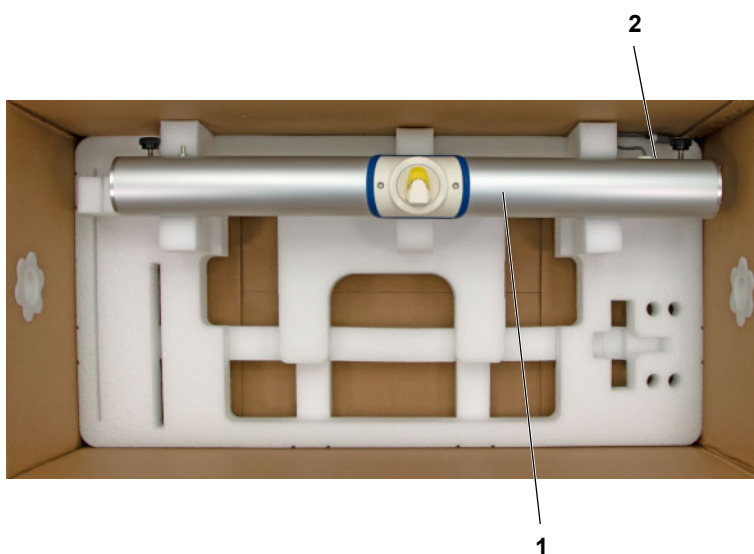
-
- Position the foam insert (1).
 - Secure the screws (2) of the bag rest at the location provided in the foam insert.



-
- Lay the Instructions for Use (1) on the foam insert.
 - Close the box.




-
- Loosen the screw (1).
 - Lift the mounting stand and unhook it from the pedestal.



-
- Place the mounting stand (1) in the foam insert.

The end of the mounting stand with the cable (2) must be positioned on the right side.



➤ Place the pedestal (1) in the foam insert from the front as shown.

Do not let the pedestal touch the mounting stand.




➤ Remove the side panel (1) from the drain tray.



1

-
- Place the side panel (1) in the foam insert.




1

-
- Open the four locking levers (1) on the drain tray and detach the drain tray from the mount.




1

-
- Place the drain tray suspension (1) in the foam insert.




1

-
- Loosen the screws (1) on the bag rests and remove the bag rests.



1


-
- Store the screws (1) in the plastic bag provided and secure it to the foam insert.



1

2

-
- Position the foam inserts (1).
 - Secure the bag rests to the foam insert (2).



1

-
- Place the drain tray (1) in the foam inserts.
 - Close the box.

10 Transport/storage

10.1 Transport within buildings

The device must be disassembled for transport within buildings (see Chapter 9.5 on page 206).

10.2 Shipment/Transport outside of buildings

The device must be disassembled for transport outside buildings (see Chapter 9.5 on page 206).

10.3 Storage



Warning

Patient hazard from a device malfunction

If the device is used outside the specified storage and operating conditions, the device may not operate safely.

➤ The specified storage and operating conditions must be followed.

- **Transport and storage conditions**

Temperature -15 to +60 °C

Relative humidity 10 to 90 %

Atmospheric pressure 500 to 1100 hPa

10.4 Environmental compatibility/disposal



Warning

Risk of contamination from non-compliance with hygiene measures

There is a potential risk that the device is contaminated when it is returned.

- The responsible organization must notify the disposal company responsible for the disassembly and disposal of the device before beginning disposal actions that suitable precautions must be observed, such as wearing personal protective equipment when dismantling the unit.

In EU member states, the device can be returned in accordance with the "Directive on waste electrical and electronic equipment" (WEEE Directive). Please also observe the applicable local regulations.

Before the device is sent off for disposal, the responsible organization must ensure that all consumables attached to the device are removed and the device is disinfected as specified by the manufacturer (see Chapter 6.1 on page 175).

Moreover, the responsible organization must ensure that the waste disposal company is informed of the following facts before the dismantling process is begun:

- Information on the batteries and other materials used can be found in the appropriate chapters of these Instructions for Use (see Chapter 12.13 on page 238).
- Batteries and rechargeable batteries must be disposed of properly in accordance with local legal regulations.
- The device has a 4.3" TFT LC display.
- More information will be made available by the manufacturer to waste disposal services on request.

11 Technical Safety Checks/maintenance procedures

11.1 Important information about Technical Safety Checks/maintenance procedures

Technical Safety Checks (TSC)	The first TSC are required before the end of the 24th month following initial start-up after delivery from the factory. All further TSC are required before the end of the 24th month following the last TSC performed.
Maintenance procedures (MA)	The maintenance procedures (MA) are a recommendation of the manufacturer. The maintenance procedures (MA) help ensure trouble-free operation, and must be carried out for the first time before the end of the 24th month following initial start-up after delivery from the factory. All further maintenance procedures (MA) should be performed before the end of the 24th month following the last maintenance procedure performed.
Qualification requirements of testers	<p>The checks must be performed by the manufacturer's service support organization or a person authorized by them.</p> <p>The checks must be performed by personnel qualified to perform them correctly, based on their education, training, knowledge and experience. Furthermore, the persons performing the checks must be permitted to do so independently and without outside interference.</p>
Specifications	The information contained in the Specifications chapter must be observed.
Documentation	<p>The TSC and detailed explanations of how to perform them are described in the Service Manual.</p> <p>Reports can be supplied on request.</p> <p>The completion of the TSC must be entered in the Medical Device Register.</p>

12 Specifications

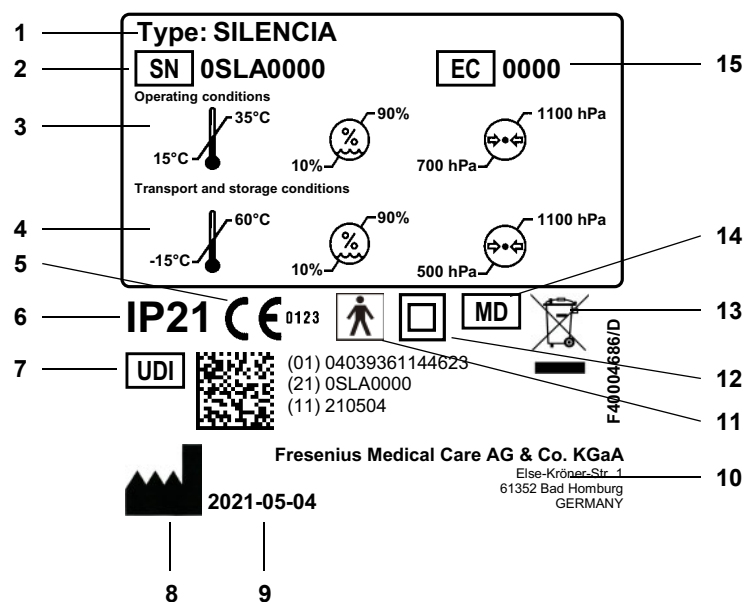
12.1 Dimensions and weight

Dimensions	Height: 132.5 cm
	Width: 57 cm
	Depth: 44 cm
Weight	30.0 kg
	Safe working load: 17 kg
	Maximum total weight: 47 kg

12.2 Identification labels

12.2.1 Identification label of the device

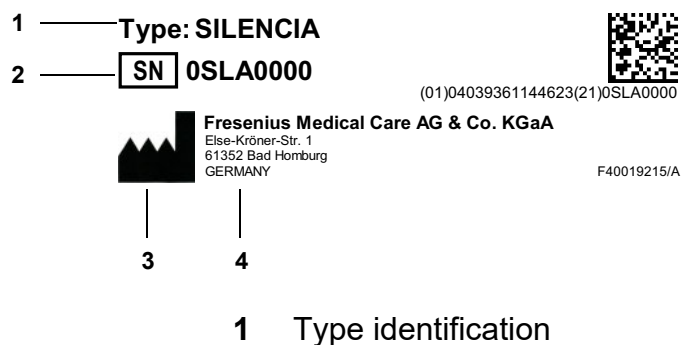
The identification labels shown are only examples. Always go by the information shown on the identification labels affixed to the device itself.



1 Type identification

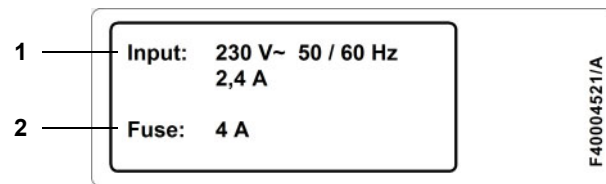
- 2 Serial number
- 3 Operating conditions (temperature range, atmospheric pressure, relative humidity)
- 4 Storage conditions (temperature range, atmospheric pressure, relative humidity)
- 5 CE marking
- 6 IP rating 21
 - 2: Protection against touch and foreign bodies with a diameter greater than 12.5 mm
 - 1: Protection against vertically falling water drops
- 7 Unique Device Identification
- 8 Manufacturer symbol
- 9 Date of manufacture
- 10 Manufacturer address
- 11 Type of applied part (degree of patient protection):
Type BF
- 12 Device protection against electric shock: Protection class II
- 13 Symbol for the marking of electrical and electronic equipment
- 14 Medical Device
- 15 Equipment code (EC)

12.2.2 Mounting stand identification label



- 2 Serial number
- 3 Manufacturer symbol
- 4 Manufacturer address

12.2.3 Power requirements label



- 1 Power requirements
- 2 Fuses

12.3 Electrical safety

Classification according to EN 60601-1, IEC 60601-1

Device protection against electric shock

Protection class II

Type of applied part (degree of patient protection)

Type BF

Applied part

The applied part consists of the tubing system and, when combined with the solution bags, forms the dialysis system.

Degree of protection against ingress of foreign objects and liquids

IP21

2: Protection against touch and foreign bodies with a diameter greater than 12.5 mm

1: Protection against vertically falling water drops

Leakage currents

According to EN 60601-1

12.4 Electrical power supply

Line voltage	100 to 240 V AC, 50 to 60 Hz (Always go by the line voltage, frequency and current consumption information specified on the power requirements label affixed to the device itself.)
Power supply connection	According to local regulations for electrical power supply.
Current consumption	2.3 A at 253 V (230 V +10 %) at maximum heat output 4.5 A at 121 V (110 V +10 %) at maximum heat output
Power supply (internal)	+24 V \pm 3 %, 3.15 A, short circuit-proof 60 W total output power

12.5 Fuses

PCB	Remark	Rating for 230 V operating voltage	Rating for 110 V operating voltage	Fuse protection for:
Power supply	F1 Not replaceable	T 3.15 A	T 3.15 A	Power input fuse
Power supply	F2 Not replaceable	T 3.15 A	T 3.15 A	Power input fuse
Main board (MainPCB)	Fuse holder X200	T 4 A	T 6.3 A	Entire device
Main board (MainPCB)	Fuse holder X201	T 3.15 A	T 3.15 A	Power supply
Main board (MainPCB)	Fuse holder X202	F 3.15 A	F 5 A	Heater

12.6 Information on electromagnetic compatibility

12.6.1 Minimum distances between radiation source and medical electrical equipment

Medical electrical equipment is subject to special precautions with respect to electromagnetic compatibility (EMC).



Warning

Patient hazard from a device malfunction

Portable and mobile RF communication devices (radio devices including their accessories, such as antenna cables and external antennas) should not be used at a distance of less than 30 cm (12 inches) to the parts and lines of the device designated by the manufacturer. Failure to observe this information may have a negative impact on the performance characteristics of the device.

- Always maintain a distance of at least 30 cm between portable and mobile RF communication devices and the device.

Portable RF communications equipment may include the following radiation sources (examples):
cell phone, smartphone, tablet PC, cordless phone, notebook/laptop, wireless keyboard, wireless mouse, wireless speaker, wireless remote control.



Warning

Patient hazard from a device malfunction

The use of electrical accessories and cables other than those specified in the Instructions for Use can lead to an increase in electromagnetic emissions or a reduction in electromagnetic immunity of the device.

- Only use accessories and cables approved by the manufacturer.
-



Warning

Patient hazard from electromagnetic incompatibility between devices

The electromagnetic radiation of another device may cause the device to malfunction.

- Do not use the device directly next to or stacked with other devices.

If operation of the device near or stacked with other devices is required:

- Monitor the device to check for normal operation.

12.6.2 EMC guidance and manufacturer's declaration

- **Electromagnetic emissions**

Guidance and manufacturer's declaration – electromagnetic emissions		
The SILENCIA device is intended for use in the electromagnetic environment specified below. The customer or the user of the SILENCIA device should assure that it is used in such an environment.		
Emissions test	Compliance	Electromagnetic environment – guidance
RF emissions CISPR 11	Group 1, Class B	The SILENCIA device uses RF energy only for its internal function. Therefore, its RF emissions are very low and are not likely to cause any interference in nearby electronic equipment.
Harmonic emissions IEC 61000-3-2	Class A	
Voltage fluctuations/flicker emissions IEC 61000-3-3	Complies	The SILENCIA device is suitable for use in all establishments, including domestic establishments and those directly connected to the public low-voltage power supply network that supplies buildings used for domestic purposes.

- **Electromagnetic immunity**

Guidance and manufacturer's declaration – electromagnetic immunity			
The SILENCIA device is intended for use in the electromagnetic environment specified below. The customer or the user of the SILENCIA device should assure that it is used in such an environment.			
Immunity test	IEC 60601-1-2 test level	Compliance level	Electromagnetic environment – guidance
Electrostatic discharge (ESD) IEC 61000-4-2	±8 kV contact discharge ±15 kV air discharge	±8 kV contact discharge ±15 kV air discharge	Floors should be wood, concrete, or ceramic tile. If floors are covered with synthetic material, the relative humidity should be at least 30 %.
Electrical fast transient/burst IEC 61000-4-4	±2 kV for power supply lines +1 kV for input / output lines	±2 kV for power supply lines +1 kV for input / output lines	Mains power quality should be that of a typical commercial or hospital environment.
Surge IEC 61000-4-5	±1 kV voltage, line to line ±2 kV line(s) to earth	±1 kV voltage, line to line Not applicable	Mains power quality should be that of a typical commercial or hospital environment.
Voltage dips, short interruptions and voltage variations on power supply input lines IEC 61000-4-11	0 % U_T for 0.5 cycles at 0, 45, 90, 135, 180, 225, 270, and 315 degrees 0 % U_T for 1 cycle 70 % U_T for 25 cycles 0 % U_T for 250 cycles (5 s)	0 % U_T for 0.5 cycles at 0, 45, 90, 135, 180, 225, 270 and 315 degrees 0 % U_T for 1 cycle 70 % U_T for 25 cycles 0 % U_T for 250 cycles (5 s)	In the event of a power supply interruption, the device returns to the treatment mode when the power is restored.
Power frequency (50/60 Hz) magnetic field IEC 61000-4-8	30 A/m	30 A/m	Power frequency magnetic fields should be at levels characteristic of a typical location in a typical commercial or hospital environment.

Guidance and manufacturer's declaration – electromagnetic immunity			
The SILENCIA device is intended for use in the electromagnetic environment specified below. The customer or the user of the SILENCIA device should assure that it is used in such an environment.			
Immunity test	IEC 60601-1-2 test level	Compliance level	Electromagnetic environment – guidance
Note: U_T is the a.c. mains voltage prior to application of the test level.			
Conducted RF IEC 61000-4-6	3 V _{rms} 150 kHz to 80 MHz 6 V _{rms} in ISM and amateur radio bands between 150 kHz and 80 MHz	3 V _{rms} 6 V _{rms} in ISM and amateur radio bands	N/A
Radiated fields in close proximity in accordance with IEC 61000-4-39	8 A/m 30 kHz CW 65 A/m 134.2 kHz PM 2.1 kHz 7.5 A/m 13.56 MHz PM 50 kHz	8 A/m 30 kHz CW 65 A/m 134.2 kHz PM 2.1 kHz 7.5 A/m 13.56 MHz PM 50 kHz	N/A
Radiated RF IEC 61000-4-3	10 V/m 80 MHz to 2.7 GHz	10 V/m	N/A
Note: These guidelines may not apply in all situations. Electromagnetic propagation is affected by absorption and reflection from structures, objects, and people.			

- **Test specifications for IMMUNITY of COVERINGS against high-frequency wireless communication devices**

Test frequency	Frequency band	Radio-frequency communication service	Modulation	Maximum power	Distance	Immunity test level
[MHz]	[MHz]			[W]	[m]	[V/m]
385	380 to 390	TETRA 400	Pulse modulation 18 Hz	1.8	0.3	27
450	430 to 470	GMRS 460, FRS 460	FM ±5 kHz 1 kHz sine or Pulse modulation 18 Hz	2	0.3	28
710	704 to 787	LTE Band 13, 17	Pulse modulation 217 Hz	0.2	0.3	9
745						
780						
810	800 to 960	GMS 800/900 TETRA 800 IDEN 820 CDMA 850 LTE Band 5	Pulse modulation 18 Hz	2	0.3	28
870						
930						
1720	1700 to 1990	GMS 1800 CDMA 1900 GMS 1900 DECT LTE Band 1, 3, 4, 25 UMTS	Pulse modulation 217 Hz	2	0.3	28
1845						
1970						
2450	2400 to 2570	Bluetooth, WLAN 802.11 b/g/n, RFID 2450, LTE Band 7	Pulse modulation 217 Hz	2	0.3	28

Test frequency	Frequency band	Radio-frequency communication service	Modulation	Maximum power	Distance	Immunity test level
[MHz]	[MHz]			[W]	[m]	[V/m]
5240	5100 to 5800	WLAN 802.11 a/n	Pulse modulation 217 Hz	0.2	0.3	9
5500						
5785						

12.7 Operating conditions

Operating temperature range	+15 to +35 °C
Relative humidity	10 to 90 %
Atmospheric pressure	700 to 1100 hPa (approx. 3000 to -425 m altitude)
Stability	Maximum incline allowed: 5°
Stability during operation	Maximum incline allowed: 3°

12.8 Transport and storage conditions

Temperature	-15 to +60 °C
Relative humidity	10 to 90 %
Atmospheric pressure	500 to 1100 hPa

12.9 External connection options

Any additional equipment connected to this device must comply with the relevant IEC or ISO standards (e.g., IEC 60950-1 for information technology equipment).

Furthermore, all device configurations must comply with the requirements for medical electrical systems (see EN 60601-1:2006 section 16 and annex I).

Connecting the device to an IT network that contains components not installed and validated by the device manufacturer can introduce unknown risks for patients, operators or third parties. These risks must be identified, analyzed, evaluated and monitored by the responsible organization. For assistance, consult IEC 80001-1:2010 and annexes H6 and H7 of EN 60601-1:2006.

Any modification to an IT network that has been installed and validated by the device manufacturer can introduce new risks and therefore requires a repeat analysis.

Especially problematic activities:

- Changes to the IT network configuration
- Connecting additional components and devices to the IT network
- Removing components and devices from the IT network
- Updating or upgrading components and devices in the IT network

Note that local laws take priority over the above-mentioned normative requirements. Please address any queries to the local service support organization.

LAN

The LAN port is not accessible to the operator.

Interface for data exchange.

12.10 Battery

Battery

The battery is not accessible to the operator.

Lithium CR 1220/real-time clock (on carrier board)

12.11 Parameters

Inflow volume		Adjustment range	250 to 3000 ml
		Resolution	1 ml
		Tolerance	< 5 % or 15 g whichever is larger
Tidal inflow volume	Base Inflow volume	Adjustment range	500 to 3000 ml
		Tolerance	< 5 % or 15 g whichever is larger
	Tidal Inflow volume	Adjustment range	250 to 2750 ml
		Tolerance	< 5 % or 15 g whichever is larger
	Tidal Outflow volume	Adjustment range	250 to 3000 ml
		Tolerance	< 5 % or 15 g whichever is larger
Dwell duration*		Adjustment range	5 to 300 min
		Resolution	1 min
		Tolerance	±20 s
Number of STANDARD cycles		Adjustment range	1 to 15
		Resolution	1
Number of TIDAL cycles	Base cycles	Adjustment range	1 to 5
		Resolution	1
	Tidal cycles	Adjustment range	2 to 15
		Resolution	1
Inflow time		Depending on flow rate	–
Outflow time		Depending on flow rate	–
Dosing tolerance		< 5 % or 15 g whichever is larger	–
Balancing tolerance*		< 1 % or 10 g whichever is larger	–

Temperature*	Fixed patient inflow temperature	37 °C after 3 h pre-heating time
	Tolerance	28 to 39 °C
Technique and sensitivity of the safety system against overfilling	Volume balancing 10 % over maximum permitted inflow volume +30 ml	–
Audible signal silencing	The signal can be interrupted for 6 minutes.	–
Permitted patient volume	Adjustment range is 100 % to 120 % of the maximum prescribed inflow volume	Default value 110 %
Permitted residual volume	Adjustment range is 10 % to 50 % of maximum volume in patient	Default value 40 %
Permitted dwell duration reduction	Adjustment range is 0 % to 30 % of the prescribed dwell duration	Default value 15 %
Permitted reduction of the inflow volume	Not adjustable	15 % of the last prescribed cycle volume
Screen saver	Adjustment range	5 to 99 min

(* = essential performance for IEC 60601-2-39)

Temperature monitoring

A maximum limit of less than 41 °C at the patient connector has been defined.

When an alarm occurs, this is audibly signaled after a maximum of 60 seconds.

Scale

Max. load capacity: 35 kg
 Weighing range: 0 to 17 kg
 Resolution: 1 g
 Tolerance: ±5 g

12.12 Factory settings

Parameters	Factory setting
Preselected inflow volume	2000 ml
Maximum inflow volume	3000 ml
Preselected dwell duration	60 min
Permitted patient volume	110 %
Permitted residual volume	40 %
Permitted dwell duration reduction	15 %
Permitted reduction of the inflow volume	15 %
Additional outflow	Yes (with sound)
Access level	Selecting a prescription Other setting options: – No changes – Editing a prescription
Screen saver	5 min
Sound volume	Level 3 of 5
Brightness	Level 3 of 5

12.13 Materials used

- **Plastics and elastomers**

Abbreviation	Material	Usage
ABS	Rotec ABS 1001 FR V 04	Housing (injection molding)
PA	Frianyl B63 FK 1020 PA 6	Housing (injection molding)
DP180	DuroBest	Assembly blocks, mechanical protection (milled parts)
EPDM	Ethylene propylene diene monomer	Seals
–	Silicone	Seal
–	Silicone	Heating field
–	Epoxy fiberglass	PCBs
NR	Natural rubber	Elastomer bumpers

- **Metals**

Abbreviation	Material	Usage
–	1.0037 S235JR (stainless steel, structural steel)	Bent metal sheets
–	EN AW 5083 (aluminum)	Assembly blocks/plates, pedestal, sleeve
–	EN AW 6060 (aluminum)	Extruded profile/mount
–	1.4301 (stainless steel)	Tubular frame
–	Steel	Binding for elastomer bumpers
–	1.4034 (stainless steel)	Torsion spring

- **Batteries**

Abbreviation	Material	Usage
–	Lithium battery	

- **Auxiliary materials**

Abbreviation	Material	Usage
–	Loctite 243, 2701, 406	Thread locker
–	Thermal paste	Silicone heating field contacts

13 Definitions

13.1 Definitions and terms

Abdomen	Area of the torso between the chest and the pelvis
Acidosis	An overload of acids in the blood
Action system	System for controlling relevant device functions (e.g., heater, flow control, treatment progress, etc.)
Adhesion	Scar-like tissue adhesions, e.g., between bowel loops
Alkalosis	An excess of bases in the blood
Ascites	Accumulation of fluid in the peritoneal cavity due to illness
Aseptic	Sterile
Autoclave	To sterilize by subjecting to high pressure saturated steam
Bladder exstrophy	A congenital deformity that occurs when the bladder does not form as a hollow organ and is exposed on the abdominal wall
CCPD	Continuous cyclic peritoneal dialysis
Colostomy	An artificial relocation of the large intestine that attaches it to the skin surface
Cystic kidney	Pouches of fluid that form in the kidney
Diaphragmatic hernia	The abdominal organs are displaced to the chest cavity through a gap in the diaphragm
Dyspnoea	A subjective feeling of breathlessness or difficulty breathing
Edema	Swelling that occurs when a body part swells because fluid has collected in the tissue

Electrolyte disturbance	A deviation in the concentration of one or several ions dissolved in the blood (electrolytes, such as potassium, sodium, calcium, and phosphate) from the normal range
Encapsulating peritoneal sclerosis (EPS)	A rare and often severe disease of the peritoneum. It most frequently occurs as a late complication after PD and features thickening of the peritoneum as a result of scarring.
Exit-site infection	Reddening, inflammation, hardening, and/or tenderness around the site where the catheter exits the skin, mostly because of bacteria
Fibrosis	Hardening of an organ or tissue as a result of the formation of new connective tissue
Gastroschisis	A deformity in the anterior abdominal wall in which the abdomen is not completely closed and causes a prolapse of bowel loops
Hernia	A hernia occurs through a weak area in the abdominal wall, e.g., an inguinal hernia
Hydrothorax	Pathological collection of fluid in the thoracic cavity
Hyperlipidemia	An increase in the concentration of certain fats in the blood
Hypersensitivity reaction	Strong allergic reaction
Hyperthermia	Abnormally high body temperature
Hypervolemia	An increase in the volume of the blood in the circulatory system
Hypoalbuminemia	A decrease in the level of albumin in the blood
Hypokalemia	Potassium deficiency
Hypoproteinemia	A low concentration of total protein in the blood plasma
Hypotension	Blood pressure is too low




Hypovitaminosis	Diseases and disorders caused by a deficiency of vitamins
Hypovolemia	Lack of volume in the circulatory system, e.g., due to loss of blood
Ileal conduit	A surgical procedure during which an artificial urinary outlet is created
Ileostomy	A surgical procedure that relocates the small intestine and attaches it to the skin surface
Ischemic colitis	Damage to the large intestine (colon) caused by disrupted blood circulation
Malignant disease	The presence of cancer cells that could spread to other sites in the body (metastasize) or invade nearby (locally) and destroy tissues
Necrotizing enteritis	A severe inflammatory disease that affects the intestine
NIPD	Nightly intermittent peritoneal dialysis
Obliteration	The adhesion (atrophy) or closing of a vessel, a hollow organ, or a body cavity
Omphalocele	A congenital defect in the abdominal wall in which the abdominal organs are in a thin sack or a membrane protruding in front of the abdominal wall
Osmotic agent	Osmotically active substance that provokes removal of excess fluid, e.g., glucose, during PD
Peritoneum	A smooth tissue that forms the lining of the abdominal cavity
Peritonitis	Inflammation of the peritoneum
Pneumoperitoneum	An abdominal cavity filled with air or gas
Reflux	Return of acidic content from the stomach into the esophagus











Residual renal function (RRF)	The kidney function left after the patient has started dialysis treatment
Safety system	System for monitoring relevant parameters (e.g., temperature, weight, treatment progress, etc.)
Tachycardia	The condition when the heart rate exceeds 100 beats per minute for a prolonged time
Tunnel infection	Reddening, hardening with stretching, and/or tenderness from the site where the catheter exits from the skin and along the subcutaneous tunnel of the tunneled catheter
Ultrafiltration (UF)	Excess fluid in the body that is removed from the patient during PD

13.2 Abbreviations

MA	Maintenance procedures
TSC	Technical Safety Checks

13.3 Symbols

Symbol	Description
IP21	Degree of protection against ingress of foreign objects and liquids 2: Protection against touch and foreign bodies with a diameter greater than 12.5 mm 1: Protection against vertically falling water drops
	Type of applied part (degree of patient protection) Type BF
	Device protection against electric shock: Protection class II
 0123	The CE marking documents compliance with the current European medical device regulations. Notified body: TÜV SÜD Product Service GmbH (0123)

Symbol	Description
	Identification of electrical and electronic devices (Do not dispose of the device with household waste.)
	Manufacturer symbol
	Serial number
	Medical Device
 2	Unique Device Identification
	Follow Instructions for Use
	Warning: Tipping hazard when pushing or leaning against the device
	Temperature limitation (operating conditions)
	Atmospheric pressure limits (operating conditions)
	Relative humidity limits (operating conditions)

13.4 Certificates

The device is approved according to the Medical Device Regulation (MDR) as a class IIb medical device in the European Union (EU).

The current versions of the EC certificates will be provided by your local service support organization on request.

14 Options

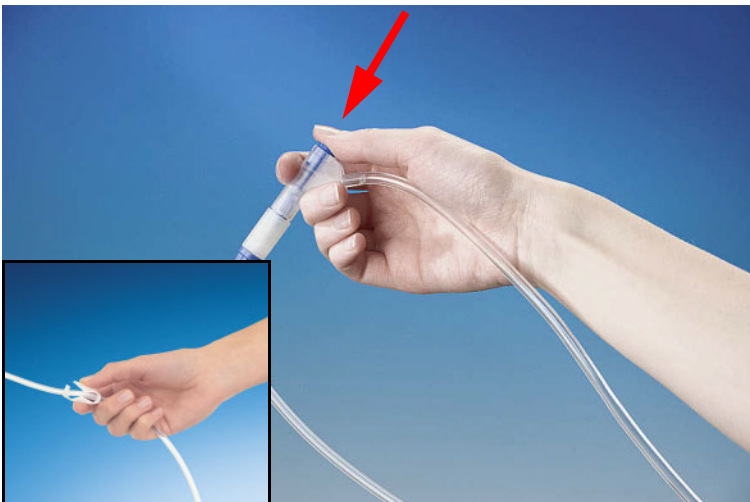
Chapter without content.

15 Appendix

15.1 Disconnection with PIN Reload

PIN Reload should be used in combination with the "Pause treatment" option (see Chapter 4.8.2 on page 149).

- Before disconnecting from the device have the following ready:
 - Disinfection cap
 - PIN Reload
 - Face mask
 - Hand disinfectant



-
- Turn the blue knob on the patient connector clockwise.
 - Then firmly push the blue knob into the patient connector.
 - Close the white clamp on the catheter extension.



-
- Insert the patient connector in the organizer.
 - Place a new disinfection cap into the holder of the organizer.
 - Place the PIN Reload into the other holder of the organizer.



-
- Put on the face mask.
 - Disinfect your hands and dry them carefully.



-
- Unscrew and discard the closing cap of the new disinfection cap.
 - Unscrew the catheter extension system connector from the patient connector on the tubing system.
 - Screw the catheter extension system connector with the PIN firmly onto the new disinfection cap.



-
- Unscrew the PIN Reload and screw it onto the patient connector.



-
- Pull the closed catheter extension straight (without turning it) out of the organizer.

15.2 Connection with PIN Reload



-
- Ensure that the patient connector (1) sits firmly in the organizer and that it is securely closed with the PIN Reload (2).
 - Remove the catheter extension from your clothing.
 - Wash and dry your hands thoroughly according to the instructions of the PD center.
 - Place the catheter extension into the holder of the organizer.



-
- Put on the face mask.
 - Disinfect your hands.




- Push the syringe plunger in fully to place the PIN into the patient connector.



- Unscrew the empty PIN Reload from the patient connector and discard it.
- Visually check that the PIN was released correctly. If not, repeat the procedure with a new PIN Reload.



- Unscrew the system connector of the catheter extension from the disinfection cap.
- Screw the catheter extension system connector directly onto the patient connector on the tubing system.
- Open the white clamp on the catheter extension.



-
- Remove the patient connector from the organizer.
 - Turn the blue knob counterclockwise to prevent an accidental release of the PIN.
 - Continue the treatment.

15.3 Instructions on the use of “Free software”

Contents

- A. Peritoneal dialysis device – “Free software”
- B. Note required according to German Medical Devices Act
- C. Information and remarks on the free software contained in the SILENCIA

A. Peritoneal dialysis device – “Free software”

In addition to other software, the peritoneal dialysis device contains what is called “free software” which is subject to license conditions deviating from those of the proprietary software protected for Fresenius Medical Care and their licensors.

Some of the license conditions pertaining to such free software provide that Fresenius Medical Care is authorized to distribute the peritoneal dialysis device only if the accompanying documentation contains special information and notes, supplies license conditions and/or provides the source code of such free software. Fresenius Medical Care meets these requirements by providing the copyright notices, remarks and license texts contained in Section C. below. Please note that, if such information is printed in two languages, the English version has priority.

However, the privileges granted by copyright according to Section C. and the license texts contained therein, which relate to such free software, do not include the right to make modifications to the peritoneal dialysis device and subsequently continue use of the device with these modifications. On the contrary, the German Medical Devices Act prohibits any further operation of the peritoneal dialysis device once the software contained therein has been modified, because any medical device may only be operated in the form certified. For this reason, Section B. contains an appropriate note. In such a case, Fresenius Medical Care will stop any further technical support for the device involved. In addition, such modifications and/or manipulations may result in the extinction of warranty claims against Fresenius Medical Care or other vendors of the peritoneal dialysis device in the event a claim has arisen or might arise in respect thereto. Any utilization of the free software contained in the peritoneal dialysis device in a manner other than that required during proper operation of the system will be solely at your own risk.

Please also note that the powers listed in Section C. apply only to the “free software” mentioned therein. Any other software contained in the peritoneal dialysis device is protected by copyright for the benefit of Fresenius and their licensors and may be used only as intended for the peritoneal dialysis device.

Both the GNU General Public License (GPL) and the GNU Lesser General Public License (LGPL) are supplied with this device. You can also download these license conditions from the Internet.

For GPL, please refer to: <http://www.gnu.org/copyleft/gpl.html>

For LGPL, please refer to: <http://www.gnu.org/copyleft/lesser.html>

B. Note required according to German Medical Devices Act

This medical device has been certified together with the Toradex Linux 9 operating system software. Any modification to the software contained in this medical device, including the operating system software, may result in the medical device losing its conformity with the regulations of the German Medical Devices Act and in losing its right to bear the CE mark. Anyone operating a medical device without a valid CE mark according to the Medical Device Directive 93/42/EEC is liable to be prosecuted. According to Section 41 MPG (Medizinproduktegesetz, German Medical Devices Act), he or she may be sentenced to up to one year of imprisonment or may be fined. In addition, anyone modifying the software contained in this medical device or allowing such a modification will also be subject to product liability against third parties who might be injured.

C. Information and remarks on the free software contained in the peritoneal dialysis device

alsa-lib:

LGPLv2.1 & GPLv2

Copyright (c) 2003 by Abramo Bagnara <abramo@alsa-project.org>

alsa-utils

GPLv2

base-files

GPLv2

base-passwd

GPLv2

bash

GPLv2

busybox

GPLv2 & bzip2

Copyright (C) 1996-2010 Julian R Seward (lilbzip2)

bzip2

bzip2

Copyright (C) 1996-2010 Julian R Seward

ca-certificates

GPLv2

2003 Fumitoshi UKAI <ukai@debian.or.jp>

2009 Philipp Kern <pkern@debian.org>

2011 Michael Shuler <michael@pbandjelly.org>

cairo

LGPLv2.1

canutils

GPLv2

coreutils

GPLv2

curl

MIT

Copyright (c) 1996 - 2016, Daniel Stenberg

dropbear

MIT & BSD-3-Clause & BSD-2-Clause & PD
Copyright (c) 2002-2015 Matt Johnston
Copyright (c) 2004 Mihnea Stoenescu
Copyright (c) 1995 Tatu Ylonen (openssh files)
Copyright 1997-2003 Simon Tatham (PuTTY)
Copyright 2008, Google Inc. (curve25519-donna)

eudev

GPLv2 & LGPLv2.1

expat

MIT
Copyright (c) 1998-2000 Thai Open Source Software
Center Ltd and Clark Cooper
Copyright (c) 2001-2016 Expat maintainers

fontconfig

MIT-style & MIT & PD
Copyright © 2000,2001,2002,2003,2004,2006,2007 Keith Packard
Copyright © 2005 Patrick Lam
Copyright © 2009 Roozbeh Pournader
Copyright © 2008,2009 Red Hat, Inc.
Copyright © 2008 Danilo Šegan
Copyright © 2012 Google, Inc

freetype

FreeType
Copyright 1996-2002, 2006 by David Turner, Robert Wilhelm, and Werner Lemberg

gcc-runtime

GPLv3-with-GCC-exception

gd

GD
see license text for detailed copyright information

gdbm

GPLv2

glib-2.0

LGPLv2 & BSD & PD
Copyright (C) 1998 Tim Janik (gmodule)
Copyright (C) 1995-1997 Peter Mattis, Spencer Kimball and Josh MacDonald (glib)
Copyright (c) 1997-2012 University of Cambridge (pcrc)

glibc

LGPLv2.1
Copyright 1992, 1993, 1994, 1997 Henry Spencer

glibc-locale

GPLv2 & LGPLv2.1

gmp

GPLv2

gnuplot

gnuplot
Copyright 1986 - 1993, 1998, 2004 Thomas Williams, Colin Kelley

gnutls

LGPLv2.1

harfbuzz

MIT
Copyright © 2010,2011,2012 Google, Inc.
Copyright © 2012 Mozilla Foundation
Copyright © 2011 Codethink Limited
Copyright © 2008,2010 Nokia Corporation and/or its subsidiary(-ies)
Copyright © 2009 Keith Stribley
Copyright © 2009 Martin Hosken and SIL International
Copyright © 2007 Chris Wilson
Copyright © 2006 Behdad Esfahbod
Copyright © 2005 David Turner
Copyright © 2004,2007,2008,2009,2010 Red Hat, Inc. Copyright © 1998-2004 David Turner and Werner Lemberg

icu

icu
Copyright (c) 1995-2012 International Business Machines

init-ifupdown

GPLv2
Copyright 1994-2010 Peter Tobias, Anthony Towns and Marco d'Itri

initscripts

GPLv2

iproute2

GPLv2

iptables

GPLv2

Copyright 2000-2002 by the netfilter coreteam <coreteam@netfilter.org>:

Paul 'Rusty' Russell <rusty@rustcorp.com.au>

Marc Boucher <marc+nf@mbsi.ca>

James Morris <jmorris@intercode.com.au>

Harald Welte <laforge@gnumonks.org>

Jozsef Kadlecsek <kadlec@blackhole.kfki.hu>

kbd

GPLv2

Copyright (C) 1992 Rickard E. Faith

Copyright (C) 1993 Risto Kankkunen

Copyright (C) 1993 Eugene G. Crosser

Copyright (C) 1994 H. Peter Anvin

Copyright (C) 1994-1999 Andries E. Brouwer

Copyright (C) 1994 by Jon Tombs

Copyright (C) 2011 Alexey Gladkov

Copyright (C) 2011 Canonical Ltd.

Copyright (C) 1994-1998 Michael K. Johnson

Copyright (C) 2002-2006 Dmitry V. Levin

kmod

LGPLv2

Leptonica

BSD 2

Copyright (C) 2001 Leptonica

libffi

MIT

Copyright (c) 1996-2014 Anthony Green, Red Hat, Inc and others.

libgcc

GPLv3-with-GCC-exception

libidn

LGPLv2.1

Copyright (C) 2002-2015 Simon Josefsson

libjpeg-turbo

BSD-3-Clause

Copyright (C) 1991-1997, Thomas G. Lane.

Modified 2013 by Guido Vollbeding.

libjpeg-turbo Modifications:

Copyright (C) 2010-2011, 2013-2016, D. R. Commander.

Copyright (C) 2015, Google, Inc.

libpam

BSD

libpcre

BSD

Copyright (c) 1997-2016 University of Cambridge

Copyright(c) 2010-2016 Zoltan Herczeg

Copyright (c) 2007-2012, Google Inc.

libpng

Libpng

see license text for detailed copyright information

libsocketcan

LGPLv2.1

Copyright (C) 2009 Luotao Fu <l.fu@pengutronix.de>

libusb1

LGPLv2.1

libx11

MIT & MIT-style & BSD

see license text for detailed copyright information the license text is printed in subsection 6.21

libxau

MIT-style

Copyright 1988, 1993, 1994, 1998 The Open Group

libxcb

MIT

Copyright (C) 2001-2006 Bart Massey, Jamey Sharp, and Josh Triplett

libxdmcp

MIT-style

Copyright 1989, 1998 The Open Group

libxext

MIT-style

see license text for detailed copyright information the license text is printed in subsection 6.22

libxft

MIT

Copyright © 2001,2003 Keith Packard

libxrender

MIT-style
Copyright © 2001,2003 Keith Packard Copyright © 2000 SuSE, Inc.

lighttpd

BSD
Copyright (c) 2004, Jan Kneschke, incremental

linux-windriver Toradex

GPLv2

mingetty

GPLv2

modutils-initscripts

PD

ncurses

MIT
Copyright (c) 1999-2004,2005 Free Software Foundation, Inc.

netbase

GPLv2
Copyright 1994-2010 Peter Tobias, Anthony Towns and Marco d'Itri

nettle

GPLv2
Copyright (C) 2011 Niels Möller
Copyright (C) 2010, 2011 Simon Josefsson
Copyright (C) 2003, 2004, 2005 Free Software Foundation, Inc.

openssh

BSD
see license text for detailed copyright information the license text is printed in subsection 6.23

openssl

openssl
see license text for detailed copyright information the license text is printed in subsection 6.17

opkg-utils

GPLv2
Copyright (C) 2001 Alexander S. Guy <a7r@andern.org>

os-release

MIT

packagegroup-core-boot

MIT

pango

LGPLv2

pixman

MIT & MIT-style & PD
Copyright 1987, 1988, 1989, 1998 The Open Group
Copyright 1987, 1988, 1989 Digital Equipment Corporation
Copyright 1999, 2004, 2008 Keith Packard
Copyright 2000 SuSE, Inc.
Copyright 2000 Keith Packard, member of The XFree86 Project, Inc.
Copyright 2004, 2005, 2007, 2008, 2009, 2010 Red Hat, Inc.
Copyright 2004 Nicholas Miell
Copyright 2005 Lars Knoll & Zack Rusin, Trolltech
Copyright 2005 Trolltech AS
Copyright 2007 Luca Barbato
Copyright 2008 Aaron Plattner, NVIDIA Corporation
Copyright 2008 Rodrigo Kumpera
Copyright 2008 André Tupinambá
Copyright 2008 Mozilla Corporation
Copyright 2008 Frederic Plourde
Copyright 2009, Oracle and/or its affiliates. All rights reserved.
Copyright 2009, 2010 Nokia Corporation

pointercal

MIT

python

PSFv2

readline

GPLv2

run-postinsts

MIT

shadow

BSD
Copyright (c) 1989 - 1994, Julianne Frances Haugh
Copyright (c) 1996 - 2000, Marek Michałkiewicz
Copyright (c) 2001 - 2006, Tomasz Kłoczko
Copyright (c) 2007 - 2011, Nicolas François

shadow-security

MIT

sysvinit
 GPLv2
 Copyright (C) 1991-2004 Miquel van Smoorenburg

sysvinit-inittab
 GPLv2

Tesseract
 Apache 2

tiff
 BSD-2-Clause
 Copyright (c) 1988-1997 Sam Leffler
 Copyright (c) 1991-1997 Silicon Graphics, Inc.

tslib
 LGPLv2

u-boot
 GPLv2

update-rc.d
 GPLv2
 Copyright (c) 2003, 2004 Phil Blundell

util-linux
 GPLv2 & LGPLv2.1 & BSD

wr-init
 MIT

xerces-c
 Apache-2.0

xz
 PD

zlib
 Zlib
 Copyright (C) 1995-2013 Jean-loup Gailly and Mark Adler

1. Apache-2.0

Apache License
 Version 2.0, January 2004
<http://www.apache.org/licenses/>

TERMS AND CONDITIONS FOR USE, REPRODUCTION, AND DISTRIBUTION

1. Definitions.

"License" shall mean the terms and conditions for use, reproduction, and distribution as defined by Sections 1 through 9 of this document.

"Licensor" shall mean the copyright owner or entity authorized by the copyright owner that is granting the License.

"Legal Entity" shall mean the union of the acting entity and all other entities that control, are controlled by, or are under common control with that entity. For the purposes of this definition, "control" means (i) the power, direct or indirect, to cause the direction or management of such entity, whether by contract or otherwise, or (ii) ownership of fifty percent (50 %) or more of the outstanding shares, or (iii) beneficial ownership of such entity.

"You" (or "Your") shall mean an individual or Legal Entity exercising permissions granted by this License.

"Source" form shall mean the preferred form for making modifications, including but not limited to software source code, documentation source, and configuration files.

"Object" form shall mean any form resulting from mechanical transformation or translation of a Source form, including but not limited to compiled object code, generated documentation, and conversions to other media types.

"Work" shall mean the work of authorship, whether in Source or Object form, made available under the License, as indicated by a copyright notice that is included in or attached to the work (an example is provided in the Appendix below).

"Derivative Works" shall mean any work, whether in Source or Object form, that is based on (or derived from) the Work and for which the editorial revisions, annotations, elaborations, or other modifications represent, as a whole, an original work of authorship. For the purposes of this License, Derivative Works shall not include works that remain separable from, or merely link (or bind by name) to the interfaces of, the Work and Derivative Works thereof.

"Contribution" shall mean any work of authorship, including the original version of the Work and any modifications or additions to that Work or Derivative Works thereof, that is intentionally submitted to Licensor for inclusion in the Work by the copyright owner or by an individual or Legal Entity authorized to submit on behalf of the copyright owner. For the purposes of this definition, "submitted" means any form of electronic, verbal, or written communication sent to the Licensor or its representatives, including but not limited to communication on electronic mailing lists, source code control systems, and issue tracking systems that are managed by, or on behalf of, the Licensor for the purpose of discussing and improving the Work, but excluding communication that is conspicuously marked or otherwise designated in writing by the copyright owner as "Not a Contribution."

"Contributor" shall mean Licensor and any individual or Legal Entity on behalf of whom a Contribution has been received by Licensor and subsequently incorporated within the Work.

2. Grant of Copyright License. Subject to the terms and conditions of this License, each Contributor hereby grants to You a perpetual, worldwide, non-exclusive, no-charge, royalty-free, irrevocable copyright license to reproduce, prepare Derivative Works of, publicly display, publicly perform, sublicense, and distribute the Work and such Derivative Works in Source or Object form.

3. Grant of Patent License. Subject to the terms and conditions of this License, each Contributor hereby grants to You a perpetual, worldwide, non-exclusive, no-charge, royalty-free, irrevocable (except as stated in this section) patent license to make, have made, use, offer to sell, sell, import, and otherwise transfer the Work, where such license applies only to those patent claims licensable by such Contributor that are necessarily infringed by their Contribution(s) alone or by combination of their Contribution(s) with the Work to which such Contribution(s) was submitted. If You institute patent litigation against any entity (including a cross-claim or counterclaim in a lawsuit) alleging that the Work or a Contribution incorporated within the Work constitutes direct or contributory patent infringement, then any patent licenses granted to You under this License for that Work shall terminate as of the date such litigation is filed.

4. Redistribution. You may reproduce and distribute copies of the Work or Derivative Works thereof in any medium, with or without modifications, and in Source or Object form, provided that You meet the following conditions:

- (a) You must give any other recipients of the Work or Derivative Works a copy of this License; and
- (b) You must cause any modified files to carry prominent notices stating that You changed the files; and
- (c) You must retain, in the Source form of any Derivative Works that You distribute, all copyright, patent, trademark, and attribution notices from the Source form of the Work, excluding those notices that do not pertain to any part of the Derivative Works; and
- (d) If the Work includes a "NOTICE" text file as part of its distribution, then any Derivative Works that You distribute must include a readable copy of the attribution notices contained within such NOTICE file, excluding those notices that do not pertain to any part of the Derivative Works, in at least one of the following places: within a NOTICE text file distributed as part of the Derivative Works; within the Source form or documentation, if provided along with the Derivative Works; or, within a display generated by the Derivative Works, if and wherever such third-party notices normally appear. The contents of the NOTICE file are for informational purposes only and do not modify the License. You may add Your own attribution notices within Derivative Works that You distribute, alongside or as an addendum to the NOTICE text from the Work, provided that such additional attribution notices cannot be construed as modifying the License.

You may add Your own copyright statement to Your modifications and may provide additional or different license terms and conditions for use, reproduction, or distribution of Your modifications, or for any such Derivative Works as a whole, provided Your use, reproduction, and distribution of the Work otherwise complies with the conditions stated in this License.

5. Submission of Contributions. Unless You explicitly state otherwise, any Contribution intentionally submitted for inclusion in the Work by You to the Licensor shall be under the terms and conditions of this License, without any additional terms or conditions. Notwithstanding the above, nothing herein shall supersede or modify the terms of any separate license agreement you may have executed with Licensor regarding such Contributions.

6. Trademarks. This License does not grant permission to use the trade names, trademarks, service marks, or product names of the Licensor, except as required for reasonable and customary use in describing the origin of the Work and reproducing the content of the NOTICE file.

7. Disclaimer of Warranty. Unless required by applicable law or agreed to in writing, Licensor provides the Work (and each Contributor provides its Contributions) on an "AS IS" BASIS, WITHOUT WARRANTIES OR CONDITIONS OF ANY KIND, either express or implied, including, without limitation, any warranties or conditions of TITLE, NON-INFRINGEMENT, MERCHANTABILITY, or FITNESS FOR A PARTICULAR PURPOSE. You are solely responsible for determining the appropriateness of using or redistributing the Work and assume any risks associated with Your exercise of permissions under this License.

8. Limitation of Liability. In no event and under no legal theory, whether in tort (including negligence), contract, or otherwise, unless required by applicable law (such as deliberate and grossly negligent acts) or agreed to in writing, shall any Contributor be liable to You for damages, including any direct, indirect, special, incidental, or consequential damages of any character arising as a result of this License or out of the use or inability to use the Work (including but not limited to damages for loss of goodwill, work stoppage, computer failure or malfunction, or any and all other commercial damages or losses), even if such Contributor has been advised of the possibility of such damages.

9. Accepting Warranty or Additional Liability. While redistributing the Work or Derivative Works thereof, You may choose to offer, and charge a fee for, acceptance of support, warranty, indemnity, or other liability obligations and/or rights consistent with this License. However, in accepting such obligations, You may act only on Your own behalf and on Your sole responsibility, not on behalf of any other Contributor, and only if You agree to indemnify, defend, and hold each Contributor harmless for any liability incurred by, or claims asserted against, such Contributor by reason of your accepting any such warranty or additional liability.

END OF TERMS AND CONDITIONS

APPENDIX: How to apply the Apache License to your work. To apply the Apache License to your work, attach the following boilerplate notice, with the fields enclosed by brackets "[]" replaced with your own identifying information. (Don't include the brackets!) The text should be enclosed in the appropriate comment syntax for the file format. We also recommend that a file or class name and description of purpose be included on the same "printed page" as the copyright notice for easier identification within third-party archives.

Copyright [yyyy] [name of copyright owner]

Licensed under the Apache License, Version 2.0 (the "License"); you may not use this file except in compliance with the License. You may obtain a copy of the License at

<http://www.apache.org/licenses/LICENSE-2.0>

Unless required by applicable law or agreed to in writing, software distributed under the License is distributed on an "AS IS" BASIS, WITHOUT WARRANTIES OR CONDITIONS OF ANY KIND, either express or implied. See the License for the specific language governing permissions and limitations under the License.

2. BSD

Copyright (c) The Regents of the University of California. All rights reserved.

Redistribution and use in source and binary forms, with or without modification, are permitted provided that the following conditions are met:

- 1. Redistributions of source code must retain the above copyright notice, this list of conditions and the following disclaimer.
- 2. Redistributions in binary form must reproduce the above copyright notice, this list of conditions and the following disclaimer in the documentation and/or other materials provided with the distribution.
- 3. Neither the name of the University nor the names of its contributors may be used to endorse or promote products derived from this software without specific prior written permission.

THIS SOFTWARE IS PROVIDED BY THE REGENTS AND CONTRIBUTORS "AS IS" AND ANY EXPRESS OR IMPLIED WARRANTIES, INCLUDING, BUT NOT LIMITED TO, THE IMPLIED WARRANTIES OF MERCHANTABILITY AND FITNESS FOR A PARTICULAR PURPOSE ARE DISCLAIMED. IN NO EVENT SHALL THE REGENTS OR CONTRIBUTORS BE LIABLE FOR ANY DIRECT, INDIRECT, INCIDENTAL, SPECIAL, EXEMPLARY, OR CONSEQUENTIAL DAMAGES (INCLUDING, BUT NOT LIMITED TO, PROCUREMENT OF SUBSTITUTE GOODS OR SERVICES; LOSS OF USE, DATA, OR PROFITS; OR BUSINESS INTERRUPTION) HOWEVER CAUSED AND ON ANY THEORY OF LIABILITY, WHETHER IN CONTRACT, STRICT LIABILITY, OR TORT (INCLUDING NEGLIGENCE OR OTHERWISE) ARISING IN ANY WAY OUT OF THE USE OF THIS SOFTWARE, EVEN IF ADVISED OF THE POSSIBILITY OF SUCH DAMAGE.

3. BSD-2-Clause

The FreeBSD Copyright

Copyright 1992-2010 The FreeBSD Project. All rights reserved.

Redistribution and use in source and binary forms, with or without modification, are permitted provided that the following conditions are met:

Redistributions of source code must retain the above copyright notice, this list of conditions and the following disclaimer.

Redistributions in binary form must reproduce the above copyright notice, this list of conditions and the following disclaimer in the documentation and/or other materials provided with the distribution.

THIS SOFTWARE IS PROVIDED BY THE FREEBSD PROJECT "AS IS" AND ANY EXPRESS OR IMPLIED WARRANTIES, INCLUDING, BUT NOT LIMITED TO, THE IMPLIED WARRANTIES OF MERCHANTABILITY AND FITNESS FOR A PARTICULAR PURPOSE ARE DISCLAIMED. IN NO EVENT SHALL THE FREEBSD PROJECT OR CONTRIBUTORS BE LIABLE FOR ANY DIRECT, INDIRECT, INCIDENTAL, SPECIAL, EXEMPLARY, OR CONSEQUENTIAL DAMAGES (INCLUDING, BUT NOT LIMITED TO, PROCUREMENT OF SUBSTITUTE GOODS OR SERVICES; LOSS OF USE, DATA, OR PROFITS; OR BUSINESS INTERRUPTION) HOWEVER CAUSED AND ON ANY THEORY OF LIABILITY, WHETHER IN CONTRACT, STRICT LIABILITY, OR TORT (INCLUDING NEGLIGENCE OR OTHERWISE) ARISING IN ANY WAY OUT OF THE USE OF THIS SOFTWARE, EVEN IF ADVISED OF THE POSSIBILITY OF SUCH DAMAGE.

The views and conclusions contained in the software and documentation are those of the authors and should not be interpreted as representing official policies, either expressed or implied, of the FreeBSD Project.

4. BSD-3-Clause

Copyright (c) <YEAR>, <OWNER> All rights reserved.

Redistribution and use in source and binary forms, with or without modification, are permitted provided that the following conditions are met:

Redistributions of source code must retain the above copyright notice, this list of conditions and the following disclaimer.

Redistributions in binary form must reproduce the above copyright notice, this list of conditions and the following disclaimer in the documentation and/or other materials provided with the distribution.

Neither the name of the <ORGANIZATION> nor the names of its contributors may be used to endorse or promote products derived from this software without specific prior written permission.

THIS SOFTWARE IS PROVIDED BY THE COPYRIGHT HOLDERS AND CONTRIBUTORS "AS IS" AND ANY EXPRESS OR IMPLIED WARRANTIES, INCLUDING, BUT NOT LIMITED TO, THE IMPLIED WARRANTIES OF MERCHANTABILITY AND FITNESS FOR A PARTICULAR PURPOSE ARE DISCLAIMED. IN NO EVENT SHALL THE COPYRIGHT HOLDER OR CONTRIBUTORS BE LIABLE FOR ANY DIRECT, INDIRECT, INCIDENTAL, SPECIAL, EXEMPLARY, OR CONSEQUENTIAL DAMAGES (INCLUDING, BUT NOT LIMITED TO, PROCUREMENT OF SUBSTITUTE GOODS OR SERVICES; LOSS OF USE, DATA, OR PROFITS; OR BUSINESS INTERRUPTION) HOWEVER CAUSED AND ON ANY THEORY OF LIABILITY, WHETHER IN CONTRACT, STRICT LIABILITY, OR TORT (INCLUDING NEGLIGENCE OR OTHERWISE) ARISING IN ANY WAY OUT OF THE USE OF THIS SOFTWARE, EVEN IF ADVISED OF THE POSSIBILITY OF SUCH DAMAGE.

5. bzip2

This program, "bzip2", the associated library "libbzip2", and all documentation, are copyright (C) 1996-2010 Julian R Seward. All rights reserved.

Redistribution and use in source and binary forms, with or without modification, are permitted provided that the following conditions are met:

1. Redistributions of source code must retain the above copyright notice, this list of conditions and the following disclaimer.
2. The origin of this software must not be misrepresented; you must not claim that you wrote the original software. If you use this software in a product, an acknowledgment in the product documentation would be appreciated but is not required.
3. Altered source versions must be plainly marked as such, and must not be misrepresented as being the original software.
4. The name of the author may not be used to endorse or promote products derived from this software without specific prior written permission.

THIS SOFTWARE IS PROVIDED BY THE AUTHOR "AS IS" AND ANY EXPRESS OR IMPLIED WARRANTIES, INCLUDING, BUT NOT LIMITED TO, THE IMPLIED WARRANTIES OF MERCHANTABILITY AND FITNESS FOR A PARTICULAR PURPOSE ARE DISCLAIMED. IN NO EVENT SHALL THE AUTHOR BE LIABLE FOR ANY DIRECT, INDIRECT, INCIDENTAL, SPECIAL, EXEMPLARY, OR CONSEQUENTIAL DAMAGES (INCLUDING, BUT NOT LIMITED TO, PROCUREMENT OF SUBSTITUTE GOODS OR SERVICES; LOSS OF USE, DATA, OR PROFITS; OR BUSINESS INTERRUPTION) HOWEVER CAUSED AND ON ANY THEORY OF LIABILITY, WHETHER IN CONTRACT, STRICT LIABILITY, OR TORT (INCLUDING NEGLIGENCE OR OTHERWISE) ARISING IN ANY WAY OUT OF THE USE OF THIS SOFTWARE, EVEN IF ADVISED OF THE POSSIBILITY OF SUCH DAMAGE.

Julian Seward, jseward@bzip.org
bzip2/libbzip2 version 1.0.6 of 6 September 2010

6. FreeType

The FreeType Project LICENSE

2006-Jan-27

Copyright 1996-2002, 2006 by
David Turner, Robert Wilhelm, and Werner Lemberg

Introduction

The FreeType Project is distributed in several archive packages; some of them may contain, in addition to the FreeType font engine, various tools and contributions which rely on, or relate to, the FreeType Project.

This license applies to all files found in such packages, and which do not fall under their own explicit license. The license affects thus the FreeType font engine, the test programs, documentation and makefiles, at the very least.

This license was inspired by the BSD, Artistic, and IJG (Independent JPEG Group) licenses, which all encourage inclusion and use of free software in commercial and freeware products alike. As a consequence, its main points are that:

- o We don't promise that this software works. However, we will be interested in any kind of bug reports. ('as is' distribution)
- o You can use this software for whatever you want, in parts or full form, without having to pay us. ('royalty-free' usage)
- o You may not pretend that you wrote this software. If you use it, or only parts of it, in a program, you must acknowledge somewhere in your documentation that you have used the FreeType code. ('credits')

We specifically permit and encourage the inclusion of this software, with or without modifications, in commercial products. We disclaim all warranties covering The FreeType Project and assume no liability related to The FreeType Project.

Finally, many people asked us for a preferred form for a credit/disclaimer to use in compliance with this license. We thus encourage you to use the following text:

Portions of this software are copyright @ <year> The FreeType Project (www.freetype.org). All rights reserved.

Please replace <year> with the value from the FreeType version you actually use.

Legal Terms

0. Definitions

Throughout this license, the terms 'package', 'FreeType Project', and 'FreeType archive' refer to the set of files originally distributed by the authors (David Turner, Robert Wilhelm, and Werner Lemberg) as the 'FreeType Project', be they named as alpha, beta or final release.

'You' refers to the licensee, or person using the project, where 'using' is a generic term including compiling the project's source code as well as linking it to form a 'program' or 'executable'. This program is referred to as 'a program using the FreeType engine'.

This license applies to all files distributed in the original FreeType Project, including all source code, binaries and documentation, unless otherwise stated in the file in its

original, unmodified form as distributed in the original archive. If you are unsure whether or not a particular file is covered by this license, you must contact us to verify this.

The FreeType Project is copyright (C) 1996-2000 by David Turner, Robert Wilhelm, and Werner Lemberg. All rights reserved except as specified below.

1. No Warranty

THE FREETYPE PROJECT IS PROVIDED 'AS IS' WITHOUT WARRANTY OF ANY KIND, EITHER EXPRESS OR IMPLIED, INCLUDING, BUT NOT LIMITED TO, WARRANTIES OF MERCHANTABILITY AND FITNESS FOR A PARTICULAR PURPOSE. IN NO EVENT WILL ANY OF THE AUTHORS OR COPYRIGHT HOLDERS BE LIABLE FOR ANY DAMAGES CAUSED BY THE USE OR THE INABILITY TO USE, OF THE FREETYPE PROJECT.

2. Redistribution

This license grants a worldwide, royalty-free, perpetual and irrevocable right and license to use, execute, perform, compile, display, copy, create derivative works of, distribute and

sublicense the FreeType Project (in both source and object code forms) and derivative works thereof for any purpose; and to authorize others to exercise some or all of the rights granted herein, subject to the following conditions:

- o Redistribution of source code must retain this license file ('FTL.TXT') unaltered; any additions, deletions or changes to the original files must be clearly indicated in accompanying documentation. The copyright notices of the unaltered, original files must be preserved in all copies of source files.

- o Redistribution in binary form must provide a disclaimer that states that the software is based in part of the work of the FreeType Team, in the distribution documentation. We also encourage you to put an URL to the FreeType web page in your documentation, though this isn't mandatory.

These conditions apply to any software derived from or based on the FreeType Project, not just the unmodified files. If you use our work, you must acknowledge us. However, no fee need be paid to us.

3. Advertising

Neither the FreeType authors and contributors nor you shall use the name of the other for commercial, advertising, or promotional purposes without specific prior written permission.

We suggest, but do not require, that you use one or more of the following phrases to refer to this software in your documentation or advertising materials: 'FreeType Project', 'FreeType Engine', 'FreeType library', or 'FreeType Distribution'.

As you have not signed this license, you are not required to accept it. However, as the FreeType Project is copyrighted material, only this license, or another one contracted with the authors, grants you the right to use, distribute, and modify it. Therefore, by using, distributing, or modifying the FreeType Project, you indicate that you understand and accept all the terms of this license.

4. Contacts

There are two mailing lists related to FreeType:

- o freetype@nongnu.org

Discusses general use and applications of FreeType, as well as future and wanted additions to the library and distribution. If you are looking for support, start in this list if you haven't found anything to help you in the documentation.

- o freetype-devel@nongnu.org

Discusses bugs, as well as engine internals, design issues, specific licenses, porting, etc.

Our home page can be found at

<http://www.freetype.org>

7. GD

Portions copyright 1994, 1995, 1996, 1997, 1998, 1999, 2000, 2001, 2002 by Cold Spring Harbor Laboratory. Funded under Grant P41-RR02188 by the National Institutes of Health.

Portions copyright 1996, 1997, 1998, 1999, 2000, 2001, 2002 by Boutell.Com, Inc.

Portions relating to GD2 format copyright 1999, 2000, 2001, 2002 Philip Warner.

Portions relating to PNG copyright 1999, 2000, 2001, 2002 Greg Roelofs.

Portions relating to gdtf.c copyright 1999, 2000, 2001, 2002 John Ellson (ellson@lucent.com).

Portions relating to gdf.c copyright 2001, 2002 John Ellson (ellson@lucent.com).

Portions copyright 2000, 2001, 2002, 2003, 2004, 2005, 2006, 2007 Pierre-Alain Joye (pierre@libgd.org).

Portions relating to JPEG and to color quantization copyright 2000, 2001, 2002, Doug Becker and copyright (C) 1994, 1995, 1996, 1997, 1998, 1999, 2000, 2001, 2002, Thomas G. Lane. This software is based in part on the work of the Independent JPEG Group. See the file README-JPEG.TXT for more information.

Portions relating to WBMP copyright 2000, 2001, 2002 Maurice Szmurlo and Johan Van den Brande.

Permission has been granted to copy, distribute and modify gd in any context without fee, including a commercial application, provided that this notice is present in user-accessible supporting documentation.

This does not affect your ownership of the derived work itself, and the intent is to assure proper credit for the authors of gd, not to interfere with your productive use of gd. If you have questions, ask. "Derived works" includes all programs that utilize the library. Credit must be given in user-accessible documentation.

This software is provided "AS IS." The copyright holders disclaim all warranties, either express or implied, including but not limited to implied warranties of merchantability and fitness for a particular purpose, with respect to this code and accompanying documentation.

Although their code does not appear in gd, the authors wish to thank David Koblas, David Rowley, and Hutchison Avenue Software Corporation for their prior contributions.

8. gnuplot

Copyright 1986 - 1993, 1998, 2004 Thomas Williams, Colin Kelley

Permission to use, copy, and distribute this software and its documentation for any purpose with or without fee is hereby granted, provided that the above copyright notice appear in all copies and that both that copyright notice and this permission notice appear in supporting documentation.

Permission to modify the software is granted, but not the right to distribute the complete modified source code. Modifications are to be distributed as patches to the released version. Permission to distribute binaries produced by compiling modified sources is granted, provided you

1. distribute the corresponding source modifications from the released version in the form of a patch file along with the binaries,
2. add special version identification to distinguish your version in addition to the base release version number,
3. provide your name and address as the primary contact for the support of your modified version, and
4. retain our contact information in regard to use of the base software.

Permission to distribute the released version of the source code along with corresponding source modifications in the form of a patch file is granted with same provisions 2 through 4 for binary distributions.

This software is provided "as is" without express or implied warranty to the extent permitted by applicable law.

9. GPLv2

GNU GENERAL PUBLIC LICENSE

Version 2, June 1991

Copyright (C) 1989, 1991 Free Software Foundation, Inc.

51 Franklin Street, Fifth Floor, Boston, MA 02110-1301, USA

Everyone is permitted to copy and distribute verbatim copies of this license document, but changing it is not allowed.

Preamble

The licenses for most software are designed to take away your freedom to share and change it. By contrast, the GNU General Public License is intended to guarantee your freedom to share and change free software--to make sure the software is free for all its users. This General Public License applies to most of the Free Software Foundation's software and to any other program whose authors commit to using it. (Some other Free Software Foundation software is covered by the GNU Lesser General Public License instead.) You can apply it to your programs, too.

When we speak of free software, we are referring to freedom, not price. Our General Public Licenses are designed to make sure that you have the freedom to distribute copies of free software (and charge for this service if you wish), that you receive source code or can get it if you want it, that you can change the software or use pieces of it in new free programs; and that you know you can do these things.

To protect your rights, we need to make restrictions that forbid anyone to deny you these rights or to ask you to surrender the rights. These restrictions translate to certain responsibilities for you if you distribute copies of the software, or if you modify it.

For example, if you distribute copies of such a program, whether gratis or for a fee, you must give the recipients all the rights that you have. You must make sure that they, too, receive or can get the source code. And you must show them these terms so they know their rights.

We protect your rights with two steps: (1) copyright the software, and (2) offer you this license which gives you legal permission to copy, distribute and/or modify the software.

Also, for each author's protection and ours, we want to make certain that everyone understands that there is no warranty for this free software. If the software is modified by someone else and passed on, we want its recipients to know that what they have is not the original, so that any problems introduced by others will not reflect on the original authors' reputations.

Finally, any free program is threatened constantly by software patents. We wish to avoid the danger that redistributors of a free program will individually obtain patent licenses, in effect making the program proprietary. To prevent this, we have made it clear that any patent must be licensed for everyone's free use or not licensed at all.

The precise terms and conditions for copying, distribution and modification follow.

TERMS AND CONDITIONS FOR COPYING, DISTRIBUTION AND MODIFICATION

0. This License applies to any program or other work which contains a notice placed by the copyright holder saying it may be distributed under the terms of this General Public License. The "Program", below, refers to any such program or work, and a "work based on the Program" means either the Program or any derivative work under copyright law: that is to say, a work containing the Program or a portion of it, either verbatim or with modifications and/or translated into another language. (Hereinafter, translation is included without limitation in the term "modification".) Each licensee is addressed as "you".

Activities other than copying, distribution and modification are not covered by this License; they are outside its scope. The act of running the Program is not restricted, and the output from the Program is covered only if its contents constitute a work based on the Program (independent of having been made by running the Program). Whether that is true depends on what the Program does.

1. You may copy and distribute verbatim copies of the Program's source code as you receive it, in any medium, provided that you conspicuously and appropriately publish on each copy an appropriate copyright notice and disclaimer of warranty; keep intact all the notices that refer to this License and to the absence of any warranty; and give any other recipients of the Program a copy of this License along with the Program.

You may charge a fee for the physical act of transferring a copy, and you may at your option offer warranty protection in exchange for a fee.

2. You may modify your copy or copies of the Program or any portion of it, thus forming a work based on the Program, and copy and distribute such modifications or work under the terms of Section 1 above, provided that you also meet all of these conditions:

- a) You must cause the modified files to carry prominent notices stating that you changed the files and the date of any change.
- b) You must cause any work that you distribute or publish, that in whole or in part contains or is derived from the Program or any part thereof, to be licensed as a whole at no charge to all third parties under the terms of this License.
- c) If the modified program normally reads commands interactively when run, you must cause it, when started running for such interactive use in the most ordinary way, to print or display an announcement including an appropriate copyright notice and a notice that there is no warranty (or else, saying that you provide a warranty) and that users may redistribute the program under these conditions, and telling the user how to view a copy of this License. (Exception: if the Program itself is interactive but does not normally print such an announcement, your work based on the Program is not required to print an announcement.)

These requirements apply to the modified work as a whole. If identifiable sections of that work are not derived from the Program, and can be reasonably considered independent and separate works in themselves, then this License, and its terms, do not apply to those sections when you distribute them as separate works. But when you distribute the same sections as part of a whole which is a work based on the Program, the distribution of the whole must be on the terms of this License, whose permissions for other licensees extend to the entire whole, and thus to each and every part regardless of who wrote it.

Thus, it is not the intent of this section to claim rights or contest your rights to work written entirely by you; rather, the intent is to exercise the right to control the distribution of derivative or collective works based on the Program.

In addition, mere aggregation of another work not based on the Program with the Program (or with a work based on the Program) on a volume of a storage or distribution medium does not bring the other work under the scope of this License.

3. You may copy and distribute the Program (or a work based on it, under Section 2) in object code or executable form under the terms of Sections 1 and 2 above provided that you also do one of the following:

a) Accompany it with the complete corresponding machine-readable source code, which must be distributed under the terms of Sections 1 and 2 above on a medium customarily used for software interchange; or,

b) Accompany it with a written offer, valid for at least three years, to give any third party, for a charge no more than your cost of physically performing source distribution, a complete machine-readable copy of the corresponding source code, to be distributed under the terms of Sections 1 and 2 above on a medium customarily used for software interchange; or,

c) Accompany it with the information you received as to the offer to distribute corresponding source code. (This alternative is allowed only for noncommercial distribution and only if you received the program in object code or executable form with such an offer, in accord with Subsection b above.)

The source code for a work means the preferred form of the work for making modifications to it. For an executable work, complete source code means all the source code for all modules it contains, plus any associated interface definition files, plus the scripts used to control compilation and installation of the executable. However, as a special exception, the source code distributed need not include anything that is normally distributed (in either source or binary form) with the major components (compiler, kernel, and so on) of the operating system on which the executable runs, unless that component itself accompanies the executable.

If distribution of executable or object code is made by offering access to copy from a designated place, then offering equivalent access to copy the source code from the same place counts as distribution of the source code, even though third parties are not compelled to copy the source along with the object code.

4. You may not copy, modify, sublicense, or distribute the Program except as expressly provided under this License. Any attempt otherwise to copy, modify, sublicense or distribute the Program is void, and will automatically terminate your rights under this License. However, parties who have received copies, or rights, from you under this License will not have their licenses terminated so long as such parties remain in full compliance.

5. You are not required to accept this License, since you have not signed it. However, nothing else grants you permission to modify or distribute the Program or its derivative works. These actions are prohibited by law if you do not accept this License. Therefore, by modifying or distributing the Program (or any work based on the Program), you indicate your acceptance of this License to do so, and all its terms and conditions for copying, distributing or modifying the Program or works based on it.

6. Each time you redistribute the Program (or any work based on the Program), the recipient automatically receives a license from the original licensor to copy, distribute or modify the Program subject to these terms and conditions. You may not impose any further restrictions on the recipients' exercise of the rights granted herein. You are not responsible for enforcing compliance by third parties to this License.

7. If, as a consequence of a court judgment or allegation of patent infringement or for any other reason (not limited to patent issues), conditions are imposed on you (whether by court order, agreement or otherwise) that contradict the conditions of this License, they do not excuse you from the conditions of this License. If you cannot distribute so as to satisfy simultaneously your obligations under this License and any other pertinent obligations, then as a consequence you may not distribute the Program at all. For example, if a patent license would not permit royalty-free redistribution of the Program by all those who receive copies directly or indirectly through you, then the only way you could satisfy both it and this License would be to refrain entirely from distribution of the Program.

If any portion of this section is held invalid or unenforceable under any particular circumstance, the balance of the section is intended to apply and the section as a whole is intended to apply in other circumstances.

It is not the purpose of this section to induce you to infringe any patents or other property right claims or to contest validity of any such claims; this section has the sole purpose of protecting the integrity of the free software distribution system, which is implemented by public license practices. Many people have made generous contributions to the wide range of software distributed through that system in reliance on consistent application of that system; it is up to the author/donor to decide if he or she is willing to distribute software through any other system and a licensee cannot impose that choice.

This section is intended to make thoroughly clear what is believed to be a consequence of the rest of this License.

8. If the distribution and/or use of the Program is restricted in certain countries either by patents or by copyrighted interfaces, the original copyright holder who places the Program under this License may add an explicit geographical distribution limitation excluding those countries, so that distribution is permitted only in or among countries not thus excluded. In such case, this License incorporates the limitation as if written in the body of this License.

9. The Free Software Foundation may publish revised and/or new versions of the General Public License from time to time. Such new versions will be similar in spirit to the present version, but may differ in detail to address new problems or concerns.

Each version is given a distinguishing version number. If the Program specifies a version number of this License which applies to it and "any later version", you have the option of following the terms and conditions either of that version or of any later version published by the Free Software Foundation. If the Program does not specify a version number of this License, you may choose any version ever published by the Free Software Foundation.

10. If you wish to incorporate parts of the Program into other free programs whose distribution conditions are different, write to the author to ask for permission. For software which is copyrighted by the Free Software Foundation, write to the Free Software Foundation; we sometimes make exceptions for this. Our decision will be guided by the two goals of preserving the free status of all derivatives of our free software and of promoting the sharing and reuse of software generally.

NO WARRANTY

11. BECAUSE THE PROGRAM IS LICENSED FREE OF CHARGE, THERE IS NO WARRANTY FOR THE PROGRAM, TO THE EXTENT PERMITTED BY APPLICABLE LAW. EXCEPT WHEN OTHERWISE STATED IN WRITING THE COPYRIGHT HOLDERS AND/OR OTHER PARTIES PROVIDE THE PROGRAM "AS IS" WITHOUT WARRANTY OF ANY KIND, EITHER EXPRESSED OR IMPLIED, INCLUDING, BUT NOT LIMITED TO, THE IMPLIED WARRANTIES OF MERCHANTABILITY AND FITNESS FOR A PARTICULAR PURPOSE. THE ENTIRE RISK AS TO THE QUALITY AND PERFORMANCE OF THE PROGRAM IS WITH YOU. SHOULD THE PROGRAM PROVE DEFECTIVE, YOU ASSUME THE COST OF ALL NECESSARY SERVICING, REPAIR OR CORRECTION.

12. IN NO EVENT UNLESS REQUIRED BY APPLICABLE LAW OR AGREED TO IN WRITING WILL ANY COPYRIGHT HOLDER, OR ANY OTHER PARTY WHO MAY MODIFY AND/OR REDISTRIBUTE THE PROGRAM AS PERMITTED ABOVE, BE LIABLE TO YOU FOR DAMAGES, INCLUDING ANY GENERAL, SPECIAL, INCIDENTAL OR CONSEQUENTIAL DAMAGES ARISING OUT OF THE USE OR INABILITY TO USE THE PROGRAM (INCLUDING BUT NOT LIMITED TO LOSS OF DATA OR DATA BEING RENDERED INACCURATE OR LOSSES SUSTAINED BY YOU OR THIRD PARTIES OR A FAILURE OF THE PROGRAM TO OPERATE WITH ANY OTHER PROGRAMS), EVEN IF SUCH HOLDER OR OTHER PARTY HAS BEEN ADVISED OF THE POSSIBILITY OF SUCH DAMAGES.

END OF TERMS AND CONDITIONS

How to Apply These Terms to Your New Programs

If you develop a new program, and you want it to be of the greatest possible use to the public, the best way to achieve this is to make it free software which everyone can redistribute and change under these terms.

To do so, attach the following notices to the program. It is safest to attach them to the start of each source file to most effectively convey the exclusion of warranty; and each file should have at least the "copyright" line and a pointer to where the full notice is found.

one line to give the program's name and an idea of what it does.

Copyright (C) yyyy name of author

This program is free software; you can redistribute it and/or modify it under the terms of the GNU General Public License as published by the Free Software Foundation; either version 2 of the License, or (at your option) any later version.

This program is distributed in the hope that it will be useful, but WITHOUT ANY WARRANTY; without even the implied warranty of MERCHANTABILITY or FITNESS FOR A PARTICULAR PURPOSE. See the GNU General Public License for more details.

You should have received a copy of the GNU General Public License along with this program; if not, write to the Free Software Foundation, Inc., 51 Franklin Street, Fifth Floor, Boston, MA 02110-1301, USA.

Also add information on how to contact you by electronic and paper mail.

If the program is interactive, make it output a short notice like this when it starts in an interactive mode:

Gnomovision version 69, Copyright (C) year name of author

Gnomovision comes with ABSOLUTELY NO WARRANTY; for details

type `show w`. This is free software, and you are welcome to redistribute it under certain conditions; type `show c` for details.

The hypothetical commands `show w` and `show c` should show the appropriate parts of the General Public License. Of course, the commands you use may be called something other than `show w` and `show c`; they could even be mouse-clicks or menu items--whatever suits your program.

You should also get your employer (if you work as a programmer) or your school, if any, to sign a "copyright disclaimer" for the program, if necessary. Here is a sample; alter the names:

Yoyodyne, Inc., hereby disclaims all copyright
interest in the program `Gnomovision`
(which makes passes at compilers) written
by James Hacker.

signature of Ty Coon, 1 April 1989

Ty Coon, President of Vice

This General Public License does not permit incorporating your program into proprietary programs. If your program is a subroutine library, you may consider it more useful to permit linking proprietary applications with the library. If this is what you want to do, use the GNU Lesser General Public License instead of this License.

10. GPLv3-with-GCC-exception

GNU GENERAL PUBLIC LICENSE

Version 3, 29 June 2007

Copyright © 2007 Free Software Foundation, Inc. <<http://fsf.org/>>

Everyone is permitted to copy and distribute verbatim copies of this license document, but changing it is not allowed.

Preamble

The GNU General Public License is a free, copyleft license for software and other kinds of works.

The licenses for most software and other practical works are designed to take away your freedom to share and change the works. By contrast, the GNU General Public License is intended to guarantee your freedom to share and change all versions of a program--to make sure it remains free software for all its users. We, the Free Software Foundation, use the GNU General Public License for most of our software; it applies also to any other work released this way by its authors. You can apply it to your programs, too.

When we speak of free software, we are referring to freedom, not price. Our General Public Licenses are designed to make sure that you have the freedom to distribute copies of free software (and charge for them if you wish), that you receive source code or can get it if you want it, that you can change the software or use pieces of it in new free programs, and that you know you can do these things.

To protect your rights, we need to prevent others from denying you these rights or asking you to surrender the rights. Therefore, you have certain responsibilities if you distribute copies of the software, or if you modify it: responsibilities to respect the freedom of others.

For example, if you distribute copies of such a program, whether gratis or for a fee, you must pass on to the recipients the same freedoms that you received. You must make sure that they, too, receive or can get the source code. And you must show them these terms so they know their rights.

Developers that use the GNU GPL protect your rights with two steps: (1) assert copyright on the software, and (2) offer you this License giving you legal permission to copy, distribute and/or modify it.

For the developers' and authors' protection, the GPL clearly explains that there is no warranty for this free software. For both users' and authors' sake, the GPL requires that modified versions be marked as changed, so that their problems will not be attributed erroneously to authors of previous versions.

Some devices are designed to deny users access to install or run modified versions of the software inside them, although the manufacturer can do so. This is fundamentally incompatible with the aim of protecting users' freedom to change the software. The systematic pattern of such abuse occurs in the area of products for individuals to use, which is precisely where it is most unacceptable. Therefore, we have designed this version of the GPL to prohibit the practice for those products. If such problems arise substantially in other domains, we stand ready to extend this provision to those domains in future versions of the GPL, as needed to protect the freedom of users.

Finally, every program is threatened constantly by software patents. States should not allow patents to restrict development and use of software on general-purpose computers, but in those that do, we wish to avoid the special danger that patents applied to a free program could make it effectively proprietary. To prevent this, the GPL assures that patents cannot be used to render the program non-free.

The precise terms and conditions for copying, distribution and modification follow.

TERMS AND CONDITIONS

0. Definitions.

"This License" refers to version 3 of the GNU General Public License.

"Copyright" also means copyright-like laws that apply to other kinds of works, such as semiconductor masks.

"The Program" refers to any copyrightable work licensed under this License. Each licensee is addressed as "you". "Licensees" and "recipients" may be individuals or organizations.

To "modify" a work means to copy from or adapt all or part of the work in a fashion requiring copyright permission, other than the making of an exact copy. The resulting work is called a "modified version" of the earlier work or a work "based on" the earlier work.

A "covered work" means either the unmodified Program or a work based on the Program.

To “propagate” a work means to do anything with it that, without permission, would make you directly or secondarily liable for infringement under applicable copyright law, except executing it on a computer or modifying a private copy. Propagation includes copying, distribution (with or without modification), making available to the public, and in some countries other activities as well.

To “convey” a work means any kind of propagation that enables other parties to make or receive copies. Mere interaction with a user through a computer network, with no transfer of a copy, is not conveying.

An interactive user interface displays “Appropriate Legal Notices” to the extent that it includes a convenient and prominently visible feature that (1) displays an appropriate copyright notice, and (2) tells the user that there is no warranty for the work (except to the extent that warranties are provided), that licensees may convey the work under this License, and how to view a copy of this License. If the interface presents a list of user commands or options, such as a menu, a prominent item in the list meets this criterion.

1. Source Code.

The “source code” for a work means the preferred form of the work for making modifications to it. “Object code” means any non-source form of a work.

A “Standard Interface” means an interface that either is an official standard defined by a recognized standards body, or, in the case of interfaces specified for a particular programming language, one that is widely used among developers working in that language.

The “System Libraries” of an executable work include anything, other than the work as a whole, that (a) is included in the normal form of packaging a Major Component, but which is not part of that Major Component, and (b) serves only to enable use of the work with that Major Component, or to implement a Standard Interface for which an implementation is available to the public in source code form. A “Major Component”, in this context, means a major essential component (kernel, window system, and so on) of the specific operating system (if any) on which the executable work runs, or a compiler used to produce the work, or an object code interpreter used to run it.

The “Corresponding Source” for a work in object code form means all the source code needed to generate, install, and (for an executable work) run the object code and to modify the work, including scripts to control those activities. However, it does not include the work’s System Libraries, or general-purpose tools or generally available free programs which are used unmodified in performing those activities but which are not part of the work. For example, Corresponding Source includes interface definition files associated with source files for the work, and the source code for shared libraries and dynamically linked subprograms that the work is specifically designed to require, such as by intimate data communication or control flow between those subprograms and other parts of the work.

The Corresponding Source need not include anything that users can regenerate automatically from other parts of the Corresponding Source.

The Corresponding Source for a work in source code form is that same work.

2. Basic Permissions.

All rights granted under this License are granted for the term of copyright on the Program, and are irrevocable provided the stated conditions are met. This License explicitly affirms your unlimited permission to run the unmodified Program. The output from running a covered work is covered by this License only if the output, given its content, constitutes a covered work. This License acknowledges your rights of fair use or other equivalent, as provided by copyright law.

You may make, run and propagate covered works that you do not convey, without conditions so long as your license otherwise remains in force. You may convey covered works to others for the sole purpose of having them make modifications exclusively for you, or provide you with facilities for running those works, provided that you comply with the terms of this License in conveying all material for which you do not control copyright. Those thus making or running the covered works for you must do so exclusively on your behalf, under your direction and control, on terms that prohibit them from making any copies of your copyrighted material outside their relationship with you.

Conveying under any other circumstances is permitted solely under the conditions stated below. Sublicensing is not allowed; section 10 makes it unnecessary.

3. Protecting Users' Legal Rights From Anti-Circumvention Law.

No covered work shall be deemed part of an effective technological measure under any applicable law fulfilling obligations under article 11 of the WIPO copyright treaty adopted on 20 December 1996, or similar laws prohibiting or restricting circumvention of such measures.

When you convey a covered work, you waive any legal power to forbid circumvention of technological measures to the extent such circumvention is effected by exercising rights under this License with respect to the covered work, and you disclaim any intention to limit operation or modification of the work as a means of enforcing, against the work’s users, your or third parties’ legal rights to forbid circumvention of technological measures.

4. Conveying Verbatim Copies.

You may convey verbatim copies of the Program’s source code as you receive it, in any medium, provided that you conspicuously and appropriately publish on each copy an appropriate copyright notice; keep intact all notices stating that this License and any non-permissive terms added in accord with section 7 apply to the code; keep intact all notices of the absence of any warranty; and give all recipients a copy of this License along with the Program.

You may charge any price or no price for each copy that you convey, and you may offer support or warranty protection for a fee.

5. Conveying Modified Source Versions.

You may convey a work based on the Program, or the modifications to produce it from the Program, in the form of source code under the terms of section 4, provided that you also meet all of these conditions:

- * a) The work must carry prominent notices stating that you modified it, and giving a relevant date.
- * b) The work must carry prominent notices stating that it is released under this License and any conditions added under section 7. This requirement modifies the requirement in section 4 to “keep intact all notices”.
- * c) You must license the entire work, as a whole, under this License to anyone who comes into possession of a copy. This License will therefore apply, along with any applicable section 7 additional terms, to the whole of the work, and all its parts, regardless of how they are packaged. This License gives no permission to license the work in any other way, but it does not invalidate such permission if you have separately received it.
- * d) If the work has interactive user interfaces, each must display Appropriate Legal Notices; however, if the Program has interactive interfaces that do not display Appropriate Legal Notices, your work need not make them do so.

A compilation of a covered work with other separate and independent works, which are not by their nature extensions of the covered work, and which are not combined with it such as to form a larger program, in or on a volume of a storage or distribution medium, is called an “aggregate” if the compilation and its resulting copyright are not used to limit the access or legal rights of the compilation’s users beyond what the individual works permit. Inclusion of a covered work in an aggregate does not cause this License to apply to the other parts of the aggregate.

6. Conveying Non-Source Forms.

You may convey a covered work in object code form under the terms of sections 4 and 5, provided that you also convey the machine-readable Corresponding Source under the terms of this License, in one of these ways:

- * a) Convey the object code in, or embodied in, a physical product (including a physical distribution medium), accompanied by the Corresponding Source fixed on a durable physical medium customarily used for software interchange.

* b) Convey the object code in, or embodied in, a physical product (including a physical distribution medium), accompanied by a written offer, valid for at least three years and valid for as long as you offer spare parts or customer support for that product model, to give anyone who possesses the object code either (1) a copy of the Corresponding Source for all the software in the product that is covered by this License, on a durable physical medium customarily used for software interchange, for a price no more than your reasonable cost of physically performing this conveying of source, or (2) access to copy the Corresponding Source from a network server at no charge.

* c) Convey individual copies of the object code with a copy of the written offer to provide the Corresponding Source. This alternative is allowed only occasionally and noncommercially, and only if you received the object code with such an offer, in accord with subsection 6b.

* d) Convey the object code by offering access from a designated place (gratis or for a charge), and offer equivalent access to the Corresponding Source in the same way through the same place at no further charge. You need not require recipients to copy the Corresponding Source along with the object code. If the place to copy the object code is a network server, the Corresponding Source may be on a different server (operated by you or a third party) that supports equivalent copying facilities, provided you maintain clear directions next to the object code saying where to find the Corresponding Source. Regardless of what server hosts the Corresponding Source, you remain obligated to ensure that it is available for as long as needed to satisfy these requirements.

* e) Convey the object code using peer-to-peer transmission, provided you inform other peers where the object code and Corresponding Source of the work are being offered to the general public at no charge under subsection 6d.

A separable portion of the object code, whose source code is excluded from the Corresponding Source as a System Library, need not be included in conveying the object code work.

A "User Product" is either (1) a "consumer product", which means any tangible personal property which is normally used for personal, family, or household purposes, or (2) anything designed or sold for incorporation into a dwelling. In determining whether a product is a consumer product, doubtful cases shall be resolved in favor of coverage. For a particular product received by a particular user, "normally used" refers to a typical or common use of that class of product, regardless of the status of the particular user or of the way in which the particular user actually uses, or expects or is expected to use, the product. A product is a consumer product regardless of whether the product has substantial commercial, industrial or non-consumer uses, unless such uses represent the only significant mode of use of the product.

"Installation Information" for a User Product means any methods, procedures, authorization keys, or other information required to install and execute modified versions of a covered work in that User Product from a modified version of its Corresponding Source. The information must suffice to ensure that the continued functioning of the modified object code is in no case prevented or interfered with solely because modification has been made.

If you convey an object code work under this section in, or with, or specifically for use in, a User Product, and the conveying occurs as part of a transaction in which the right of possession and use of the User Product is transferred to the recipient in perpetuity or for a fixed term (regardless of how the transaction is characterized), the Corresponding Source conveyed under this section must be accompanied by the Installation Information. But this requirement does not apply if neither you nor any third party retains the ability to install modified object code on the User Product (for example, the work has been installed in ROM).

The requirement to provide Installation Information does not include a requirement to continue to provide support service, warranty, or updates for a work that has been modified or installed by the recipient, or for the User Product in which it has been modified or installed. Access to a network may be denied when the modification itself materially and adversely affects the operation of the network or violates the rules and protocols for communication across the network.

Corresponding Source conveyed, and Installation Information provided, in accord with this section must be in a format that is publicly documented (and with an implementation available to the public in source code form), and must require no special password or key for unpacking, reading or copying.

7. Additional Terms.

"Additional permissions" are terms that supplement the terms of this License by making exceptions from one or more of its conditions. Additional permissions that are applicable to the entire Program shall be treated as though they were included in this License, to the extent that they are valid under applicable law. If additional permissions apply only to part of the Program, that part may be used separately under those permissions, but the entire Program remains governed by this License without regard to the additional permissions.

When you convey a copy of a covered work, you may at your option remove any additional permissions from that copy, or from any part of it. (Additional permissions may be written to require their own removal in certain cases when you modify the work.) You may place additional permissions on material, added by you to a covered work, for which you have or can give appropriate copyright permission.

Notwithstanding any other provision of this License, for material you add to a covered work, you may (if authorized by the copyright holders of that material) supplement the terms of this License with terms:

- * a) Disclaiming warranty or limiting liability differently from the terms of sections 15 and 16 of this License; or
- * b) Requiring preservation of specified reasonable legal notices or author attributions in that material or in the Appropriate Legal Notices displayed by works containing it; or
- * c) Prohibiting misrepresentation of the origin of that material, or requiring that modified versions of such material be marked in reasonable ways as different from the original version; or
- * d) Limiting the use for publicity purposes of names of licensors or authors of the material; or
- * e) Declining to grant rights under trademark law for use of some trade names, trademarks, or service marks; or
- * f) Requiring indemnification of licensors and authors of that material by anyone who conveys the material (or modified versions of it) with contractual assumptions of liability to the recipient, for any liability that these contractual assumptions directly impose on those licensors and authors.

All other non-permissive additional terms are considered "further restrictions" within the meaning of section 10. If the Program as you received it, or any part of it, contains a notice stating that it is governed by this License along with a term that is a further restriction, you may remove that term. If a license document contains a further restriction but permits relicensing or conveying under this License, you may add to a covered work material governed by the terms of that license document, provided that the further restriction does not survive such relicensing or conveying.

If you add terms to a covered work in accord with this section, you must place, in the relevant source files, a statement of the additional terms that apply to those files, or a notice indicating where to find the applicable terms.

Additional terms, permissive or non-permissive, may be stated in the form of a separately written license, or stated as exceptions; the above requirements apply either way.

8. Termination.

You may not propagate or modify a covered work except as expressly provided under this License. Any attempt otherwise to propagate or modify it is void, and will automatically terminate your rights under this License (including any patent licenses granted under the third paragraph of section 11).

However, if you cease all violation of this License, then your license from a particular copyright holder is reinstated (a) provisionally, unless and until the copyright holder explicitly and finally terminates your license, and (b) permanently, if the copyright holder fails to notify you of the violation by some reasonable means prior to 60 days after the cessation.

Moreover, your license from a particular copyright holder is reinstated permanently if the copyright holder notifies you of the violation by some reasonable means, this is the first time you have received notice of violation of this License (for any work) from that copyright holder, and you cure the violation prior to 30 days after your receipt of the notice.

Termination of your rights under this section does not terminate the licenses of parties who have received copies or rights from you under this License. If your rights have been terminated and not permanently reinstated, you do not qualify to receive new licenses for the same material under section 10.

9. Acceptance Not Required for Having Copies.

You are not required to accept this License in order to receive or run a copy of the Program. Ancillary propagation of a covered work occurring solely as a consequence of using peer-to-peer transmission to receive a copy likewise does not require acceptance. However, nothing other than this License grants you permission to propagate or modify any covered work. These actions infringe copyright if you do not accept this License. Therefore, by modifying or propagating a covered work, you indicate your acceptance of this License to do so.

10. Automatic Licensing of Downstream Recipients.

Each time you convey a covered work, the recipient automatically receives a license from the original licensors, to run, modify and propagate that work, subject to this License. You are not responsible for enforcing compliance by third parties with this License.

An "entity transaction" is a transaction transferring control of an organization, or substantially all assets of one, or subdividing an organization, or merging organizations. If propagation of a covered work results from an entity transaction, each party to that transaction who receives a copy of the work also receives whatever licenses to the work the party's predecessor in interest had or could give under the previous paragraph, plus a right to possession of the Corresponding Source of the work from the predecessor in interest, if the predecessor has it or can get it with reasonable efforts.

You may not impose any further restrictions on the exercise of the rights granted or affirmed under this License. For example, you may not impose a license fee, royalty, or other charge for exercise of rights granted under this License, and you may not initiate litigation (including a cross-claim or counterclaim in a lawsuit) alleging that any patent claim is infringed by making, using, selling, offering for sale, or importing the Program or any portion of it.

11. Patents.

A "contributor" is a copyright holder who authorizes use under this License of the Program or a work on which the Program is based. The work thus licensed is called the contributor's "contributor version".

A contributor's "essential patent claims" are all patent claims owned or controlled by the contributor, whether already acquired or hereafter acquired, that would be infringed by some manner, permitted by this License, of making, using, or selling its contributor version, but do not include claims that would be infringed only as a consequence of further modification of the contributor version. For purposes of this definition, "control" includes the right to grant patent sublicenses in a manner consistent with the requirements of this License.

Each contributor grants you a non-exclusive, worldwide, royalty-free patent license under the contributor's essential patent claims, to make, use, sell, offer for sale, import and otherwise run, modify and propagate the contents of its contributor version.

In the following three paragraphs, a "patent license" is any express agreement or commitment, however denominated, not to enforce a patent (such as an express permission to practice a patent or covenant not to sue for patent infringement). To "grant" such a patent license to a party means to make such an agreement or commitment not to enforce a patent against the party.

If you convey a covered work, knowingly relying on a patent license, and the Corresponding Source of the work is not available for anyone to copy, free of charge and under the terms of this License, through a publicly available network server or other readily accessible means, then you must either (1) cause the Corresponding Source to be so available, or (2) arrange to deprive yourself of the benefit of the patent license for this particular work, or (3) arrange, in a manner consistent with the requirements of this License, to extend the patent license to downstream recipients. "Knowingly relying" means you have actual knowledge that, but for the patent license, your conveying the covered work in a country, or your recipient's use of the covered work in a country, would infringe one or more identifiable patents in that country that you have reason to believe are valid.

If, pursuant to or in connection with a single transaction or arrangement, you convey, or propagate by procuring conveyance of, a covered work, and grant a patent license to some of the parties receiving the covered work authorizing them to use, propagate, modify or convey a specific copy of the covered work, then the patent license you grant is automatically extended to all recipients of the covered work and works based on it.

A patent license is "discriminatory" if it does not include within the scope of its coverage, prohibits the exercise of, or is conditioned on the non-exercise of one or more of the rights that are specifically granted under this License. You may not convey a covered work if you are a party to an arrangement with a third party that is in the business of distributing software, under which you make payment to the third party based on the extent of your activity of conveying the work, and under which the third party grants, to any of the parties who would receive the covered work from you, a discriminatory patent license (a) in connection with copies of the covered work conveyed by you (or copies made from those copies), or (b) primarily for and in connection with specific products or compilations that contain the covered work, unless you entered into that arrangement, or that patent license was granted, prior to 28 March 2007.

Nothing in this License shall be construed as excluding or limiting any implied license or other defenses to infringement that may otherwise be available to you under applicable patent law.

12. No Surrender of Others' Freedom.

If conditions are imposed on you (whether by court order, agreement or otherwise) that contradict the conditions of this License, they do not excuse you from the conditions of this License. If you cannot convey a covered work so as to satisfy simultaneously your obligations under this License and any other pertinent obligations, then as a consequence you may not convey it at all. For example, if you agree to terms that obligate you to collect a royalty for further conveying from those to whom you convey the Program, the only way you could satisfy both those terms and this License would be to refrain entirely from conveying the Program.

13. Use with the GNU Affero General Public License.

Notwithstanding any other provision of this License, you have permission to link or combine any covered work with a work licensed under version 3 of the GNU Affero General Public License into a single combined work, and to convey the resulting work. The terms of this License will continue to apply to the part which is the covered work, but the special requirements of the GNU Affero General Public License, section 13, concerning interaction through a network will apply to the combination as such.

14. Revised Versions of this License.

The Free Software Foundation may publish revised and/or new versions of the GNU General Public License from time to time. Such new versions will be similar in spirit to the present version, but may differ in detail to address new problems or concerns.

Each version is given a distinguishing version number. If the Program specifies that a certain numbered version of the GNU General Public License "or any later version" applies to it, you have the option of following the terms and conditions either of that numbered version or of any later version published by the Free Software Foundation. If the Program does not specify a version number of the GNU General Public License, you may choose any version ever published by the Free Software Foundation.

If the Program specifies that a proxy can decide which future versions of the GNU General Public License can be used, that proxy's public statement of acceptance of a version permanently authorizes you to choose that version for the Program.

Later license versions may give you additional or different permissions. However, no additional obligations are imposed on any author or copyright holder as a result of your choosing to follow a later version.

15. Disclaimer of Warranty.

THERE IS NO WARRANTY FOR THE PROGRAM, TO THE EXTENT PERMITTED BY APPLICABLE LAW. EXCEPT WHEN OTHERWISE STATED IN WRITING THE COPYRIGHT HOLDERS AND/OR OTHER PARTIES PROVIDE THE PROGRAM "AS IS" WITHOUT WARRANTY OF ANY KIND, EITHER EXPRESSED OR IMPLIED, INCLUDING, BUT NOT LIMITED TO, THE IMPLIED WARRANTIES OF MERCHANTABILITY AND FITNESS FOR A PARTICULAR PURPOSE. THE ENTIRE RISK AS TO THE QUALITY AND PERFORMANCE OF THE PROGRAM IS WITH YOU. SHOULD THE PROGRAM PROVE DEFECTIVE, YOU ASSUME THE COST OF ALL NECESSARY SERVICING, REPAIR OR CORRECTION.

16. Limitation of Liability.

IN NO EVENT UNLESS REQUIRED BY APPLICABLE LAW OR AGREED TO IN WRITING WILL ANY COPYRIGHT HOLDER, OR ANY OTHER PARTY WHO MODIFIES AND/OR CONVEYS THE PROGRAM AS PERMITTED ABOVE, BE LIABLE TO YOU FOR DAMAGES, INCLUDING ANY GENERAL, SPECIAL, INCIDENTAL OR CONSEQUENTIAL DAMAGES ARISING OUT OF THE USE OR INABILITY TO USE THE PROGRAM (INCLUDING BUT NOT LIMITED TO LOSS OF DATA OR DATA BEING RENDERED INACCURATE OR LOSSES SUSTAINED BY YOU OR THIRD PARTIES OR A FAILURE OF THE PROGRAM TO OPERATE WITH ANY OTHER PROGRAMS), EVEN IF SUCH HOLDER OR OTHER PARTY HAS BEEN ADVISED OF THE POSSIBILITY OF SUCH DAMAGES.

17. Interpretation of Sections 15 and 16.

If the disclaimer of warranty and limitation of liability provided above cannot be given local legal effect according to their terms, reviewing courts shall apply local law that most closely approximates an absolute waiver of all civil liability in connection with the Program, unless a warranty or assumption of liability accompanies a copy of the Program in return for a fee.

END OF TERMS AND CONDITIONS

How to Apply These Terms to Your New Programs

If you develop a new program, and you want it to be of the greatest possible use to the public, the best way to achieve this is to make it free software which everyone can redistribute and change under these terms.

To do so, attach the following notices to the program. It is safest to attach them to the start of each source file to most effectively state the exclusion of warranty; and each file should have at least the "copyright" line and a pointer to where the full notice is found.

```
<one line to give the program's name and a brief idea of what it does.>
Copyright (C) <year> <name of author>
```

```
This program is free software: you can redistribute it and/or modify
it under the terms of the GNU General Public License as published by
the Free Software Foundation, either version 3 of the License, or
(at your option) any later version.
```

```
This program is distributed in the hope that it will be useful,
but WITHOUT ANY WARRANTY; without even the implied warranty of
MERCHANTABILITY or FITNESS FOR A PARTICULAR PURPOSE. See the
GNU General Public License for more details.
```

```
You should have received a copy of the GNU General Public License
along with this program. If not, see <http://www.gnu.org/licenses/>.
```

Also add information on how to contact you by electronic and paper mail.

If the program does terminal interaction, make it output a short notice like this when it starts in an interactive mode:

```
<program> Copyright (C) <year> <name of author>
This program comes with ABSOLUTELY NO WARRANTY; for details type `show w'.
This is free software, and you are welcome to redistribute it
under certain conditions; type `show c' for details.
```

The hypothetical commands `show w' and `show c' should show the appropriate parts of the General Public License. Of course, your program's commands might be different; for a GUI interface, you would use an "about box".

You should also get your employer (if you work as a programmer) or school, if any, to sign a "copyright disclaimer" for the program, if necessary. For more information on this, and how to apply and follow the GNU GPL, see <http://www.gnu.org/licenses/>.

The GNU General Public License does not permit incorporating your program into proprietary programs. If your program is a subroutine library, you may consider it more useful to permit linking proprietary applications with the library. If this is what you want to do, use the GNU Lesser General Public License instead of this License. But first, please read <http://www.gnu.org/philosophy/why-not-lgpl.html>.

GCC RUNTIME LIBRARY EXCEPTION

Version 3.1, 31 March 2009

General information:

<http://www.gnu.org/licenses/gcc-exception.html>

Copyright (C) 2009 Free Software Foundation, Inc. <<http://fsf.org/>>

Everyone is permitted to copy and distribute verbatim copies of this license document, but changing it is not allowed.

This GCC Runtime Library Exception ("Exception") is an additional permission under section 7 of the GNU General Public License, version 3 ("GPLv3"). It applies to a given file (the "Runtime Library") that bears a notice placed by the copyright holder of the file stating that the file is governed by GPLv3 along with this Exception. When you use GCC to compile a program, GCC may combine portions of certain GCC header files and runtime libraries with the compiled program. The purpose of this Exception is to allow compilation of non-GPL (including proprietary) programs to use, in this way, the header files and runtime libraries covered by this Exception.

0. Definitions.

A file is an "Independent Module" if it either requires the Runtime Library for execution after a Compilation Process, or makes use of an interface provided by the Runtime Library, but is not otherwise based on the Runtime Library.

"GCC" means a version of the GNU Compiler Collection, with or without modifications, governed by version 3 (or a specified later version) of the GNU General Public License (GPL) with the option of using any subsequent versions published by the FSF.

"GPL-compatible Software" is software whose conditions of propagation, modification and use would permit combination with GCC in accord with the license of GCC. "Target Code" refers to output from any compiler for a real or virtual target processor architecture, in executable form or suitable for input to an assembler, loader, linker and/or execution phase. Notwithstanding that, Target Code does not include data in any format that is used as a compiler intermediate representation, or used for producing a compiler intermediate representation.

The "Compilation Process" transforms code entirely represented in non-intermediate languages designed for human-written code, and/or in Java Virtual Machine byte code, into Target Code. Thus, for example, use of source code generators and preprocessors need not be considered part of the Compilation Process, since the Compilation Process can be understood as starting with the output of the generators or preprocessors.

A Compilation Process is "Eligible" if it is done using GCC, alone or with other GPL-compatible software, or if it is done without using any work based on GCC. For example, using non-GPL-compatible Software to optimize any GCC intermediate representations would not qualify as an Eligible Compilation Process.

1. Grant of Additional Permission.

You have permission to propagate a work of Target Code formed by combining the Runtime Library with Independent Modules, even if such propagation would otherwise violate the terms of GPLv3, provided that all Target Code was generated by Eligible Compilation Processes. You may then convey such a combination under terms of your choice, consistent with the licensing of the Independent Modules.

2. No Weakening of GCC Copyleft.

The availability of this Exception does not imply any general presumption that third-party software is unaffected by the copyleft requirements of the license of GCC.

11. ICU

COPYRIGHT AND PERMISSION NOTICE

Copyright (c) 1995-2012 International Business Machines Corporation and others

All rights reserved.

Permission is hereby granted, free of charge, to any person obtaining a copy of this software and associated documentation files (the "Software"), to deal in the Software without restriction, including without limitation the rights to use, copy, modify, merge, publish, distribute, and/or sell copies of the Software, and to permit persons to whom the Software is furnished to do so, provided that the above copyright notice(s) and this permission notice appear in all copies of the Software and that both the above copyright notice(s) and this permission notice appear in supporting documentation.

THE SOFTWARE IS PROVIDED "AS IS", WITHOUT WARRANTY OF ANY KIND, EXPRESS OR IMPLIED, INCLUDING BUT NOT LIMITED TO THE WARRANTIES OF MERCHANTABILITY, FITNESS FOR A PARTICULAR PURPOSE AND NONINFRINGEMENT OF THIRD PARTY RIGHTS. IN NO EVENT SHALL THE COPYRIGHT HOLDER OR HOLDERS INCLUDED IN THIS NOTICE BE LIABLE FOR ANY CLAIM, OR ANY SPECIAL INDIRECT OR CONSEQUENTIAL DAMAGES, OR ANY DAMAGES WHATSOEVER RESULTING FROM LOSS OF USE, DATA OR PROFITS, WHETHER IN AN ACTION OF CONTRACT, NEGLIGENCE OR OTHER TORTIOUS ACTION, ARISING OUT OF OR IN CONNECTION WITH THE USE OR PERFORMANCE OF THIS SOFTWARE.

Except as contained in this notice, the name of a copyright holder shall not be used in advertising or otherwise to promote the sale, use or other dealings in this Software without prior written authorization of the copyright holder.

All trademarks and registered trademarks mentioned herein are the property of their respective owners.

12. LGPLv2

GNU LIBRARY GENERAL PUBLIC LICENSE

Version 2, June 1991

Copyright (C) 1991 Free Software Foundation, Inc.

51 Franklin St, Fifth Floor, Boston, MA 02110-1301, USA

Everyone is permitted to copy and distribute verbatim copies of this license document, but changing it is not allowed.

[This is the first released version of the library GPL. It is numbered 2 because it goes with version 2 of the ordinary GPL.]

Preamble

The licenses for most software are designed to take away your freedom to share and change it. By contrast, the GNU General Public Licenses are intended to guarantee your freedom to share and change free software--to make sure the software is free for all its users.

This license, the Library General Public License, applies to some specially designated Free Software Foundation software, and to any other libraries whose authors decide to use it. You can use it for your libraries, too.

When we speak of free software, we are referring to freedom, not price. Our General Public Licenses are designed to make sure that you have the freedom to distribute copies of free software (and charge for this service if you wish), that you receive source code or can get it if you want it, that you can change the software or use pieces of it in new free programs; and that you know you can do these things.

To protect your rights, we need to make restrictions that forbid anyone to deny you these rights or to ask you to surrender the rights. These restrictions translate to certain responsibilities for you if you distribute copies of the library, or if you modify it.

For example, if you distribute copies of the library, whether gratis or for a fee, you must give the recipients all the rights that we gave you. You must make sure that they, too, receive or can get the source code. If you link a program with the library, you must provide complete object files to the recipients so that they can relink them with the library, after making changes to the library and recompiling it. And you must show them these terms so they know their rights.

Our method of protecting your rights has two steps: (1) copyright the library, and (2) offer you this license which gives you legal permission to copy, distribute and/or modify the library.

Also, for each distributor's protection, we want to make certain that everyone understands that there is no warranty for this free library. If the library is modified by someone else and passed on, we want its recipients to know that what they have is not the original version, so that any problems introduced by others will not reflect on the original authors' reputations.

Finally, any free program is threatened constantly by software patents. We wish to avoid the danger that companies distributing free software will individually obtain patent licenses, thus in effect transforming the program into proprietary software. To prevent this, we have made it clear that any patent must be licensed for everyone's free use or not licensed at all.

Most GNU software, including some libraries, is covered by the ordinary GNU General Public License, which was designed for utility programs. This license, the GNU Library General Public License, applies to certain designated libraries. This license is quite different from the ordinary one; be sure to read it in full, and don't assume that anything in it is the same as in the ordinary license.

The reason we have a separate public license for some libraries is that they blur the distinction we usually make between modifying or adding to a program and simply using it. Linking a program with a library, without changing the library, is in some sense simply using the library, and is analogous to running a utility program or application program. However, in a textual and legal sense, the linked executable is a combined work, a derivative of the original library, and the ordinary General Public License treats it as such.

Because of this blurred distinction, using the ordinary General Public License for libraries did not effectively promote software sharing, because most developers did not use the libraries. We concluded that weaker conditions might promote sharing better.

However, unrestricted linking of non-free programs would deprive the users of those programs of all benefit from the free status of the libraries themselves. This Library General Public License is intended to permit developers of non-free programs to use free libraries, while preserving your freedom as a user of such programs to change the free libraries that are incorporated in them. (We have not seen how to achieve this as regards changes in header files, but we have achieved it as regards changes in the actual functions of the Library.) The hope is that this will lead to faster development of free libraries.

The precise terms and conditions for copying, distribution and modification follow. Pay close attention to the difference between a "work based on the library" and a "work that uses the library". The former contains code derived from the library, while the latter only works together with the library.

Note that it is possible for a library to be covered by the ordinary General Public License rather than by this special one.

TERMS AND CONDITIONS FOR COPYING, DISTRIBUTION AND MODIFICATION

0. This License Agreement applies to any software library which contains a notice placed by the copyright holder or other authorized party saying it may be distributed under the terms of this Library General Public License (also called "this License"). Each licensee is addressed as "you".

A "library" means a collection of software functions and/or data prepared so as to be conveniently linked with application programs (which use some of those functions and data) to form executables.

The "Library", below, refers to any such software library or work which has been distributed under these terms. A "work based on the Library" means either the Library or any derivative work under copyright law: that is to say, a work containing the Library or a portion of it, either verbatim or with modifications and/or translated straightforwardly into another language. (Hereinafter, translation is included without limitation in the term "modification".)

"Source code" for a work means the preferred form of the work for making modifications to it. For a library, complete source code means all the source code for all modules it contains, plus any associated interface definition files, plus the scripts used to control compilation and installation of the library.

Activities other than copying, distribution and modification are not covered by this License; they are outside its scope. The act of running a program using the Library is not restricted, and output from such a program is covered only if its contents constitute a work based on the Library (independent of the use of the Library in a tool for writing it). Whether that is true depends on what the Library does and what the program that uses the Library does.

1. You may copy and distribute verbatim copies of the Library's complete source code as you receive it, in any medium, provided that you conspicuously and appropriately publish on each copy an appropriate copyright notice and disclaimer of warranty; keep intact all the notices that refer to this License and to the absence of any warranty; and distribute a copy of this License along with the Library.

You may charge a fee for the physical act of transferring a copy, and you may at your option offer warranty protection in exchange for a fee.

2. You may modify your copy or copies of the Library or any portion of it, thus forming a work based on the Library, and copy and distribute such modifications or work under the terms of Section 1 above, provided that you also meet all of these conditions:

- a) The modified work must itself be a software library.
- b) You must cause the files modified to carry prominent notices stating that you changed the files and the date of any change.
- c) You must cause the whole of the work to be licensed at no charge to all third parties under the terms of this License.
- d) If a facility in the modified Library refers to a function or a table of data to be supplied by an application program that uses the facility, other than as an argument passed when the facility is invoked, then you must make a good faith effort to ensure that, in the event an application does not supply such function or table, the facility still operates, and performs whatever part of its purpose remains meaningful.

(For example, a function in a library to compute square roots has a purpose that is entirely well-defined independent of the application. Therefore, Subsection 2d requires that any application-supplied function or table used by this function must be optional: if the application does not supply it, the square root function must still compute square roots.)

These requirements apply to the modified work as a whole. If identifiable sections of that work are not derived from the Library, and can be reasonably considered independent and separate works in themselves, then this License, and its terms, do not apply to those sections when you distribute them as separate works. But when you distribute the same sections as part of a whole which is a work based on the Library, the distribution of the whole must be on the terms of this License, whose permissions for other licensees extend to the entire whole, and thus to each and every part regardless of who wrote it.

Thus, it is not the intent of this section to claim rights or contest your rights to work written entirely by you; rather, the intent is to exercise the right to control the distribution of derivative or collective works based on the Library.

In addition, mere aggregation of another work not based on the Library with the Library (or with a work based on the Library) on a volume of a storage or distribution medium does not bring the other work under the scope of this License.

3. You may opt to apply the terms of the ordinary GNU General Public License instead of this License to a given copy of the Library. To do this, you must alter all the notices that refer to this License, so that they refer to the ordinary GNU General Public License, version 2, instead of to this License. (If a newer version than version 2 of the ordinary GNU General Public License has appeared, then you can specify that version instead if you wish.) Do not make any other change in these notices.

Once this change is made in a given copy, it is irreversible for that copy, so the ordinary GNU General Public License applies to all subsequent copies and derivative works made from that copy.

This option is useful when you wish to copy part of the code of the Library into a program that is not a library.

4. You may copy and distribute the Library (or a portion or derivative of it, under Section 2) in object code or executable form under the terms of Sections 1 and 2 above provided that you accompany it with the complete corresponding machine-readable source code, which must be distributed under the terms of Sections 1 and 2 above on a medium customarily used for software interchange.

If distribution of object code is made by offering access to copy from a designated place, then offering equivalent access to copy the source code from the same place satisfies the requirement to distribute the source code, even though third parties are not compelled to copy the source along with the object code.

5. A program that contains no derivative of any portion of the Library, but is designed to work with the Library by being compiled or linked with it, is called a "work that uses the Library". Such a work, in isolation, is not a derivative work of the Library, and therefore falls outside the scope of this License.

However, linking a "work that uses the Library" with the Library creates an executable that is a derivative of the Library (because it contains portions of the Library), rather than a "work that uses the library". The executable is therefore covered by this License. Section 6 states terms for distribution of such executables.

When a "work that uses the Library" uses material from a header file that is part of the Library, the object code for the work may be a derivative work of the Library even though the source code is not. Whether this is true is especially significant if the work can be linked without the Library, or if the work is itself a library. The threshold for this to be true is not precisely defined by law.

If such an object file uses only numerical parameters, data structure layouts and accessors, and small macros and small inline functions (ten lines or less in length), then the use of the object file is unrestricted, regardless of whether it is legally a derivative work. (Executables containing this object code plus portions of the Library will still fall under Section 6.)

Otherwise, if the work is a derivative of the Library, you may distribute the object code for the work under the terms of Section 6. Any executables containing that work also fall under Section 6, whether or not they are linked directly with the Library itself.

6. As an exception to the Sections above, you may also compile or link a "work that uses the Library" with the Library to produce a work containing portions of the Library, and distribute that work under terms of your choice, provided that the terms permit modification of the work for the customer's own use and reverse engineering for debugging such modifications.

You must give prominent notice with each copy of the work that the Library is used in it and that the Library and its use are covered by this License. You must supply a copy of this License. If the work during execution displays copyright notices, you must include the copyright notice for the Library among them, as well as a reference directing the user to the copy of this License. Also, you must do one of these things:

a) Accompany the work with the complete corresponding machine-readable source code for the Library including whatever changes were used in the work (which must be distributed under Sections 1 and 2 above); and, if the work is an executable linked with the Library, with the complete machine-readable "work that uses the Library", as object code and/or source code, so that the user can modify the Library and then relink to produce a modified executable containing the modified Library. (It is understood that the user who changes the contents of definitions files in the Library will not necessarily be able to recompile the application to use the modified definitions.)

b) Accompany the work with a written offer, valid for at least three years, to give the same user the materials specified in Subsection 6a, above, for a charge no more than the cost of performing this distribution.

c) If distribution of the work is made by offering access to copy from a designated place, offer equivalent access to copy the above specified materials from the same place.

d) Verify that the user has already received a copy of these materials or that you have already sent this user a copy.

For an executable, the required form of the "work that uses the Library" must include any data and utility programs needed for reproducing the executable from it. However, as a special exception, the source code distributed need not include anything that is normally distributed (in either source or binary form) with the major components (compiler, kernel, and so on) of the operating system on which the executable runs, unless that component itself accompanies the executable.

It may happen that this requirement contradicts the license restrictions of other proprietary libraries that do not normally accompany the operating system. Such a contradiction means you cannot use both them and the Library together in an executable that you distribute.

7. You may place library facilities that are a work based on the Library side-by-side in a single library together with other library facilities not covered by this License, and distribute such a combined library, provided that the separate distribution of the work based on the Library and of the other library facilities is otherwise permitted, and provided that you do these two things:

a) Accompany the combined library with a copy of the same work based on the Library, uncombined with any other library facilities. This must be distributed under the terms of the Sections above.

b) Give prominent notice with the combined library of the fact that part of it is a work based on the Library, and explaining where to find the accompanying uncombined form of the same work.

8. You may not copy, modify, sublicense, link with, or distribute the Library except as expressly provided under this License. Any attempt otherwise to copy, modify, sublicense, link with, or distribute the Library is void, and will automatically terminate your rights under this License. However, parties who have received copies, or rights, from you under this License will not have their licenses terminated so long as such parties remain in full compliance.

9. You are not required to accept this License, since you have not signed it. However, nothing else grants you permission to modify or distribute the Library or its derivative works. These actions are prohibited by law if you do not accept this License. Therefore, by modifying or distributing the Library (or any work based on the Library), you indicate your acceptance of this License to do so, and all its terms and conditions for copying, distributing or modifying the Library or works based on it.

10. Each time you redistribute the Library (or any work based on the Library), the recipient automatically receives a license from the original licensor to copy, distribute, link with or modify the Library subject to these terms and conditions. You may not impose any further restrictions on the recipients' exercise of the rights granted herein. You are not responsible for enforcing compliance by third parties to this License.

11. If, as a consequence of a court judgment or allegation of patent infringement or for any other reason (not limited to patent issues), conditions are imposed on you (whether by court order, agreement or otherwise) that contradict the conditions of this License, they do not excuse you from the conditions of this License. If you cannot distribute so as to satisfy simultaneously your obligations under this License and any other pertinent obligations, then as a consequence you may not distribute the Library at all. For example, if a patent license would not permit royalty-free redistribution of the Library by all those who receive copies directly or indirectly through you, then the only way you could satisfy both it and this License would be to refrain entirely from distribution of the Library.

If any portion of this section is held invalid or unenforceable under any particular circumstance, the balance of the section is intended to apply, and the section as a whole is intended to apply in other circumstances.

It is not the purpose of this section to induce you to infringe any patents or other property right claims or to contest validity of any such claims; this section has the sole purpose of protecting the integrity of the free software distribution system which is implemented by public license practices. Many people have made generous contributions to the wide range of software distributed through that system in reliance on consistent application of that system; it is up to the author/donor to decide if he or she is willing to distribute software through any other system and a licensee cannot impose that choice.

This section is intended to make thoroughly clear what is believed to be a consequence of the rest of this License.

12. If the distribution and/or use of the Library is restricted in certain countries either by patents or by copyrighted interfaces, the original copyright holder who places the Library under this License may add an explicit geographical distribution limitation excluding those countries, so that distribution is permitted only in or among countries not thus excluded. In such case, this License incorporates the limitation as if written in the body of this License.

13. The Free Software Foundation may publish revised and/or new versions of the Library General Public License from time to time. Such new versions will be similar in spirit to the present version, but may differ in detail to address new problems or concerns.

Each version is given a distinguishing version number. If the Library specifies a version number of this License which applies to it and "any later version", you have the option of following the terms and conditions either of that version or of any later version published by the Free Software Foundation. If the Library does not specify a license version number, you may choose any version ever published by the Free Software Foundation.

14. If you wish to incorporate parts of the Library into other free programs whose distribution conditions are incompatible with these, write to the author to ask for permission. For software which is copyrighted by the Free Software Foundation, write to the Free Software Foundation; we sometimes make exceptions for this. Our decision will be guided by the two goals of preserving the free status of all derivatives of our free software and of promoting the sharing and reuse of software generally.

NO WARRANTY

15. BECAUSE THE LIBRARY IS LICENSED FREE OF CHARGE, THERE IS NO WARRANTY FOR THE LIBRARY, TO THE EXTENT PERMITTED BY APPLICABLE LAW. EXCEPT WHEN OTHERWISE STATED IN WRITING THE COPYRIGHT HOLDERS AND/OR OTHER PARTIES PROVIDE THE LIBRARY "AS IS" WITHOUT WARRANTY OF ANY KIND, EITHER EXPRESSED OR IMPLIED, INCLUDING, BUT NOT LIMITED TO, THE IMPLIED WARRANTIES OF MERCHANTABILITY AND FITNESS FOR A PARTICULAR PURPOSE. THE ENTIRE RISK AS TO THE QUALITY AND PERFORMANCE OF THE LIBRARY IS WITH YOU. SHOULD THE LIBRARY PROVE DEFECTIVE, YOU ASSUME THE COST OF ALL NECESSARY SERVICING, REPAIR OR CORRECTION.

16. IN NO EVENT UNLESS REQUIRED BY APPLICABLE LAW OR AGREED TO IN WRITING WILL ANY COPYRIGHT HOLDER, OR ANY OTHER PARTY WHO MAY MODIFY AND/OR REDISTRIBUTE THE LIBRARY AS PERMITTED ABOVE, BE LIABLE TO YOU FOR DAMAGES, INCLUDING ANY GENERAL, SPECIAL, INCIDENTAL OR CONSEQUENTIAL DAMAGES ARISING OUT OF THE USE OR INABILITY TO USE THE LIBRARY (INCLUDING BUT NOT LIMITED TO LOSS OF DATA OR DATA BEING RENDERED INACCURATE OR LOSSES SUSTAINED BY YOU OR THIRD PARTIES OR A FAILURE OF THE LIBRARY TO OPERATE WITH ANY OTHER SOFTWARE), EVEN IF SUCH HOLDER OR OTHER PARTY HAS BEEN ADVISED OF THE POSSIBILITY OF SUCH DAMAGES.

END OF TERMS AND CONDITIONS

How to Apply These Terms to Your New Libraries

If you develop a new library, and you want it to be of the greatest possible use to the public, we recommend making it free software that everyone can redistribute and change. You can do so by permitting redistribution under these terms (or, alternatively, under the terms of the ordinary General Public License).

To apply these terms, attach the following notices to the library. It is safest to attach them to the start of each source file to most effectively convey the exclusion of warranty; and each file should have at least the "copyright" line and a pointer to where the full notice is found.

one line to give the library's name and an idea of what it does.

Copyright (C) year name of author

This library is free software; you can redistribute it and/or modify it under the terms of the GNU Library General Public License as published by the Free Software Foundation; either version 2 of the License, or (at your option) any later version.

This library is distributed in the hope that it will be useful, but WITHOUT ANY WARRANTY; without even the implied warranty of MERCHANTABILITY or FITNESS FOR A PARTICULAR PURPOSE. See the GNU Library General Public License for more details.

You should have received a copy of the GNU Library General Public License along with this library; if not, write to the Free Software Foundation, Inc., 51 Franklin St, Fifth Floor, Boston, MA 02110-1301, USA.

Also add information on how to contact you by electronic and paper mail.

You should also get your employer (if you work as a programmer) or your school, if any, to sign a "copyright disclaimer" for the library, if necessary. Here is a sample; alter the names:

Yoyodyne, Inc., hereby disclaims all copyright interest in the library `Frob' (a library for tweaking knobs) written by James Random Hacker.

signature of Ty Coon, 1 April 1990

Ty Coon, President of Vice

That's all there is to it!

13. LGPLv2.1

GNU LESSER GENERAL PUBLIC LICENSE

Version 2.1, February 1999

Copyright (C) 1991, 1999 Free Software Foundation, Inc.
51 Franklin Street, Fifth Floor, Boston, MA 02110-1301 USA
Everyone is permitted to copy and distribute verbatim copies
of this license document, but changing it is not allowed.

[This is the first released version of the Lesser GPL. It also counts
as the successor of the GNU Library Public License, version 2, hence
the version number 2.1.]

Preamble

The licenses for most software are designed to take away your freedom to share and change it. By contrast, the GNU General Public Licenses are intended to guarantee your freedom to share and change free software--to make sure the software is free for all its users.

This license, the Lesser General Public License, applies to some specially designated software packages--typically libraries--of the Free Software Foundation and other authors who decide to use it. You can use it too, but we suggest you first think carefully about whether this license or the ordinary General Public License is the better strategy to use in any particular case, based on the explanations below.

When we speak of free software, we are referring to freedom of use, not price. Our General Public Licenses are designed to make sure that you have the freedom to distribute copies of free software (and charge for this service if you wish); that you receive source code or can get it if you want it; that you can change the software and use pieces of it in new free programs; and that you are informed that you can do these things.

To protect your rights, we need to make restrictions that forbid distributors to deny you these rights or to ask you to surrender these rights. These restrictions translate to certain responsibilities for you if you distribute copies of the library or if you modify it.

For example, if you distribute copies of the library, whether gratis or for a fee, you must give the recipients all the rights that we gave you. You must make sure that they, too, receive or can get the source code. If you link other code with the library, you must provide complete object files to the recipients, so that they can relink them with the library after making changes to the library and recompiling it. And you must show them these terms so they know their rights.

We protect your rights with a two-step method: (1) we copyright the library, and (2) we offer you this license, which gives you legal permission to copy, distribute and/or modify the library.

To protect each distributor, we want to make it very clear that there is no warranty for the free library. Also, if the library is modified by someone else and passed on, the recipients should know that what they have is not the original version, so that the original author's reputation will not be affected by problems that might be introduced by others.

Finally, software patents pose a constant threat to the existence of any free program. We wish to make sure that a company cannot effectively restrict the users of a free program by obtaining a restrictive license from a patent holder. Therefore, we insist that any patent license obtained for a version of the library must be consistent with the full freedom of use specified in this license.

Most GNU software, including some libraries, is covered by the ordinary GNU General Public License. This license, the GNU Lesser General Public License, applies to certain designated libraries, and is quite different from the ordinary General Public License. We use this license for certain libraries in order to permit linking those libraries into non-free programs.

When a program is linked with a library, whether statically or using a shared library, the combination of the two is legally speaking a combined work, a derivative of the original library. The ordinary General Public License therefore permits such linking only if the entire combination fits its criteria of freedom. The Lesser General Public License permits more lax criteria for linking other code with the library.

We call this license the "Lesser" General Public License because it does Less to protect the user's freedom than the ordinary General Public License. It also provides other free software developers Less of an advantage over competing non-free programs. These disadvantages are the reason we use the ordinary General Public License for many libraries. However, the Lesser license provides advantages in certain special circumstances.

For example, on rare occasions, there may be a special need to encourage the widest possible use of a certain library, so that it becomes a de-facto standard. To achieve this, non-free programs must be allowed to use the library. A more frequent case is that a free library does the same job as widely used non-free libraries. In this case, there is little to gain by limiting the free library to free software only, so we use the Lesser General Public License.

In other cases, permission to use a particular library in non-free programs enables a greater number of people to use a large body of free software. For example, permission to use the GNU C Library in non-free programs enables many more people to use the whole GNU operating system, as well as its variant, the GNU/Linux operating system.

Although the Lesser General Public License is Less protective of the users' freedom, it does ensure that the user of a program that is linked with the Library has the freedom and the wherewithal to run that program using a modified version of the Library.

The precise terms and conditions for copying, distribution and modification follow. Pay close attention to the difference between a "work based on the library" and a "work that uses the library". The former contains code derived from the library, whereas the latter must be combined with the library in order to run.

TERMS AND CONDITIONS FOR COPYING, DISTRIBUTION AND MODIFICATION

0. This License Agreement applies to any software library or other program which contains a notice placed by the copyright holder or other authorized party saying it may be distributed under the terms of this Lesser General Public License (also called "this License"). Each licensee is addressed as "you".

A "library" means a collection of software functions and/or data prepared so as to be conveniently linked with application programs (which use some of those functions and data) to form executables.

The "Library", below, refers to any such software library or work which has been distributed under these terms. A "work based on the Library" means either the Library or any derivative work under copyright law: that is to say, a work containing the Library or a portion of it, either verbatim or with modifications and/or translated straightforwardly into another language. (Hereinafter, translation is included without limitation in the term "modification".)

"Source code" for a work means the preferred form of the work for making modifications to it. For a library, complete source code means all the source code for all modules it contains, plus any associated interface definition files, plus the scripts used to control compilation and installation of the library.

Activities other than copying, distribution and modification are not covered by this License; they are outside its scope. The act of running a program using the Library is not restricted, and output from such a program is covered only if its contents constitute a work based on the Library (independent of the use of the Library in a tool for writing it). Whether that is true depends on what the Library does and what the program that uses the Library does.

1. You may copy and distribute verbatim copies of the Library's complete source code as you receive it, in any medium, provided that you conspicuously and appropriately publish on each copy an appropriate copyright notice and disclaimer of warranty; keep intact all the notices that refer to this License and to the absence of any warranty; and distribute a copy of this License along with the Library.

You may charge a fee for the physical act of transferring a copy, and you may at your option offer warranty protection in exchange for a fee.

2. You may modify your copy or copies of the Library or any portion of it, thus forming a work based on the Library, and copy and distribute such modifications or work under the terms of Section 1 above, provided that you also meet all of these conditions:

- a) The modified work must itself be a software library.
- b) You must cause the files modified to carry prominent notices stating that you changed the files and the date of any change.
- c) You must cause the whole of the work to be licensed at no charge to all third parties under the terms of this License.
- d) If a facility in the modified Library refers to a function or a table of data to be supplied by an application program that uses the facility, other than as an argument passed when the facility is invoked, then you must make a good faith effort to ensure that, in the event an application does not supply such function or table, the facility still operates, and performs whatever part of its purpose remains meaningful. (For example, a function in a library to compute square roots has a purpose that is entirely well-defined independent of the application. Therefore, Subsection 2d requires that any application-supplied function or table used by this function must be optional: if the application does not supply it, the square root function must still compute square roots.)

These requirements apply to the modified work as a whole. If identifiable sections of that work are not derived from the Library, and can be reasonably considered independent and separate works in themselves, then this License, and its terms, do not apply to those sections when you distribute them as separate works. But when you distribute the same sections as part of a whole which is a work based on the Library, the distribution of the whole must be on the terms of this License, whose permissions for other licensees extend to the entire whole, and thus to each and every part regardless of who wrote it.

Thus, it is not the intent of this section to claim rights or contest your rights to work written entirely by you; rather, the intent is to exercise the right to control the distribution of derivative or collective works based on the Library.

In addition, mere aggregation of another work not based on the Library with the Library (or with a work based on the Library) on a volume of a storage or distribution medium does not bring the other work under the scope of this License.

3. You may opt to apply the terms of the ordinary GNU General Public License instead of this License to a given copy of the Library. To do this, you must alter all the notices that refer to this License, so that they refer to the ordinary GNU General Public License, version 2, instead of to this License. (If a newer version than version 2 of the ordinary GNU General Public License has appeared, then you can specify that version instead if you wish.) Do not make any other change in these notices.

Once this change is made in a given copy, it is irreversible for that copy, so the ordinary GNU General Public License applies to all subsequent copies and derivative works made from that copy.

This option is useful when you wish to copy part of the code of the Library into a program that is not a library.

4. You may copy and distribute the Library (or a portion or derivative of it, under Section 2) in object code or executable form under the terms of Sections 1 and 2 above provided that you accompany it with the complete corresponding machine-readable source code, which must be distributed under the terms of Sections 1 and 2 above on a medium customarily used for software interchange.

If distribution of object code is made by offering access to copy from a designated place, then offering equivalent access to copy the source code from the same place satisfies the requirement to distribute the source code, even though third parties are not compelled to copy the source along with the object code.

5. A program that contains no derivative of any portion of the Library, but is designed to work with the Library by being compiled or linked with it, is called a "work that uses the Library". Such a work, in isolation, is not a derivative work of the Library, and therefore falls outside the scope of this License.

However, linking a "work that uses the Library" with the Library creates an executable that is a derivative of the Library (because it contains portions of the Library), rather than a "work that uses the library". The executable is therefore covered by this License. Section 6 states terms for distribution of such executables.

When a "work that uses the Library" uses material from a header file that is part of the Library, the object code for the work may be a derivative work of the Library even though the source code is not. Whether this is true is especially significant if the work can be linked without the Library, or if the work is itself a library. The threshold for this to be true is not precisely defined by law.

If such an object file uses only numerical parameters, data structure layouts and accessors, and small macros and small inline functions (ten lines or less in length), then the use of the object file is unrestricted, regardless of whether it is legally a derivative work. (Executables containing this object code plus portions of the Library will still fall under Section 6.)

Otherwise, if the work is a derivative of the Library, you may distribute the object code for the work under the terms of Section 6. Any executables containing that work also fall under Section 6, whether or not they are linked directly with the Library itself.

6. As an exception to the Sections above, you may also combine or link a "work that uses the Library" with the Library to produce a work containing portions of the Library, and distribute that work under terms of your choice, provided that the terms permit modification of the work for the customer's own use and reverse engineering for debugging such modifications.

You must give prominent notice with each copy of the work that the Library is used in it and that the Library and its use are covered by this License. You must supply a copy of this License. If the work during execution displays copyright notices, you must include the copyright notice for the Library among them, as well as a reference directing the user to the copy of this License. Also, you must do one of these things:

- a) Accompany the work with the complete corresponding machine-readable source code for the Library including whatever changes were used in the work (which must be distributed under Sections 1 and 2 above); and, if the work is an executable linked with the Library, with the complete machine-readable "work that uses the Library", as object code and/or source code, so that the user can modify the Library and then relink to produce a modified executable containing the modified Library. (It is understood that the user who changes the contents of definitions files in the Library will not necessarily be able to recompile the application to use the modified definitions.)
- b) Use a suitable shared library mechanism for linking with the Library. A suitable mechanism is one that (1) uses at run time a copy of the library already present on the user's computer system, rather than copying library functions into the executable, and (2) will operate properly with a modified version of the library, if the user installs one, as long as the modified version is interface-compatible with the version that the work was made with.
- c) Accompany the work with a written offer, valid for at least three years, to give the same user the materials specified in Subsection 6a, above, for a charge no more than the cost of performing this distribution.
- d) If distribution of the work is made by offering access to copy from a designated place, offer equivalent access to copy the above specified materials from the same place.
- e) Verify that the user has already received a copy of these materials or that you have already sent this user a copy.
- For an executable, the required form of the "work that uses the Library" must include any data and utility programs needed for reproducing the executable from it. However, as a special exception, the materials to be distributed need not include anything that is normally distributed (in either source or binary form) with the major components (compiler, kernel, and so on) of the operating system on which the executable runs, unless that component itself accompanies the executable.

It may happen that this requirement contradicts the license restrictions of other proprietary libraries that do not normally accompany the operating system. Such a contradiction means you cannot use both them and the Library together in an executable that you distribute.

7. You may place library facilities that are a work based on the Library side-by-side in a single library together with other library facilities not covered by this License, and distribute such a combined library, provided that the separate distribution of the work based on the Library and of the other library facilities is otherwise permitted, and provided that you do these two things:

- a) Accompany the combined library with a copy of the same work based on the Library, uncombined with any other library facilities. This must be distributed under the terms of the Sections above.
- b) Give prominent notice with the combined library of the fact that part of it is a work based on the Library, and explaining where to find the accompanying uncombined form of the same work.

8. You may not copy, modify, sublicense, link with, or distribute the Library except as expressly provided under this License. Any attempt otherwise to copy, modify, sublicense, link with, or distribute the Library is void, and will automatically terminate your rights under this License. However, parties who have received copies, or rights, from you under this License will not have their licenses terminated so long as such parties remain in full compliance.

9. You are not required to accept this License, since you have not signed it. However, nothing else grants you permission to modify or distribute the Library or its derivative works. These actions are prohibited by law if you do not accept this License. Therefore, by modifying or distributing the Library (or any work based on the Library), you indicate your acceptance of this License to do so, and all its terms and conditions for copying, distributing or modifying the Library or works based on it.

10. Each time you redistribute the Library (or any work based on the Library), the recipient automatically receives a license from the original licensor to copy, distribute, link with or modify the Library subject to these terms and conditions. You may not impose any further restrictions on the recipients' exercise of the rights granted herein. You are not responsible for enforcing compliance by third parties with this License.

11. If, as a consequence of a court judgment or allegation of patent infringement or for any other reason (not limited to patent issues), conditions are imposed on you (whether by court order, agreement or otherwise) that contradict the conditions of this License, they do not excuse you from the conditions of this License. If you cannot distribute so as to satisfy simultaneously your obligations under this License and any other pertinent obligations, then as a consequence you may not distribute the Library at all. For example, if a patent license would not permit royalty-free redistribution of the Library by all those who receive copies directly or indirectly through you, then the only way you could satisfy both it and this License would be to refrain entirely from distribution of the Library.

If any portion of this section is held invalid or unenforceable under any particular circumstance, the balance of the section is intended to apply, and the section as a whole is intended to apply in other circumstances.

It is not the purpose of this section to induce you to infringe any patents or other property right claims or to contest validity of any such claims; this section has the sole purpose of protecting the integrity of the free software distribution system which is implemented by public license practices. Many people have made generous contributions to the wide range of software distributed through that system in reliance on consistent application of that system; it is up to the author/donor to decide if he or she is willing to distribute software through any other system and a licensee cannot impose that choice.

This section is intended to make thoroughly clear what is believed to be a consequence of the rest of this License.

12. If the distribution and/or use of the Library is restricted in certain countries either by patents or by copyrighted interfaces, the original copyright holder who places the Library under this License may add an explicit geographical distribution limitation excluding those countries, so that distribution is permitted only in or among countries not thus excluded. In such case, this License incorporates the limitation as if written in the body of this License.

13. The Free Software Foundation may publish revised and/or new versions of the Lesser General Public License from time to time. Such new versions will be similar in spirit to the present version, but may differ in detail to address new problems or concerns.

Each version is given a distinguishing version number. If the Library specifies a version number of this License which applies to it and "any later version", you have the option of following the terms and conditions either of that version or of any later version published by the Free Software Foundation. If the Library does not specify a license version number, you may choose any version ever published by the Free Software Foundation.

14. If you wish to incorporate parts of the Library into other free programs whose distribution conditions are incompatible with these, write to the author to ask for permission. For software which is copyrighted by the Free Software Foundation, write to the Free Software Foundation; we sometimes make exceptions for this. Our decision will be guided by the two goals of preserving the free status of all derivatives of our free software and of promoting the sharing and reuse of software generally.

NO WARRANTY

15. BECAUSE THE LIBRARY IS LICENSED FREE OF CHARGE, THERE IS NO WARRANTY FOR THE LIBRARY, TO THE EXTENT PERMITTED BY APPLICABLE LAW. EXCEPT WHEN OTHERWISE STATED IN WRITING THE COPYRIGHT HOLDERS AND/OR OTHER PARTIES PROVIDE THE LIBRARY "AS IS" WITHOUT WARRANTY OF ANY KIND, EITHER EXPRESSED OR IMPLIED, INCLUDING, BUT NOT LIMITED TO, THE IMPLIED WARRANTIES OF MERCHANTABILITY AND FITNESS FOR A PARTICULAR PURPOSE. THE ENTIRE RISK AS TO THE QUALITY AND PERFORMANCE OF THE LIBRARY IS WITH YOU. SHOULD THE LIBRARY PROVE DEFECTIVE, YOU ASSUME THE COST OF ALL NECESSARY SERVICING, REPAIR OR CORRECTION.

16. IN NO EVENT UNLESS REQUIRED BY APPLICABLE LAW OR AGREED TO IN WRITING WILL ANY COPYRIGHT HOLDER, OR ANY OTHER PARTY WHO MAY MODIFY AND/OR REDISTRIBUTE THE LIBRARY AS PERMITTED ABOVE, BE LIABLE TO YOU FOR DAMAGES, INCLUDING ANY GENERAL, SPECIAL, INCIDENTAL OR CONSEQUENTIAL DAMAGES ARISING OUT OF THE USE OR INABILITY TO USE THE LIBRARY (INCLUDING BUT NOT LIMITED TO LOSS OF DATA OR DATA BEING RENDERED INACCURATE OR LOSSES SUSTAINED BY YOU OR THIRD PARTIES OR A FAILURE OF THE LIBRARY TO OPERATE WITH ANY OTHER SOFTWARE), EVEN IF SUCH HOLDER OR OTHER PARTY HAS BEEN ADVISED OF THE POSSIBILITY OF SUCH DAMAGES.

END OF TERMS AND CONDITIONS

How to Apply These Terms to Your New Libraries

If you develop a new library, and you want it to be of the greatest possible use to the public, we recommend making it free software that everyone can redistribute and change. You can do so by permitting redistribution under these terms (or, alternatively, under the terms of the ordinary General Public License).

To apply these terms, attach the following notices to the library. It is safest to attach them to the start of each source file to most effectively convey the exclusion of warranty; and each file should have at least the "copyright" line and a pointer to where the full notice is found.

one line to give the library's name and an idea of what it does.
Copyright (C) year name of author

This library is free software; you can redistribute it and/or modify it under the terms of the GNU Lesser General Public

License as published by the Free Software Foundation; either version 2.1 of the License, or (at your option) any later version.

This library is distributed in the hope that it will be useful, but WITHOUT ANY WARRANTY; without even the implied warranty of MERCHANTABILITY or FITNESS FOR A PARTICULAR PURPOSE. See the GNU Lesser General Public License for more details.

You should have received a copy of the GNU Lesser General Public License along with this library; if not, write to the Free Software Foundation, Inc., 51 Franklin Street, Fifth Floor, Boston, MA 02110-1301 USA
Also add information on how to contact you by electronic and paper mail.

You should also get your employer (if you work as a programmer) or your school, if any, to sign a "copyright disclaimer" for the library, if necessary. Here is a sample; alter the names:

Yoyodyne, Inc., hereby disclaims all copyright interest in the library `Frob` (a library for tweaking knobs) written by James Random Hacker.

signature of Ty Coon, 1 April 1990

Ty Coon, President of Vice
That's all there is to it!

14. Libpng

This copy of the libpng notices is provided for your convenience. In case of any discrepancy between this copy and the notices in the file png.h that is included in the libpng distribution, the latter shall prevail.

COPYRIGHT NOTICE, DISCLAIMER, and LICENSE:

If you modify libpng you may insert additional notices immediately following this sentence.

This code is released under the libpng license.

libpng versions 1.2.6, August 15, 2004, through 1.4.5, December 9, 2010, are Copyright (c) 2004, 2006-2010 Glenn Randers-Pehrson, and are distributed according to the same disclaimer and license as libpng-1.2.5 with the following individual added to the list of Contributing Authors

Cosmin Truta

libpng versions 1.0.7, July 1, 2000, through 1.2.5 - October 3, 2002, are

Copyright (c) 2000-2002 Glenn Randers-Pehrson, and are distributed according to the same disclaimer and license as libpng-1.0.6 with the following individuals added to the list of Contributing Authors

Simon-Pierre Cadieux
Eric S. Raymond
Gilles Vollant

and with the following additions to the disclaimer:

There is no warranty against interference with your enjoyment of the library or against infringement. There is no warranty that our efforts or the library will fulfill any of your particular purposes or needs. This library is provided with all faults, and the entire risk of satisfactory quality, performance, accuracy, and effort is with the user.

libpng versions 0.97, January 1998, through 1.0.6, March 20, 2000, are

Copyright (c) 1998, 1999 Glenn Randers-Pehrson, and are distributed according to the same disclaimer and license as libpng-0.96, with the following individuals added to the list of Contributing Authors:

Tom Lane
Glenn Randers-Pehrson
Willem van Schaik

libpng versions 0.89, June 1996, through 0.96, May 1997, are

Copyright (c) 1996, 1997 Andreas Dilger

Distributed according to the same disclaimer and license as libpng-0.88, with the following individuals added to the list of Contributing Authors:

John Bowler
Kevin Brace
Sam Bushell
Magnus Holmgren
Greg Roelofs
Tom Tanner

libpng versions 0.5, May 1995, through 0.88, January 1996, are

Copyright (c) 1995, 1996 Guy Eric Schalnat, Group 42, Inc.

For the purposes of this copyright and license, "Contributing Authors" is defined as the following set of individuals:

Andreas Dilger
Dave Martindale
Guy Eric Schalnat
Paul Schmidt
Tim Wegner

The PNG Reference Library is supplied "AS IS". The Contributing Authors and Group 42, Inc. disclaim all warranties, expressed or implied, including, without limitation, the warranties of merchantability and of fitness for any purpose. The Contributing Authors and Group 42, Inc. assume no liability for direct, indirect, incidental, special, exemplary, or consequential damages, which may result from the use of the PNG Reference Library, even if advised of the possibility of such damage.

Permission is hereby granted to use, copy, modify, and distribute this source code, or portions hereof, for any purpose, without fee, subject to the following restrictions:

1. The origin of this source code must not be misrepresented.
2. Altered versions must be plainly marked as such and must not be misrepresented as being the original source.
3. This Copyright notice may not be removed or altered from any source or altered source distribution.

The Contributing Authors and Group 42, Inc. specifically permit, without fee, and encourage the use of this source code as a component to supporting the PNG file format in commercial products. If you use this source code in a product, acknowledgment is not required but would be appreciated.

A "png_get_copyright" function is available, for convenient use in "about" boxes and the like:

```
printf("%s",png_get_copyright(NULL));
```

Also, the PNG logo (in PNG format, of course) is supplied in the files "pngbar.png" and "pngbar.jpg (88x31)" and "pngnow.png" (98x31).

Libpng is OSI Certified Open Source Software. OSI Certified Open Source is a certification mark of the Open Source Initiative.

Glenn Randers-Pehrson
glennrp at users.sourceforge.net
December 9, 2010

15. MIT

MIT License

Copyright (c) <year> <copyright holders>

Permission is hereby granted, free of charge, to any person obtaining a copy of this software and associated documentation files (the "Software"), to deal in the Software without restriction, including without limitation the rights to use, copy, modify, merge, publish, distribute, sublicense, and/or sell copies of the Software, and to permit persons to whom the Software is furnished to do so, subject to the following conditions:

The above copyright notice and this permission notice shall be included in all copies or substantial portions of the Software.

THE SOFTWARE IS PROVIDED "AS IS", WITHOUT WARRANTY OF ANY KIND, EXPRESS OR IMPLIED, INCLUDING BUT NOT LIMITED TO THE WARRANTIES OF MERCHANTABILITY, FITNESS FOR A PARTICULAR PURPOSE AND NONINFRINGEMENT. IN NO EVENT SHALL THE AUTHORS OR COPYRIGHT HOLDERS BE LIABLE FOR ANY CLAIM, DAMAGES OR OTHER LIABILITY, WHETHER IN AN ACTION OF CONTRACT, TORT OR OTHERWISE, ARISING FROM, OUT OF OR IN CONNECTION WITH THE SOFTWARE OR THE USE OR OTHER DEALINGS IN THE SOFTWARE.

16. MIT-style

equals 6.15 MIT

17. openssl

LICENSE ISSUES

The OpenSSL toolkit stays under a dual license, i.e. both the conditions of the OpenSSL License and the original SSLeay license apply to the toolkit. See below for the actual license texts. Actually both licenses are BSD-style Open Source licenses. In case of any license issues related to OpenSSL please contact openssl-core@openssl.org.

OpenSSL License

Copyright (c) 1998-2016 The OpenSSL Project. All rights reserved.

Redistribution and use in source and binary forms, with or without modification, are permitted provided that the following conditions are met:

1. Redistributions of source code must retain the above copyright notice, this list of conditions and the following disclaimer.
2. Redistributions in binary form must reproduce the above copyright notice, this list of conditions and the following disclaimer in the documentation and/or other materials provided with the distribution.

3. All advertising materials mentioning features or use of this software must display the following acknowledgment:

"This product includes software developed by the OpenSSL Project for use in the OpenSSL Toolkit. (<http://www.openssl.org/>)"

4. The names "OpenSSL Toolkit" and "OpenSSL Project" must not be used to endorse or promote products derived from this software without prior written permission. For written permission, please contact openssl-core@openssl.org.

5. Products derived from this software may not be called "OpenSSL" nor may "OpenSSL" appear in their names without prior written permission of the OpenSSL Project.

6. Redistributions of any form whatsoever must retain the following acknowledgment:

"This product includes software developed by the OpenSSL Project for use in the OpenSSL Toolkit (<http://www.openssl.org/>)"

THIS SOFTWARE IS PROVIDED BY THE OpenSSL PROJECT "AS IS" AND ANY EXPRESSED OR IMPLIED WARRANTIES, INCLUDING, BUT NOT LIMITED TO, THE IMPLIED WARRANTIES OF MERCHANTABILITY AND FITNESS FOR A PARTICULAR PURPOSE ARE DISCLAIMED. IN NO EVENT SHALL THE OpenSSL PROJECT OR ITS CONTRIBUTORS BE LIABLE FOR ANY DIRECT, INDIRECT, INCIDENTAL, SPECIAL, EXEMPLARY, OR CONSEQUENTIAL DAMAGES (INCLUDING, BUT NOT LIMITED TO, PROCUREMENT OF SUBSTITUTE GOODS OR SERVICES; LOSS OF USE, DATA, OR PROFITS; OR BUSINESS INTERRUPTION) HOWEVER CAUSED AND ON ANY THEORY OF LIABILITY, WHETHER IN CONTRACT, STRICT LIABILITY, OR TORT (INCLUDING NEGLIGENCE OR OTHERWISE) ARISING IN ANY WAY OUT OF THE USE OF THIS SOFTWARE, EVEN IF ADVISED OF THE POSSIBILITY OF SUCH DAMAGE.

This product includes cryptographic software written by Eric Young (eay@cryptsoft.com). This product includes software written by Tim Hudson (tjh@cryptsoft.com).

Original SSLeay License

Copyright (C) 1995-1998 Eric Young (eay@cryptsoft.com) All rights reserved.

This package is an SSL implementation written by Eric Young (eay@cryptsoft.com).

The implementation was written so as to conform with Netscapes SSL.

This library is free for commercial and non-commercial use as long as the following conditions are adhered to. The following conditions apply to all code found in this distribution, be it the RC4, RSA, lhash, DES, etc., code; not just the SSL code. The SSL documentation included with this distribution is covered by the same copyright terms except that the holder is Tim Hudson (tjh@cryptsoft.com).

Copyright remains Eric Young's, and as such any Copyright notices in the code are not to be removed.

If this package is used in a product, Eric Young should be given attribution as the author of the parts of the library used. This can be in the form of a textual message at program startup or in documentation (online or textual) provided with the package.

Redistribution and use in source and binary forms, with or without modification, are permitted provided that the following conditions are met:

1. Redistributions of source code must retain the copyright notice, this list of conditions and the following disclaimer.
2. Redistributions in binary form must reproduce the above copyright notice, this list of conditions and the following disclaimer in the documentation and/or other materials provided with the distribution.
3. All advertising materials mentioning features or use of this software must display the following acknowledgement:
"This product includes cryptographic software written by Eric Young (eay@cryptsoft.com)"
The word 'cryptographic' can be left out if the routines from the library being used are not cryptographic related :-).
4. If you include any Windows specific code (or a derivative thereof) from the apps directory (application code) you must include an acknowledgement:
"This product includes software written by Tim Hudson (tjh@cryptsoft.com)"

THIS SOFTWARE IS PROVIDED BY ERIC YOUNG "AS IS" AND ANY EXPRESS OR IMPLIED WARRANTIES, INCLUDING, BUT NOT LIMITED TO, THE IMPLIED WARRANTIES OF MERCHANTABILITY AND FITNESS FOR A PARTICULAR PURPOSE ARE DISCLAIMED. IN NO EVENT SHALL THE AUTHOR OR CONTRIBUTORS BE LIABLE FOR ANY DIRECT, INDIRECT, INCIDENTAL, SPECIAL, EXEMPLARY, OR CONSEQUENTIAL DAMAGES (INCLUDING, BUT NOT LIMITED TO, PROCUREMENT OF SUBSTITUTE GOODS OR SERVICES; LOSS OF USE, DATA, OR PROFITS; OR BUSINESS INTERRUPTION) HOWEVER CAUSED AND ON ANY THEORY OF LIABILITY, WHETHER IN CONTRACT, STRICT LIABILITY, OR TORT (INCLUDING NEGLIGENCE OR OTHERWISE) ARISING IN ANY WAY OUT OF THE USE OF THIS SOFTWARE, EVEN IF ADVISED OF THE POSSIBILITY OF SUCH DAMAGE.

The licence and distribution terms for any publicly available version or derivative of this code cannot be changed. i.e. this code cannot simply be copied and put under another distribution licence [including the GNU Public Licence.]

18. PD

There is no generic license text for the public domain license.

19. PSFv2

PYTHON SOFTWARE FOUNDATION LICENSE VERSION 2

1. This LICENSE AGREEMENT is between the Python Software Foundation ("PSF"), and the Individual or Organization ("Licensee") accessing and otherwise using this software ("Python") in source or binary form and its associated documentation.
2. Subject to the terms and conditions of this License Agreement, PSF hereby grants Licensee a nonexclusive, royalty-free, world-wide license to reproduce, analyze, test, perform and/or display publicly, prepare derivative works, distribute, and otherwise use Python alone or in any derivative version, provided, however, that PSF's License Agreement and PSF's notice of copyright, i.e., "Copyright (c) 2001, 2002, 2003, 2004, 2005, 2006 Python Software Foundation; All Rights Reserved" are retained in Python alone or in any derivative version prepared by Licensee.
3. In the event Licensee prepares a derivative work that is based on or incorporates Python or any part thereof, and wants to make the derivative work available to others as provided herein, then Licensee hereby agrees to include in any such work a brief summary of the changes made to Python.
4. PSF is making Python available to Licensee on an "AS IS" basis. PSF MAKES NO REPRESENTATIONS OR WARRANTIES, EXPRESS OR IMPLIED. BY WAY OF EXAMPLE, BUT NOT LIMITATION, PSF MAKES NO AND DISCLAIMS ANY REPRESENTATION OR WARRANTY OF MERCHANTABILITY OR FITNESS FOR ANY PARTICULAR PURPOSE OR THAT THE USE OF PYTHON WILL NOT INFRINGE ANY THIRD PARTY RIGHTS.
5. PSF SHALL NOT BE LIABLE TO LICENSEE OR ANY OTHER USERS OF PYTHON FOR ANY INCIDENTAL, SPECIAL, OR CONSEQUENTIAL DAMAGES OR LOSS AS A RESULT OF MODIFYING, DISTRIBUTING, OR OTHERWISE USING PYTHON, OR ANY DERIVATIVE THEREOF, EVEN IF ADVISED OF THE POSSIBILITY THEREOF.
6. This License Agreement will automatically terminate upon a material breach of its terms and conditions.
7. Nothing in this License Agreement shall be deemed to create any relationship of agency, partnership, or joint venture between PSF and Licensee. This License Agreement does not grant permission to use PSF trademarks or trade name in a trademark sense to endorse or promote products or services of Licensee, or any third party.
8. By copying, installing or otherwise using Python, Licensee agrees to be bound by the terms and conditions of this License Agreement.

BEOPEN.COM LICENSE AGREEMENT FOR PYTHON 2.0

BEOPEN PYTHON OPEN SOURCE LICENSE AGREEMENT VERSION 1

1. This LICENSE AGREEMENT is between BeOpen.com ("BeOpen"), having an office at 160 Saratoga Avenue, Santa Clara, CA 95051, and the Individual or Organization ("Licensee") accessing and otherwise using this software in source or binary form and its associated documentation ("the Software").
2. Subject to the terms and conditions of this BeOpen Python License Agreement, BeOpen hereby grants Licensee a non-exclusive, royalty-free, world-wide license to reproduce, analyze, test, perform and/or display publicly, prepare derivative works, distribute, and otherwise use the Software alone or in any derivative version, provided, however, that the BeOpen Python License is retained in the Software, alone or in any derivative version prepared by Licensee.
3. BeOpen is making the Software available to Licensee on an "AS IS" basis. BEOPEN MAKES NO REPRESENTATIONS OR WARRANTIES, EXPRESS OR IMPLIED. BY WAY OF EXAMPLE, BUT NOT LIMITATION, BEOPEN MAKES NO AND DISCLAIMS ANY REPRESENTATION OR WARRANTY OF MERCHANTABILITY OR FITNESS FOR ANY PARTICULAR PURPOSE OR THAT THE USE OF THE SOFTWARE WILL NOT INFRINGE ANY THIRD PARTY RIGHTS.
4. BEOPEN SHALL NOT BE LIABLE TO LICENSEE OR ANY OTHER USERS OF THE SOFTWARE FOR ANY INCIDENTAL, SPECIAL, OR CONSEQUENTIAL DAMAGES OR LOSS AS A RESULT OF USING, MODIFYING OR DISTRIBUTING THE SOFTWARE, OR ANY DERIVATIVE THEREOF, EVEN IF ADVISED OF THE POSSIBILITY THEREOF.
5. This License Agreement will automatically terminate upon a material breach of its terms and conditions.
6. This License Agreement shall be governed by and interpreted in all respects by the law of the State of California, excluding conflict of law provisions. Nothing in this License Agreement shall be deemed to create any relationship of agency, partnership, or joint venture between BeOpen and Licensee. This License Agreement does not grant permission to use BeOpen trademarks or trade names in a trademark sense to endorse or promote products or services of Licensee, or any third party. As an exception, the "BeOpen Python" logos available at

<http://www.pythonlabs.com/logos.html> may be used according to the permissions granted on that web page.

7. By copying, installing or otherwise using the software, Licensee agrees to be bound by the terms and conditions of this License Agreement.

CNRI LICENSE AGREEMENT FOR PYTHON 1.6.1

1. This LICENSE AGREEMENT is between the Corporation for National Research Initiatives, having an office at 1895 Preston White Drive, Reston, VA 20191 ("CNRI"), and the Individual or Organization ("Licensee") accessing and otherwise using Python 1.6.1 software in source or binary form and its associated documentation.
2. Subject to the terms and conditions of this License Agreement, CNRI hereby grants Licensee a nonexclusive, royalty-free, world-wide license to reproduce, analyze, test, perform and/or display publicly, prepare derivative works, distribute, and otherwise use Python 1.6.1 alone or in any derivative version, provided, however, that CNRI's License Agreement and CNRI's notice of copyright, i.e., "Copyright (c) 1995-2001 Corporation for National Research Initiatives; All Rights Reserved" are retained in Python 1.6.1 alone or in any derivative version prepared by Licensee. Alternately, in lieu of CNRI's License Agreement, Licensee may substitute the following text (omitting the quotes): "Python 1.6.1 is made available subject to the terms and conditions in CNRI's License Agreement. This Agreement together with Python 1.6.1 may be located on the Internet using the following unique, persistent identifier (known as a handle): 1895.22/1013. This Agreement may also be obtained from a proxy server on the Internet using the following URL: <http://hdl.handle.net/1895.22/1013>".
3. In the event Licensee prepares a derivative work that is based on or incorporates Python 1.6.1 or any part thereof, and wants to make the derivative work available to others as provided herein, then Licensee hereby agrees to include in any such work a brief summary of the changes made to Python 1.6.1.
4. CNRI is making Python 1.6.1 available to Licensee on an "AS IS" basis. CNRI MAKES NO REPRESENTATIONS OR WARRANTIES, EXPRESS OR IMPLIED. BY WAY OF EXAMPLE, BUT NOT LIMITATION, CNRI MAKES NO AND DISCLAIMS ANY REPRESENTATION OR WARRANTY OF MERCHANTABILITY OR FITNESS FOR ANY PARTICULAR PURPOSE OR THAT THE USE OF PYTHON 1.6.1 WILL NOT INFRINGE ANY THIRD PARTY RIGHTS.
5. CNRI SHALL NOT BE LIABLE TO LICENSEE OR ANY OTHER USERS OF PYTHON 1.6.1 FOR ANY INCIDENTAL, SPECIAL, OR CONSEQUENTIAL DAMAGES OR LOSS AS A RESULT OF MODIFYING, DISTRIBUTING, OR OTHERWISE USING PYTHON 1.6.1, OR ANY DERIVATIVE THEREOF, EVEN IF ADVISED OF THE POSSIBILITY THEREOF.
6. This License Agreement will automatically terminate upon a material breach of its terms and conditions.
7. This License Agreement shall be governed by the federal intellectual property law of the United States, including without limitation the federal copyright law, and, to the extent such U.S. federal law does not apply, by the law of the Commonwealth of Virginia, excluding Virginia's conflict of law provisions. Notwithstanding the foregoing, with regard to derivative works based on Python 1.6.1 that incorporate non-separable material that was previously distributed under the GNU General Public License (GPL), the law of the Commonwealth of Virginia shall govern this License Agreement only as to issues arising under or with respect to Paragraphs 4, 5, and 7 of this License Agreement. Nothing in this License Agreement shall be deemed to create any relationship of agency, partnership, or joint venture between CNRI and Licensee. This License Agreement does not grant permission to use CNRI trademarks or trade name in a trademark sense to endorse or promote products or services of Licensee, or any third party.
8. By clicking on the "ACCEPT" button where indicated, or by copying, installing or otherwise using Python 1.6.1, Licensee agrees to be bound by the terms and conditions of this License Agreement.

ACCEPT

CWI LICENSE AGREEMENT FOR PYTHON 0.9.0 THROUGH 1.2

Copyright (c) 1991 - 1995, Stichting Mathematisch Centrum Amsterdam, The Netherlands. All rights reserved.

Permission to use, copy, modify, and distribute this software and its documentation for any purpose and without fee is hereby granted, provided that the above copyright notice appear in all copies and that both that copyright notice and this permission notice appear in supporting documentation, and that the name of Stichting Mathematisch Centrum or CWI not be used in advertising or publicity pertaining to distribution of the software without specific, written prior permission.

STICHTING MATHEMATISCH CENTRUM DISCLAIMS ALL WARRANTIES WITH REGARD TO THIS SOFTWARE, INCLUDING ALL IMPLIED WARRANTIES OF MERCHANTABILITY AND FITNESS, IN NO EVENT SHALL STICHTING MATHEMATISCH CENTRUM BE LIABLE FOR ANY SPECIAL, INDIRECT OR CONSEQUENTIAL DAMAGES OR ANY DAMAGES WHATSOEVER RESULTING FROM LOSS OF USE, DATA OR PROFITS, WHETHER IN AN ACTION OF CONTRACT, NEGLIGENCE OR OTHER TORTIOUS ACTION, ARISING OUT OF OR IN CONNECTION WITH THE USE OR PERFORMANCE OF THIS SOFTWARE.

20. zlib

This software is provided 'as-is', without any express or implied warranty. In no event will the authors be held liable for any damages arising from the use of this software.

Permission is granted to anyone to use this software for any purpose, including commercial applications, and to alter it and redistribute it freely, subject to the following restrictions:

1. The origin of this software must not be misrepresented; you must not claim that you wrote the original software. If you use this software in a product, an acknowledgment in the product documentation would be appreciated but is not required.
2. Altered source versions must be plainly marked as such, and must not be misrepresented as being the original software.
3. This notice may not be removed or altered from any source distribution.

21. libx11

The following is the 'standard copyright' agreed upon by most contributors, and is currently the canonical license preferred by the X.Org Foundation. This is a slight variant of the common MIT license form published by the Open Source Initiative at <http://www.opensource.org/licenses/mit-license.php>

Copyright holders of new code should use this license statement where possible, and insert their name to this list. Please sort by surname for people, and by the full name for other entities (e.g. Juliusz Chroboczek sorts before Intel Corporation sorts before Daniel Stone).

See each individual source file or directory for the license that applies to that file.

Copyright (C) 2003-2006, 2008 Jamey Sharp, Josh Triplett
 Copyright © 2009 Red Hat, Inc.
 Copyright 1990-1992, 1999, 2000, 2004, 2009, 2010 Oracle and/or its affiliates.
 All rights reserved.

Permission is hereby granted, free of charge, to any person obtaining a copy of this software and associated documentation files (the "Software"), to deal in the Software without restriction, including without limitation the rights to use, copy, modify, merge, publish, distribute, sublicense, and/or sell copies of the Software, and to permit persons to whom the Software is furnished to do so, subject to the following conditions:

The above copyright notice and this permission notice (including the next paragraph) shall be included in all copies or substantial portions of the Software.

THE SOFTWARE IS PROVIDED "AS IS", WITHOUT WARRANTY OF ANY KIND, EXPRESS OR IMPLIED, INCLUDING BUT NOT LIMITED TO THE WARRANTIES OF MERCHANTABILITY, FITNESS FOR A PARTICULAR PURPOSE AND NONINFRINGEMENT. IN NO EVENT SHALL

THE AUTHORS OR COPYRIGHT HOLDERS BE LIABLE FOR ANY CLAIM, DAMAGES OR OTHER LIABILITY, WHETHER IN AN ACTION OF CONTRACT, TORT OR OTHERWISE, ARISING FROM, OUT OF OR IN CONNECTION WITH THE SOFTWARE OR THE USE OR OTHER DEALINGS IN THE SOFTWARE.

The following licenses are 'legacy' - usually MIT/X11 licenses with the name of the copyright holder(s) in the license statement:

Copyright 1984-1994, 1998 The Open Group

Permission to use, copy, modify, distribute, and sell this software and its documentation for any purpose is hereby granted without fee, provided that the above copyright notice appear in all copies and that both that copyright notice and this permission notice appear in supporting documentation.

The above copyright notice and this permission notice shall be included in all copies or substantial portions of the Software.

THE SOFTWARE IS PROVIDED "AS IS", WITHOUT WARRANTY OF ANY KIND, EXPRESS OR IMPLIED, INCLUDING BUT NOT LIMITED TO THE WARRANTIES OF MERCHANTABILITY, FITNESS FOR A PARTICULAR PURPOSE AND NONINFRINGEMENT. IN NO EVENT SHALL THE OPEN GROUP BE LIABLE FOR ANY CLAIM, DAMAGES OR OTHER LIABILITY, WHETHER IN AN ACTION OF CONTRACT, TORT OR OTHERWISE, ARISING FROM, OUT OF OR IN CONNECTION WITH THE SOFTWARE OR THE USE OR OTHER DEALINGS IN THE SOFTWARE.

Except as contained in this notice, the name of The Open Group shall not be used in advertising or otherwise to promote the sale, use or other dealings in this Software without prior written authorization from The Open Group.

X Window System is a trademark of The Open Group.

Copyright 1985, 1986, 1987, 1988, 1989, 1990, 1991, 1994, 1996 X Consortium
Copyright 2000 The XFree86 Project, Inc.

Permission is hereby granted, free of charge, to any person obtaining a copy of this software and associated documentation files (the "Software"), to deal in the Software without restriction, including without limitation the rights to use, copy, modify, merge, publish, distribute, sublicense, and/or sell copies of the Software, and to permit persons to whom the Software is furnished to do so, subject to the following conditions:

The above copyright notice and this permission notice shall be included in all copies or substantial portions of the Software.

THE SOFTWARE IS PROVIDED "AS IS", WITHOUT WARRANTY OF ANY KIND, EXPRESS OR IMPLIED, INCLUDING BUT NOT LIMITED TO THE WARRANTIES OF MERCHANTABILITY, FITNESS FOR A PARTICULAR PURPOSE AND NONINFRINGEMENT. IN NO EVENT SHALL THE X CONSORTIUM BE LIABLE FOR ANY CLAIM, DAMAGES OR OTHER LIABILITY, WHETHER IN AN ACTION OF CONTRACT, TORT OR OTHERWISE, ARISING FROM, OUT OF OR IN CONNECTION WITH THE SOFTWARE OR THE USE OR OTHER DEALINGS IN THE SOFTWARE.

Except as contained in this notice, the name of the X Consortium shall not be used in advertising or otherwise to promote the sale, use or other dealings in this Software without prior written authorization from the X Consortium.

Copyright 1985, 1986, 1987, 1988, 1989, 1990, 1991 by
Digital Equipment Corporation

Portions Copyright 1990, 1991 by Tektronix, Inc.

Permission to use, copy, modify and distribute this documentation for any purpose and without fee is hereby granted, provided that the above copyright notice appears in all copies and that both that copyright notice and this permission notice appear in all copies, and that the names of Digital and Tektronix not be used in advertising or publicity pertaining to this documentation without specific, written prior permission. Digital and Tektronix makes no representations about the suitability of this documentation for any purpose.

It is provided "as is" without express or implied warranty.

Copyright (c) 1999-2000 Free Software Foundation, Inc.

Permission is hereby granted, free of charge, to any person obtaining a copy of this software and associated documentation files (the "Software"), to deal in the Software without restriction, including without limitation the rights to use, copy, modify, merge, publish, distribute, sublicense, and/or sell copies of the Software, and to permit persons to whom the Software is furnished to do so, subject to the following conditions:

The above copyright notice and this permission notice shall be included in all copies or substantial portions of the Software.

THE SOFTWARE IS PROVIDED "AS IS", WITHOUT WARRANTY OF ANY KIND, EXPRESS OR IMPLIED, INCLUDING BUT NOT LIMITED TO THE WARRANTIES OF MERCHANTABILITY, FITNESS FOR A PARTICULAR PURPOSE AND NONINFRINGEMENT. IN NO EVENT SHALL THE FREE SOFTWARE FOUNDATION BE LIABLE FOR ANY CLAIM, DAMAGES OR OTHER LIABILITY, WHETHER IN AN ACTION OF CONTRACT, TORT OR OTHERWISE, ARISING FROM, OUT OF OR IN CONNECTION WITH THE SOFTWARE OR THE USE OR OTHER DEALINGS IN THE SOFTWARE.

Except as contained in this notice, the name of the Free Software Foundation shall not be used in advertising or otherwise to promote the sale, use or other dealings in this Software without prior written authorization from the Free Software Foundation.

Code and supporting documentation (c) Copyright 1990 1991 Tektronix, Inc.
All Rights Reserved

This file is a component of an X Window System-specific implementation of Xcms based on the TekColor Color Management System. TekColor is a trademark of Tektronix, Inc. The term "TekHVC" designates a particular color space that is the subject of U.S. Patent No. 4,985,853 (equivalent foreign patents pending). Permission is hereby granted to use, copy, modify, sell, and otherwise distribute this software and its documentation for any purpose and without fee, provided that:

1. This copyright, permission, and disclaimer notice is reproduced in all copies of this software and any modification thereof and in supporting documentation;
2. Any color-handling application which displays TekHVC color coordinates identifies these as TekHVC color coordinates in any interface that displays these coordinates and in any associated documentation;
3. The term "TekHVC" is always used, and is only used, in association with the mathematical derivations of the TekHVC Color Space, including those provided in this file and any equivalent pathways and mathematical derivations, regardless of digital (e.g., floating point or integer) representation.

Tektronix makes no representation about the suitability of this software for any purpose. It is provided "as is" and with all faults.

TEKTRONIX DISCLAIMS ALL WARRANTIES APPLICABLE TO THIS SOFTWARE, INCLUDING THE IMPLIED WARRANTIES OF MERCHANTABILITY AND FITNESS FOR A PARTICULAR PURPOSE. IN NO EVENT SHALL TEKTRONIX BE LIABLE FOR ANY SPECIAL, INDIRECT OR CONSEQUENTIAL DAMAGES OR ANY DAMAGES WHATSOEVER RESULTING FROM LOSS OF USE, DATA, OR PROFITS, WHETHER IN AN ACTION OF CONTRACT, NEGLIGENCE, OR OTHER TORTIOUS ACTION, ARISING OUT OF OR IN CONNECTION WITH THE USE OR THE PERFORMANCE OF THIS SOFTWARE.

(c) Copyright 1995 FUJITSU LIMITED

This is source code modified by FUJITSU LIMITED under the Joint Development Agreement for the CDE/Motif PST.

Copyright 1992 by Oki Technosystems Laboratory, Inc.

Copyright 1992 by Fuji Xerox Co., Ltd.

Permission to use, copy, modify, distribute, and sell this software and its documentation for any purpose is hereby granted without fee, provided that the above copyright notice appear in all copies and that both that copyright notice and this permission notice appear in supporting documentation, and that the name of Oki Technosystems Laboratory and Fuji Xerox not be used in advertising or publicity pertaining to distribution of the software without specific, written prior permission. Oki Technosystems Laboratory and Fuji Xerox make no representations about the suitability of this software for any purpose. It is provided "as is" without express or implied warranty.

OKI TECHNOSYSTEMS LABORATORY AND FUJI XEROX DISCLAIM ALL WARRANTIES WITH REGARD TO THIS SOFTWARE, INCLUDING ALL IMPLIED WARRANTIES OF MERCHANTABILITY AND FITNESS, IN NO EVENT SHALL OKI TECHNOSYSTEMS LABORATORY AND FUJI XEROX BE LIABLE FOR ANY SPECIAL, INDIRECT OR CONSEQUENTIAL DAMAGES OR ANY DAMAGES WHATSOEVER RESULTING FROM LOSS OF USE, DATA OR PROFITS, WHETHER IN AN ACTION OF CONTRACT, NEGLIGENCE OR OTHER TORTIOUS ACTION, ARISING OUT OF OR IN CONNECTION WITH THE USE OR PERFORMANCE OF THIS SOFTWARE.

Copyright 1990, 1991, 1992, 1993, 1994 by FUJITSU LIMITED

Permission to use, copy, modify, distribute, and sell this software and its documentation for any purpose is hereby granted without fee, provided that the above copyright notice appear in all copies and that both that copyright notice and this permission notice appear in supporting documentation, and that the name of FUJITSU LIMITED not be used in advertising or publicity pertaining to distribution of the software without specific, written prior permission. FUJITSU LIMITED makes no representations about the suitability of this software for any purpose. It is provided "as is" without express or implied warranty.

FUJITSU LIMITED DISCLAIM ALL WARRANTIES WITH REGARD TO THIS SOFTWARE, INCLUDING ALL IMPLIED WARRANTIES OF MERCHANTABILITY AND FITNESS, IN NO EVENT SHALL FUJITSU LIMITED BE LIABLE FOR ANY SPECIAL, INDIRECT OR CONSEQUENTIAL DAMAGES OR ANY DAMAGES WHATSOEVER RESULTING FROM LOSS OF USE, DATA OR PROFITS, WHETHER IN AN ACTION OF CONTRACT, NEGLIGENCE OR OTHER TORTIOUS ACTION, ARISING OUT OF OR IN CONNECTION WITH THE USE OR PERFORMANCE OF THIS SOFTWARE.

Copyright (c) 1995 David E. Wexelblat. All rights reserved

Permission is hereby granted, free of charge, to any person obtaining a copy of this software and associated documentation files (the "Software"), to deal in the Software without restriction, including without limitation the rights to use, copy, modify, merge, publish, distribute, sublicense, and/or sell copies of the Software, and to permit persons to whom the Software is furnished to do so, subject to the following conditions:

The above copyright notice and this permission notice shall be included in all copies or substantial portions of the Software.

THE SOFTWARE IS PROVIDED "AS IS", WITHOUT WARRANTY OF ANY KIND, EXPRESS OR IMPLIED, INCLUDING BUT NOT LIMITED TO THE WARRANTIES OF MERCHANTABILITY, FITNESS FOR A PARTICULAR PURPOSE AND NONINFRINGEMENT IN NO EVENT SHALL DAVID E. WEXELBLAT BE LIABLE FOR ANY CLAIM, DAMAGES OR OTHER LIABILITY, WHETHER IN AN ACTION OF CONTRACT, TORT OR OTHERWISE, ARISING FROM, OUT OF OR IN CONNECTION WITH THE SOFTWARE OR THE USE OR OTHER DEALINGS IN THE SOFTWARE.

Except as contained in this notice, the name of David E. Wexelblat shall not be used in advertising or otherwise to promote the sale, use or other dealings in this Software without prior written authorization from David E. Wexelblat.

Copyright 1990, 1991 by OMRON Corporation

Permission to use, copy, modify, distribute, and sell this software and its documentation for any purpose is hereby granted without fee, provided that the above copyright notice appear in all copies and that both that copyright notice and this permission notice appear in supporting documentation, and that the name OMRON not be used in advertising or publicity pertaining to distribution of the software without specific, written prior permission. OMRON makes no representations about the suitability of this software for any purpose. It is provided "as is" without express or implied warranty.

OMRON DISCLAIMS ALL WARRANTIES WITH REGARD TO THIS SOFTWARE, INCLUDING ALL IMPLIED WARRANTIES OF MERCHANTABILITY AND FITNESS, IN NO EVENT SHALL OMRON BE LIABLE FOR ANY SPECIAL, INDIRECT OR CONSEQUENTIAL DAMAGES OR ANY DAMAGES WHATSOEVER RESULTING FROM LOSS OF USE, DATA OR PROFITS, WHETHER IN AN ACTION OF CONTRACT, NEGLIGENCE OR OTHER TORTIOUS ACTION, ARISING OUT OF OR IN CONNECTION WITH THE USE OR PERFORMANCE OF THIS SOFTWARE.

Copyright 1985, 1986, 1987, 1988, 1989, 1990, 1991 by

Digital Equipment Corporation

Portions Copyright 1990, 1991 by Tektronix, Inc

Rewritten for X.org by Chris Lee <clee@freedesktop.org>

Permission to use, copy, modify, distribute, and sell this documentation for any purpose and without fee is hereby granted, provided that the above copyright notice and this permission notice appear in all copies. Chris Lee makes no representations about the suitability for any purpose of the information in this document. It is provided "as-is" without express or implied warranty.

Copyright 1993 by Digital Equipment Corporation, Maynard, Massachusetts,

Copyright 1994 by FUJITSU LIMITED

Copyright 1994 by Sony Corporation

All Rights Reserved

Permission to use, copy, modify, and distribute this software and its documentation for any purpose and without fee is hereby granted, provided that the above copyright notice appear in all copies and that both that copyright notice and this permission notice appear in supporting documentation, and that the names of Digital, FUJITSU LIMITED and Sony Corporation not be used in advertising or publicity pertaining to distribution of the software without specific, written prior permission.

DIGITAL, FUJITSU LIMITED AND SONY CORPORATION DISCLAIMS ALL WARRANTIES WITH REGARD TO THIS SOFTWARE, INCLUDING ALL IMPLIED WARRANTIES OF MERCHANTABILITY AND FITNESS, IN NO EVENT SHALL DIGITAL, FUJITSU LIMITED AND SONY CORPORATION BE LIABLE FOR ANY SPECIAL, INDIRECT OR CONSEQUENTIAL DAMAGES OR ANY DAMAGES WHATSOEVER RESULTING FROM LOSS OF USE, DATA OR PROFITS, WHETHER IN AN ACTION OF CONTRACT, NEGLIGENCE OR OTHER TORTIOUS ACTION, ARISING OUT OF OR IN CONNECTION WITH THE USE OR PERFORMANCE OF THIS SOFTWARE.

Copyright 1991 by the Open Software Foundation

Permission to use, copy, modify, distribute, and sell this software and its documentation for any purpose is hereby granted without fee, provided that the above copyright notice appear in all copies and that both that copyright notice and this permission notice appear in supporting documentation, and that the name of Open Software Foundation not be used in advertising or publicity pertaining to distribution of the software without specific, written prior permission. Open Software Foundation makes no representations about the suitability of this software for any purpose. It is provided "as is" without express or implied warranty.

OPEN SOFTWARE FOUNDATION DISCLAIMS ALL WARRANTIES WITH REGARD TO THIS SOFTWARE, INCLUDING ALL IMPLIED WARRANTIES OF MERCHANTABILITY AND FITNESS, IN NO EVENT SHALL OPEN SOFTWARE FOUNDATION BE LIABLE FOR ANY SPECIAL, INDIRECT OR CONSEQUENTIAL DAMAGES OR ANY DAMAGES WHATSOEVER RESULTING FROM LOSS OF USE, DATA OR PROFITS, WHETHER IN AN ACTION OF CONTRACT, NEGLIGENCE OR OTHER TORTIOUS ACTION, ARISING OUT OF OR IN CONNECTION WITH THE USE OR PERFORMANCE OF THIS SOFTWARE.

Copyright 1990, 1991, 1992, 1993, 1994 by FUJITSU LIMITED
Copyright 1993, 1994 by Sony Corporation

Permission to use, copy, modify, distribute, and sell this software and its documentation for any purpose is hereby granted without fee, provided that the above copyright notice appear in all copies and that both that copyright notice and this permission notice appear in supporting documentation, and that the name of FUJITSU LIMITED and Sony Corporation not be used in advertising or publicity pertaining to distribution of the software without specific, written prior permission. FUJITSU LIMITED and Sony Corporation makes no representations about the suitability of this software for any purpose. It is provided "as is" without express or implied warranty.

FUJITSU LIMITED AND SONY CORPORATION DISCLAIMS ALL WARRANTIES WITH REGARD TO THIS SOFTWARE, INCLUDING ALL IMPLIED WARRANTIES OF MERCHANTABILITY AND FITNESS, IN NO EVENT SHALL FUJITSU LIMITED OR SONY CORPORATION BE LIABLE FOR ANY SPECIAL, INDIRECT OR CONSEQUENTIAL DAMAGES OR ANY DAMAGES WHATSOEVER RESULTING FROM LOSS OF USE, DATA OR PROFITS, WHETHER IN AN ACTION OF CONTRACT, NEGLIGENCE OR OTHER TORTIOUS ACTION, ARISING OUT OF OR IN CONNECTION WITH THE USE OR PERFORMANCE OF THIS SOFTWARE.

Copyright (c) 1993, 1995 by Silicon Graphics Computer Systems, Inc.

Permission to use, copy, modify, and distribute this software and its documentation for any purpose and without fee is hereby granted, provided that the above copyright notice appear in all copies and that both that copyright notice and this permission notice appear in supporting documentation, and that the name of Silicon Graphics not be used in advertising or publicity pertaining to distribution of the software without specific prior written permission. Silicon Graphics makes no representation about the suitability of this software for any purpose. It is provided "as is" without express or implied warranty.

SILICON GRAPHICS DISCLAIMS ALL WARRANTIES WITH REGARD TO THIS SOFTWARE, INCLUDING ALL IMPLIED WARRANTIES OF MERCHANTABILITY AND FITNESS FOR A PARTICULAR PURPOSE. IN NO EVENT SHALL SILICON GRAPHICS BE LIABLE FOR ANY SPECIAL, INDIRECT OR CONSEQUENTIAL DAMAGES OR ANY DAMAGES WHATSOEVER RESULTING FROM LOSS OF USE, DATA OR PROFITS, WHETHER IN AN ACTION OF CONTRACT, NEGLIGENCE OR OTHER TORTIOUS ACTION, ARISING OUT OF OR IN CONNECTION WITH THE USE OR PERFORMANCE OF THIS SOFTWARE.

Copyright 1991, 1992, 1993, 1994 by FUJITSU LIMITED
Copyright 1993 by Digital Equipment Corporation

Permission to use, copy, modify, distribute, and sell this software and its documentation for any purpose is hereby granted without fee, provided that the above copyright notice appear in all copies and that both that copyright notice and this permission notice appear in supporting documentation, and that the name of FUJITSU LIMITED and Digital Equipment Corporation not be used in advertising or publicity pertaining to distribution of the software without specific, written prior permission. FUJITSU LIMITED and Digital Equipment Corporation makes no representations about the suitability of this software for any purpose. It is provided "as is" without express or implied warranty.

FUJITSU LIMITED AND DIGITAL EQUIPMENT CORPORATION DISCLAIM ALL WARRANTIES WITH REGARD TO THIS SOFTWARE, INCLUDING ALL IMPLIED WARRANTIES OF MERCHANTABILITY AND FITNESS, IN NO EVENT SHALL FUJITSU LIMITED AND DIGITAL EQUIPMENT CORPORATION BE LIABLE FOR ANY SPECIAL, INDIRECT OR CONSEQUENTIAL DAMAGES OR ANY DAMAGES WHATSOEVER RESULTING FROM LOSS OF USE, DATA OR PROFITS, WHETHER IN AN ACTION OF CONTRACT, NEGLIGENCE OR OTHER TORTIOUS ACTION, ARISING OUT OF OR IN CONNECTION WITH THE USE OR PERFORMANCE OF THIS SOFTWARE.

Copyright 1992, 1993 by FUJITSU LIMITED
Copyright 1993 by Fujitsu Open Systems Solutions, Inc.
Copyright 1994 by Sony Corporation

Permission to use, copy, modify, distribute and sell this software and its documentation for any purpose is hereby granted without fee, provided that the above copyright notice appear in all copies and that both that copyright notice and this permission notice appear in supporting documentation, and that the name of FUJITSU LIMITED, Fujitsu Open Systems Solutions, Inc. and Sony Corporation not be used in advertising or publicity pertaining to distribution of the software without specific, written prior permission. FUJITSU LIMITED, Fujitsu Open Systems Solutions, Inc. and Sony Corporation make no representations about the suitability of this software for any purpose. It is provided "as is" without express or implied warranty.

FUJITSU LIMITED, FUJITSU OPEN SYSTEMS SOLUTIONS, INC. AND SONY CORPORATION DISCLAIM ALL WARRANTIES WITH REGARD TO THIS SOFTWARE, INCLUDING ALL IMPLIED WARRANTIES OF MERCHANTABILITY AND FITNESS, IN NO EVENT SHALL FUJITSU OPEN SYSTEMS SOLUTIONS, INC., FUJITSU LIMITED AND SONY CORPORATION BE LIABLE FOR ANY SPECIAL, INDIRECT OR CONSEQUENTIAL DAMAGES OR ANY DAMAGES WHATSOEVER RESULTING FROM LOSS OF USE, DATA OR PROFITS, WHETHER IN AN ACTION OF CONTRACT, NEGLIGENCE OR OTHER TORTIOUS ACTION, ARISING OUT OF OR IN CONNECTION WITH THE USE OR PERFORMANCE OF THIS SOFTWARE.

Copyright 1987, 1988, 1990, 1993 by Digital Equipment Corporation,
Maynard, Massachusetts,

All Rights Reserved

Permission to use, copy, modify, and distribute this software and its documentation for any purpose and without fee is hereby granted, provided that the above copyright notice appear in all copies and that both that copyright notice and this permission notice appear in supporting documentation, and that the name of Digital not be used in advertising or publicity pertaining to distribution of the software without specific, written prior permission.

DIGITAL DISCLAIMS ALL WARRANTIES WITH REGARD TO THIS SOFTWARE, INCLUDING ALL IMPLIED WARRANTIES OF MERCHANTABILITY AND FITNESS, IN NO EVENT SHALL DIGITAL BE LIABLE FOR ANY SPECIAL, INDIRECT OR CONSEQUENTIAL DAMAGES OR ANY DAMAGES WHATSOEVER RESULTING FROM LOSS OF USE, DATA OR PROFITS, WHETHER IN AN ACTION OF CONTRACT, NEGLIGENCE OR OTHER TORTIOUS ACTION, ARISING OUT OF OR IN CONNECTION WITH THE USE OR PERFORMANCE OF THIS SOFTWARE.

Copyright 1993 by SunSoft, Inc.
Copyright 1999-2000 by Bruno Haible

Permission to use, copy, modify, distribute, and sell this software and its documentation for any purpose is hereby granted without fee, provided that the above copyright notice appear in all copies and that both that copyright notice and this permission notice appear in supporting documentation, and that the names of SunSoft, Inc. and Bruno Haible not be used in advertising or publicity pertaining to distribution of the software without specific, written prior permission. SunSoft, Inc. and Bruno Haible make no representations about the suitability of this software for any purpose. It is provided "as is" without express or implied warranty.

SunSoft Inc. AND Bruno Haible DISCLAIM ALL WARRANTIES WITH REGARD TO THIS SOFTWARE, INCLUDING ALL IMPLIED WARRANTIES OF MERCHANTABILITY AND FITNESS, IN NO EVENT SHALL SunSoft, Inc. OR Bruno Haible BE LIABLE FOR ANY SPECIAL, INDIRECT OR CONSEQUENTIAL DAMAGES OR ANY DAMAGES WHATSOEVER RESULTING FROM LOSS OF USE, DATA OR PROFITS, WHETHER IN AN ACTION OF CONTRACT, NEGLIGENCE OR OTHER TORTIOUS ACTION, ARISING OUT OF OR IN CONNECTION WITH THE USE OR PERFORMANCE OF THIS SOFTWARE.

Copyright 1991 by the Open Software Foundation
Copyright 1993 by the TOSHIBA Corp.

Permission to use, copy, modify, distribute, and sell this software and its documentation for any purpose is hereby granted without fee, provided that the above copyright notice appear in all copies and that both that copyright notice and this permission notice appear in supporting documentation, and that the names of Open Software Foundation and TOSHIBA not be used in advertising or publicity pertaining to distribution of the software without specific, written prior permission. Open Software Foundation and TOSHIBA make no representations about the suitability of this software for any purpose. It is provided "as is" without express or implied warranty.

OPEN SOFTWARE FOUNDATION AND TOSHIBA DISCLAIM ALL WARRANTIES WITH REGARD TO THIS SOFTWARE, INCLUDING ALL IMPLIED WARRANTIES OF MERCHANTABILITY AND FITNESS, IN NO EVENT SHALL OPEN SOFTWARE FOUNDATION OR TOSHIBA BE LIABLE FOR ANY SPECIAL, INDIRECT OR CONSEQUENTIAL DAMAGES OR ANY DAMAGES WHATSOEVER RESULTING FROM LOSS OF USE, DATA OR PROFITS, WHETHER IN AN ACTION OF CONTRACT, NEGLIGENCE OR OTHER TORTIOUS ACTION, ARISING OUT OF OR IN CONNECTION WITH THE USE OR PERFORMANCE OF THIS SOFTWARE.

Copyright 1988 by Wyse Technology, Inc., San Jose, Ca.,
All Rights Reserved

Permission to use, copy, modify, and distribute this software and its documentation for any purpose and without fee is hereby granted, provided that the above copyright notice appear in all copies and that both that copyright notice and this permission notice appear in supporting documentation, and that the name Wyse not be used in advertising or publicity pertaining to distribution of the software without specific, written prior permission.

WYSE DISCLAIMS ALL WARRANTIES WITH REGARD TO THIS SOFTWARE, INCLUDING ALL IMPLIED WARRANTIES OF MERCHANTABILITY AND FITNESS, IN NO EVENT SHALL DIGITAL BE LIABLE FOR ANY SPECIAL, INDIRECT OR CONSEQUENTIAL DAMAGES OR ANY DAMAGES WHATSOEVER RESULTING FROM LOSS OF USE, DATA OR PROFITS, WHETHER IN AN ACTION OF CONTRACT, NEGLIGENCE OR OTHER TORTIOUS ACTION, ARISING OUT OF OR IN CONNECTION WITH THE USE OR PERFORMANCE OF THIS SOFTWARE.

Copyright 1991 by the Open Software Foundation
Copyright 1993, 1994 by the Sony Corporation

Permission to use, copy, modify, distribute, and sell this software and its documentation for any purpose is hereby granted without fee, provided that the above copyright notice appear in all copies and that both that copyright notice and this permission notice appear in supporting documentation, and that the names of Open Software Foundation and Sony Corporation not be used in advertising or publicity pertaining to distribution of the software without specific, written prior permission. Open Software Foundation and Sony Corporation make no representations about the suitability of this software for any purpose. It is provided "as is" without express or implied warranty.

OPEN SOFTWARE FOUNDATION AND SONY CORPORATION DISCLAIM ALL WARRANTIES WITH REGARD TO THIS SOFTWARE, INCLUDING ALL IMPLIED WARRANTIES OF MERCHANTABILITY AND FITNESS, IN NO EVENT SHALL OPEN SOFTWARE FOUNDATION OR SONY CORPORATION BE LIABLE FOR ANY SPECIAL, INDIRECT OR CONSEQUENTIAL DAMAGES OR ANY DAMAGES WHATSOEVER RESULTING FROM LOSS OF USE, DATA OR PROFITS, WHETHER IN AN ACTION OF CONTRACT, NEGLIGENCE OR OTHER TORTIOUS ACTION, ARISING OUT OF OR IN CONNECTION WITH THE USE OR PERFORMANCE OF THIS SOFTWARE.

Copyright 1992, 1993 by FUJITSU LIMITED
Copyright 1993 by Fujitsu Open Systems Solutions, Inc.

Permission to use, copy, modify, distribute and sell this software and its documentation for any purpose is hereby granted without fee, provided that the above copyright notice appear in all copies and that both that copyright notice and this permission notice appear in supporting documentation, and that the name of FUJITSU LIMITED and Fujitsu Open Systems Solutions, Inc. not be used in advertising or publicity pertaining to distribution of the software without specific, written prior permission.

FUJITSU LIMITED and Fujitsu Open Systems Solutions, Inc. makes no representations about the suitability of this software for any purpose. It is provided "as is" without express or implied warranty.

FUJITSU LIMITED AND FUJITSU OPEN SYSTEMS SOLUTIONS, INC. DISCLAIMS ALL WARRANTIES WITH REGARD TO THIS SOFTWARE, INCLUDING ALL IMPLIED WARRANTIES OF MERCHANTABILITY AND FITNESS, IN NO EVENT SHALL FUJITSU OPEN SYSTEMS SOLUTIONS, INC. AND FUJITSU LIMITED BE LIABLE FOR ANY SPECIAL, INDIRECT OR CONSEQUENTIAL DAMAGES OR ANY DAMAGES WHATSOEVER RESULTING FROM LOSS OF USE, DATA OR PROFITS, WHETHER IN AN ACTION OF CONTRACT, NEGLIGENCE OR OTHER TORTIOUS ACTION, ARISING OUT OF OR IN CONNECTION WITH THE USE OR PERFORMANCE OF THIS SOFTWARE.

Copyright 1993, 1994 by Sony Corporation

Permission to use, copy, modify, distribute, and sell this software and its documentation for any purpose is hereby granted without fee, provided that the above copyright notice appear in all copies and that both that copyright notice and this permission notice appear in supporting documentation, and that the name of Sony Corporation not be used in advertising or publicity pertaining to distribution of the software without specific, written prior permission. Sony Corporation makes no representations about the suitability of this software for any purpose. It is provided "as is" without express or implied warranty.

SONY CORPORATION DISCLAIMS ALL WARRANTIES WITH REGARD TO THIS SOFTWARE, INCLUDING ALL IMPLIED WARRANTIES OF MERCHANTABILITY AND FITNESS, IN NO EVENT SHALL SONY CORPORATION BE LIABLE FOR ANY SPECIAL, INDIRECT OR CONSEQUENTIAL DAMAGES OR ANY DAMAGES WHATSOEVER RESULTING FROM LOSS OF USE, DATA OR PROFITS, WHETHER IN AN ACTION OF CONTRACT, NEGLIGENCE OR OTHER TORTIOUS ACTION, ARISING OUT OF OR IN CONNECTION WITH THE USE OR PERFORMANCE OF THIS SOFTWARE.

Copyright 1986, 1998 The Open Group
Copyright (c) 2000 The XFree86 Project, Inc.

Permission to use, copy, modify, distribute, and sell this software and its documentation for any purpose is hereby granted without fee, provided that the above copyright notice appear in all copies and that both that copyright notice and this permission notice appear in supporting documentation.

The above copyright notice and this permission notice shall be included in all copies or substantial portions of the Software.

THE SOFTWARE IS PROVIDED "AS IS", WITHOUT WARRANTY OF ANY KIND, EXPRESS OR IMPLIED, INCLUDING BUT NOT LIMITED TO THE WARRANTIES OF MERCHANTABILITY, FITNESS FOR A PARTICULAR PURPOSE AND NONINFRINGEMENT. IN NO EVENT SHALL THE X CONSORTIUM OR THE XFREE86 PROJECT BE LIABLE FOR ANY CLAIM, DAMAGES OR OTHER LIABILITY, WHETHER IN AN ACTION OF CONTRACT, TORT OR OTHERWISE, ARISING FROM, OUT OF OR IN CONNECTION WITH THE SOFTWARE OR THE USE OR OTHER DEALINGS IN THE SOFTWARE.

Except as contained in this notice, the name of the X Consortium or of the XFree86 Project shall not be used in advertising or otherwise to promote the sale, use or other dealings in this Software without prior written authorization from the X Consortium and the XFree86 Project.

Copyright 1990, 1991 by OMRON Corporation, NTT Software Corporation, and Nippon Telegraph and Telephone Corporation
Copyright 1991 by the Open Software Foundation
Copyright 1993 by the FUJITSU LIMITED

Permission to use, copy, modify, distribute, and sell this software and its documentation for any purpose is hereby granted without fee, provided that the above copyright notice appear in all copies and that both that copyright notice and this permission notice appear in supporting documentation, and that the names of OMRON, NTT Software, NTT, and Open Software Foundation not be used in advertising or publicity pertaining to distribution of the software without specific, written prior permission. OMRON, NTT Software, NTT, and Open Software Foundation make no representations about the suitability of this software for any purpose. It is provided "as is" without express or implied warranty.

OMRON, NTT SOFTWARE, NTT, AND OPEN SOFTWARE FOUNDATION DISCLAIM ALL WARRANTIES WITH REGARD TO THIS SOFTWARE, INCLUDING ALL IMPLIED WARRANTIES OF MERCHANTABILITY AND FITNESS, IN NO EVENT SHALL OMRON, NTT SOFTWARE, NTT, OR OPEN SOFTWARE FOUNDATION BE LIABLE FOR ANY SPECIAL, INDIRECT OR CONSEQUENTIAL DAMAGES OR ANY DAMAGES WHATSOEVER RESULTING FROM LOSS OF USE, DATA OR PROFITS, WHETHER IN AN ACTION OF CONTRACT, NEGLIGENCE OR OTHER TORTIOUS ACTION, ARISING OUT OF OR IN CONNECTION WITH THE USE OR PERFORMANCE OF THIS SOFTWARE.

Copyright 1988 by Wyse Technology, Inc., San Jose, Ca,
Copyright 1987 by Digital Equipment Corporation, Maynard, Massachusetts,

All Rights Reserved

Permission to use, copy, modify, and distribute this software and its documentation for any purpose and without fee is hereby granted, provided that the above copyright notice appear in all copies and that both that copyright notice and this permission notice appear in supporting documentation, and that the name Digital not be used in advertising or publicity pertaining to distribution of the software without specific, written prior permission.

DIGITAL AND WYSE DISCLAIM ALL WARRANTIES WITH REGARD TO THIS SOFTWARE, INCLUDING ALL IMPLIED WARRANTIES OF MERCHANTABILITY AND FITNESS, IN NO EVENT SHALL DIGITAL OR WYSE BE LIABLE FOR ANY SPECIAL, INDIRECT OR CONSEQUENTIAL DAMAGES OR ANY DAMAGES WHATSOEVER RESULTING FROM LOSS OF USE, DATA OR PROFITS, WHETHER IN AN ACTION OF CONTRACT, NEGLIGENCE OR OTHER TORTIOUS ACTION, ARISING OUT OF OR IN CONNECTION WITH THE USE OR PERFORMANCE OF THIS SOFTWARE.

Copyright 1991, 1992 by Fuji Xerox Co., Ltd.
Copyright 1992, 1993, 1994 by FUJITSU LIMITED

Permission to use, copy, modify, distribute, and sell this software and its documentation for any purpose is hereby granted without fee, provided that the above copyright notice appear in all copies and that both that copyright notice and this permission notice appear in supporting documentation, and that the name of Fuji Xerox, FUJITSU LIMITED not be used in advertising or publicity pertaining to distribution of the software without specific, written prior permission. Fuji Xerox, FUJITSU LIMITED make no representations about the suitability of this software for any purpose. It is provided "as is" without express or implied warranty.

FUJI XEROX, FUJITSU LIMITED DISCLAIM ALL WARRANTIES WITH REGARD TO THIS SOFTWARE, INCLUDING ALL IMPLIED WARRANTIES OF MERCHANTABILITY AND FITNESS, IN NO EVENT SHALL FUJI XEROX, FUJITSU LIMITED BE LIABLE FOR ANY SPECIAL, INDIRECT OR CONSEQUENTIAL DAMAGES OR ANY DAMAGES WHATSOEVER RESULTING FROM LOSS OF USE, DATA OR PROFITS, WHETHER IN AN ACTION OF CONTRACT, NEGLIGENCE OR OTHER TORTIOUS ACTION, ARISING OUT OF OR IN CONNECTION WITH THE USE OR PERFORMANCE OF THIS SOFTWARE.

Copyright 2006 Josh Triplett

Permission is hereby granted, free of charge, to any person obtaining a copy of this software and associated documentation files (the "Software"), to deal in the Software without restriction, including without limitation the rights to use, copy, modify, merge, publish, distribute, sublicense, and/or sell copies of the Software, and to permit persons to whom the Software is furnished to do so, subject to the following conditions:

The above copyright notice and this permission notice shall be included in all copies or substantial portions of the Software.

THE SOFTWARE IS PROVIDED "AS IS", WITHOUT WARRANTY OF ANY KIND, EXPRESS OR IMPLIED, INCLUDING BUT NOT LIMITED TO THE WARRANTIES OF MERCHANTABILITY, FITNESS FOR A PARTICULAR PURPOSE AND NONINFRINGEMENT. IN NO EVENT SHALL THE X CONSORTIUM BE LIABLE FOR ANY CLAIM, DAMAGES OR OTHER LIABILITY, WHETHER IN AN ACTION OF CONTRACT, TORT OR OTHERWISE, ARISING FROM, OUT OF OR IN CONNECTION WITH THE SOFTWARE OR THE USE OR OTHER DEALINGS IN THE SOFTWARE.

(c) Copyright 1996 by Sebastien Marineau and Holger Veit
<marineau@genie.uottawa.ca>
<Holger.Veit@gmd.de>

Permission is hereby granted, free of charge, to any person obtaining a copy of this software and associated documentation files (the "Software"), to deal in the Software without restriction, including without limitation the rights to use, copy, modify, merge, publish, distribute, sublicense, and/or sell copies of the Software, and to permit persons to whom the Software is furnished to do so, subject to the following conditions:

The above copyright notice and this permission notice shall be included in all copies or substantial portions of the Software.

THE SOFTWARE IS PROVIDED "AS IS", WITHOUT WARRANTY OF ANY KIND, EXPRESS OR IMPLIED, INCLUDING BUT NOT LIMITED TO THE WARRANTIES OF MERCHANTABILITY, FITNESS FOR A PARTICULAR PURPOSE AND NONINFRINGEMENT. IN NO EVENT SHALL HOLGER VEIT BE LIABLE FOR ANY CLAIM, DAMAGES OR OTHER LIABILITY, WHETHER IN AN ACTION OF CONTRACT, TORT OR OTHERWISE, ARISING FROM, OUT OF OR IN CONNECTION WITH THE SOFTWARE OR THE USE OR OTHER DEALINGS IN THE SOFTWARE.

Except as contained in this notice, the name of Sebastien Marineau or Holger Veit shall not be used in advertising or otherwise to promote the sale, use or other dealings in this Software without prior written authorization from Holger Veit or Sebastien Marineau.

Copyright 1990, 1991 by OMRON Corporation, NTT Software Corporation, and Nippon Telegraph and Telephone Corporation
Copyright 1991 by the Open Software Foundation
Copyright 1993 by the TOSHIBA Corp.
Copyright 1993, 1994 by Sony Corporation
Copyright 1993, 1994 by the FUJITSU LIMITED

Permission to use, copy, modify, distribute, and sell this software and its documentation for any purpose is hereby granted without fee, provided that the above copyright notice appear in all copies and that both that copyright notice and this permission notice appear in supporting documentation, and that the names of OMRON, NTT Software, NTT, Open Software Foundation, and Sony Corporation not be used in advertising or publicity pertaining to distribution of the software without specific, written prior permission. OMRON, NTT Software, NTT, Open Software Foundation, and Sony Corporation make no representations about the suitability of this software for any purpose. It is provided "as is" without express or implied warranty.

OMRON, NTT SOFTWARE, NTT, OPEN SOFTWARE FOUNDATION, AND SONY CORPORATION DISCLAIM ALL WARRANTIES WITH REGARD TO THIS SOFTWARE, INCLUDING ALL IMPLIED WARRANTIES OF MERCHANTABILITY AND FITNESS, IN NO EVENT SHALL OMRON, NTT SOFTWARE, NTT, OPEN SOFTWARE FOUNDATION, OR SONY CORPORATION BE LIABLE FOR ANY SPECIAL, INDIRECT OR CONSEQUENTIAL DAMAGES OR ANY DAMAGES WHATSOEVER RESULTING FROM LOSS OF USE, DATA OR PROFITS, WHETHER IN AN ACTION OF CONTRACT, NEGLIGENCE OR OTHER TORTIOUS ACTION, ARISING OUT OF OR IN CONNECTION WITH THE USE OR PERFORMANCE OF THIS SOFTWARE.

Copyright 2000 by Bruno Haible

Permission to use, copy, modify, distribute, and sell this software and its documentation for any purpose is hereby granted without fee, provided that the above copyright notice appear in all copies and that both that copyright notice and this permission notice appear in supporting documentation, and that the name of Bruno Haible not be used in advertising or publicity pertaining to distribution of the software without specific, written prior permission. Bruno Haible makes no representations about the suitability of this software for any purpose. It is provided "as is" without express or implied warranty.

Bruno Haible DISCLAIMS ALL WARRANTIES WITH REGARD TO THIS SOFTWARE, INCLUDING ALL IMPLIED WARRANTIES OF MERCHANTABILITY AND FITNESS, IN NO EVENT SHALL BRUNO HAIBLE BE LIABLE FOR ANY SPECIAL, INDIRECT OR CONSEQUENTIAL DAMAGES OR ANY DAMAGES WHATSOEVER RESULTING FROM LOSS OF USE, DATA OR PROFITS, WHETHER IN AN ACTION OF CONTRACT, NEGLIGENCE OR OTHER TORTIOUS ACTION, ARISING OUT OF OR IN CONNECTION WITH THE USE OR PERFORMANCE OF THIS SOFTWARE.

Copyright © 2003 Keith Packard

Permission to use, copy, modify, distribute, and sell this software and its documentation for any purpose is hereby granted without fee, provided that the above copyright notice appear in all copies and that both that copyright notice and this permission notice appear in supporting documentation, and that the name of Keith Packard not be used in advertising or publicity pertaining to distribution of the software without specific, written prior permission. Keith Packard makes no representations about the suitability of this software for any purpose. It is provided "as is" without express or implied warranty.

KEITH PACKARD DISCLAIMS ALL WARRANTIES WITH REGARD TO THIS SOFTWARE, INCLUDING ALL IMPLIED WARRANTIES OF MERCHANTABILITY AND FITNESS, IN NO EVENT SHALL KEITH PACKARD BE LIABLE FOR ANY SPECIAL, INDIRECT OR CONSEQUENTIAL DAMAGES OR ANY DAMAGES WHATSOEVER RESULTING FROM LOSS OF USE, DATA OR PROFITS, WHETHER IN AN ACTION OF CONTRACT, NEGLIGENCE OR OTHER TORTIOUS ACTION, ARISING OUT OF OR IN CONNECTION WITH THE USE OR PERFORMANCE OF THIS SOFTWARE.

Copyright (c) 2007-2009, Troy D. Hanson
All rights reserved.

Redistribution and use in source and binary forms, with or without modification, are permitted provided that the following conditions are met:

Redistributions of source code must retain the above copyright notice, this list of conditions and the following disclaimer.

THIS SOFTWARE IS PROVIDED BY THE COPYRIGHT HOLDERS AND CONTRIBUTORS "AS IS" AND ANY EXPRESS OR IMPLIED WARRANTIES, INCLUDING, BUT NOT LIMITED TO, THE IMPLIED WARRANTIES OF MERCHANTABILITY AND FITNESS FOR A PARTICULAR PURPOSE ARE DISCLAIMED. IN NO EVENT SHALL THE COPYRIGHT OWNER OR CONTRIBUTORS BE LIABLE FOR ANY DIRECT, INDIRECT, INCIDENTAL, SPECIAL, EXEMPLARY, OR CONSEQUENTIAL DAMAGES (INCLUDING, BUT NOT LIMITED TO, PROCUREMENT OF SUBSTITUTE GOODS OR SERVICES; LOSS OF USE, DATA, OR PROFITS; OR BUSINESS INTERRUPTION) HOWEVER CAUSED AND ON ANY THEORY OF LIABILITY, WHETHER IN CONTRACT, STRICT LIABILITY, OR TORT (INCLUDING NEGLIGENCE OR OTHERWISE) ARISING IN ANY WAY OUT OF THE USE OF THIS SOFTWARE, EVEN IF ADVISED OF THE POSSIBILITY OF SUCH DAMAGE.

Copyright 1992, 1993 by TOSHIBA Corp.

Permission to use, copy, modify, and distribute this software and its documentation for any purpose and without fee is hereby granted, provided that the above copyright notice appear in all copies and that both that copyright notice and this permission notice appear in supporting documentation, and that the name of TOSHIBA not be used in advertising or publicity pertaining to distribution of the software without specific, written prior permission. TOSHIBA make no representations about the suitability of this software for any purpose. It is provided "as is" without express or implied warranty.

TOSHIBA DISCLAIM ALL WARRANTIES WITH REGARD TO THIS SOFTWARE, INCLUDING ALL IMPLIED WARRANTIES OF MERCHANTABILITY AND FITNESS, IN NO EVENT SHALL TOSHIBA BE LIABLE FOR ANY SPECIAL, INDIRECT OR CONSEQUENTIAL DAMAGES OR ANY DAMAGES WHATSOEVER RESULTING FROM LOSS OF USE, DATA OR PROFITS, WHETHER IN AN ACTION OF CONTRACT, NEGLIGENCE OR OTHER TORTIOUS ACTION, ARISING OUT OF OR IN CONNECTION WITH THE USE OR PERFORMANCE OF THIS SOFTWARE.

Copyright IBM Corporation 1993

All Rights Reserved

License to use, copy, modify, and distribute this software and its documentation for any purpose and without fee is hereby granted, provided that the above copyright notice appear in all copies and that both that copyright notice and this permission notice appear in supporting documentation, and that the name of IBM not be used in advertising or publicity pertaining to distribution of the software without specific, written prior permission.

IBM DISCLAIMS ALL WARRANTIES WITH REGARD TO THIS SOFTWARE, INCLUDING ALL IMPLIED WARRANTIES OF MERCHANTABILITY, FITNESS, AND NONINFRINGEMENT OF THIRD PARTY RIGHTS, IN NO EVENT SHALL IBM BE LIABLE FOR ANY SPECIAL, INDIRECT OR CONSEQUENTIAL DAMAGES OR ANY DAMAGES WHATSOEVER RESULTING FROM LOSS OF USE, DATA OR PROFITS, WHETHER IN AN ACTION OF CONTRACT, NEGLIGENCE OR OTHER TORTIOUS ACTION, ARISING OUT OF OR IN CONNECTION WITH THE USE OR PERFORMANCE OF THIS SOFTWARE.

Copyright 1990, 1991 by OMRON Corporation, NTT Software Corporation, and Nippon Telegraph and Telephone Corporation

Permission to use, copy, modify, distribute, and sell this software and its documentation for any purpose is hereby granted without fee, provided that the above copyright notice appear in all copies and that both that copyright notice and this permission notice appear in supporting documentation, and that the names of OMRON, NTT Software, and NTT not be used in advertising or publicity pertaining to distribution of the software without specific, written prior permission. OMRON, NTT Software, and NTT make no representations about the suitability of this software for any purpose. It is provided "as is" without express or implied warranty.

OMRON, NTT SOFTWARE, AND NTT, DISCLAIM ALL WARRANTIES WITH REGARD TO THIS SOFTWARE, INCLUDING ALL IMPLIED WARRANTIES OF MERCHANTABILITY AND FITNESS, IN NO EVENT SHALL OMRON, NTT SOFTWARE, OR NTT, BE LIABLE FOR ANY SPECIAL, INDIRECT OR CONSEQUENTIAL DAMAGES OR ANY DAMAGES WHATSOEVER RESULTING FROM LOSS OF USE, DATA OR PROFITS, WHETHER IN AN ACTION OF CONTRACT, NEGLIGENCE OR OTHER TORTIOUS ACTION, ARISING OUT OF OR IN CONNECTION WITH THE USE OR PERFORMANCE OF THIS SOFTWARE.

22. libxext

Copyright 1986, 1987, 1988, 1989, 1994, 1998 The Open Group

Permission to use, copy, modify, distribute, and sell this software and its documentation for any purpose is hereby granted without fee, provided that the above copyright notice appear in all copies and that both that copyright notice and this permission notice appear in supporting documentation.

The above copyright notice and this permission notice shall be included in all copies or substantial portions of the Software.

THE SOFTWARE IS PROVIDED "AS IS", WITHOUT WARRANTY OF ANY KIND, EXPRESS OR IMPLIED, INCLUDING BUT NOT LIMITED TO THE WARRANTIES OF MERCHANTABILITY, FITNESS FOR A PARTICULAR PURPOSE AND NONINFRINGEMENT. IN NO EVENT SHALL THE OPEN GROUP BE LIABLE FOR ANY CLAIM, DAMAGES OR OTHER LIABILITY, WHETHER IN AN ACTION OF CONTRACT, TORT OR OTHERWISE, ARISING FROM, OUT OF OR IN CONNECTION WITH THE SOFTWARE OR THE USE OR OTHER DEALINGS IN THE SOFTWARE.

Except as contained in this notice, the name of The Open Group shall not be used in advertising or otherwise to promote the sale, use or other dealings in this Software without prior written authorization from The Open Group.

Copyright (c) 1996 Digital Equipment Corporation, Maynard, Massachusetts.

Permission is hereby granted, free of charge, to any person obtaining a copy of this software and associated documentation files (the "Software"), to deal in the Software without restriction, including without limitation the rights to use, copy, modify, merge, publish, distribute, sublicense, and/or sell copies of the Software.

The above copyright notice and this permission notice shall be included in all copies or substantial portions of the Software.

THE SOFTWARE IS PROVIDED "AS IS", WITHOUT WARRANTY OF ANY KIND, EXPRESS OR IMPLIED, INCLUDING BUT NOT LIMITED TO THE WARRANTIES OF MERCHANTABILITY, FITNESS FOR A PARTICULAR PURPOSE AND NONINFRINGEMENT. IN NO EVENT SHALL DIGITAL EQUIPMENT CORPORATION BE LIABLE FOR ANY CLAIM, DAMAGES, INCLUDING, BUT NOT LIMITED TO CONSEQUENTIAL OR INCIDENTAL DAMAGES, OR OTHER LIABILITY, WHETHER IN AN ACTION OF CONTRACT, TORT OR OTHERWISE, ARISING FROM, OUT OF OR IN CONNECTION WITH THE SOFTWARE OR THE USE OR OTHER DEALINGS IN THE SOFTWARE.

Except as contained in this notice, the name of Digital Equipment Corporation shall not be used in advertising or otherwise to promote the sale, use or other dealings in this Software without prior written authorization from Digital Equipment Corporation.

Copyright (c) 1997 by Silicon Graphics Computer Systems, Inc.

Permission to use, copy, modify, and distribute this software and its documentation for any purpose and without fee is hereby granted, provided that the above copyright notice appear in all copies and that both that copyright notice and this permission notice appear in supporting documentation, and that the name of Silicon Graphics not be used in advertising or publicity pertaining to distribution of the software without specific prior written permission. Silicon Graphics makes no representation about the suitability of this software for any purpose. It is provided "as is" without any express or implied warranty.

SILICON GRAPHICS DISCLAIMS ALL WARRANTIES WITH REGARD TO THIS SOFTWARE, INCLUDING ALL IMPLIED WARRANTIES OF MERCHANTABILITY AND FITNESS FOR A PARTICULAR PURPOSE. IN NO EVENT SHALL SILICON GRAPHICS BE LIABLE FOR ANY SPECIAL, INDIRECT OR CONSEQUENTIAL DAMAGES OR ANY DAMAGES WHATSOEVER RESULTING FROM LOSS OF USE, DATA OR PROFITS, WHETHER IN AN ACTION OF CONTRACT, NEGLIGENCE OR OTHER TORTIOUS ACTION, ARISING OUT OF OR IN CONNECTION WITH THE USE OR PERFORMANCE OF THIS SOFTWARE.

Copyright 1992 Network Computing Devices

Permission to use, copy, modify, distribute, and sell this software and its documentation for any purpose is hereby granted without fee, provided that the above copyright notice appear in all copies and that both that copyright notice and this permission notice appear in supporting documentation, and that the name of NCD. not be used in advertising or publicity pertaining to distribution of the software without specific, written prior permission. NCD. makes no representations about the suitability of this software for any purpose. It is provided "as is" without express or implied warranty.

NCD. DISCLAIMS ALL WARRANTIES WITH REGARD TO THIS SOFTWARE, INCLUDING ALL IMPLIED WARRANTIES OF MERCHANTABILITY AND FITNESS, IN NO EVENT SHALL NCD. BE LIABLE FOR ANY SPECIAL, INDIRECT OR CONSEQUENTIAL DAMAGES OR ANY DAMAGES WHATSOEVER RESULTING FROM LOSS OF USE, DATA OR PROFITS, WHETHER IN AN ACTION OF CONTRACT, NEGLIGENCE OR OTHER TORTIOUS ACTION, ARISING OUT OF OR IN CONNECTION WITH THE USE OR PERFORMANCE OF THIS SOFTWARE.

Copyright 1991, 1993 by Digital Equipment Corporation, Maynard, Massachusetts, and Olivetti Research Limited, Cambridge, England.

All Rights Reserved

Permission to use, copy, modify, and distribute this software and its documentation for any purpose and without fee is hereby granted, provided that the above copyright notice appear in all copies and that both that copyright notice and this permission notice appear in supporting documentation, and that the names of Digital or Olivetti not be used in advertising or publicity pertaining to distribution of the software without specific, written prior permission.

DIGITAL AND OLIVETTI DISCLAIM ALL WARRANTIES WITH REGARD TO THIS SOFTWARE, INCLUDING ALL IMPLIED WARRANTIES OF MERCHANTABILITY AND FITNESS, IN NO EVENT SHALL THEY BE LIABLE FOR ANY SPECIAL, INDIRECT OR CONSEQUENTIAL DAMAGES OR ANY DAMAGES WHATSOEVER RESULTING FROM LOSS OF USE, DATA OR PROFITS, WHETHER IN AN ACTION OF CONTRACT, NEGLIGENCE OR OTHER TORTIOUS ACTION, ARISING OUT OF OR IN CONNECTION WITH THE USE OR PERFORMANCE OF THIS SOFTWARE.

Copyright 1986, 1987, 1988 by Hewlett-Packard Corporation

Permission to use, copy, modify, and distribute this software and its documentation for any purpose and without fee is hereby granted, provided that the above copyright notice appear in all copies and that both that copyright notice and this permission notice appear in supporting documentation, and that the name of Hewlett-Packard not be used in advertising or publicity pertaining to distribution of the software without specific, written prior permission.

Hewlett-Packard makes no representations about the suitability of this software for any purpose. It is provided "as is" without express or implied warranty.

This software is not subject to any license of the American Telephone and Telegraph Company or of the Regents of the University of California.

Copyright (c) 1994, 1995 Hewlett-Packard Company

Permission is hereby granted, free of charge, to any person obtaining a copy of this software and associated documentation files (the "Software"), to deal in the Software without restriction, including without limitation the rights to use, copy, modify, merge, publish, distribute, sublicense, and/or sell copies of the Software, and to permit persons to whom the Software is furnished to do so, subject to the following conditions:

The above copyright notice and this permission notice shall be included in all copies or substantial portions of the Software.

THE SOFTWARE IS PROVIDED "AS IS", WITHOUT WARRANTY OF ANY KIND, EXPRESS OR IMPLIED, INCLUDING BUT NOT LIMITED TO THE WARRANTIES OF MERCHANTABILITY, FITNESS FOR A PARTICULAR PURPOSE AND NONINFRINGEMENT. IN NO EVENT SHALL HEWLETT-PACKARD COMPANY BE LIABLE FOR ANY CLAIM, DAMAGES OR OTHER LIABILITY, WHETHER IN AN ACTION OF CONTRACT, TORT OR OTHERWISE, ARISING FROM, OUT OF OR IN CONNECTION WITH THE SOFTWARE OR THE USE OR OTHER DEALINGS IN THE SOFTWARE.

Except as contained in this notice, the name of the Hewlett-Packard Company shall not be used in advertising or otherwise to promote the sale, use or other dealings in this Software without prior written authorization from the Hewlett-Packard Company.

Copyright Digital Equipment Corporation, 1996

Permission to use, copy, modify, distribute, and sell this documentation for any purpose is hereby granted without fee, provided that the above copyright notice and this permission notice appear in all copies. Digital Equipment Corporation makes no representations about the suitability for any purpose of the information in this document. This documentation is provided "as is" without express or implied warranty.

Copyright (c) 1999, 2005, 2006, 2013, Oracle and/or its affiliates.

All rights reserved.

Permission is hereby granted, free of charge, to any person obtaining a copy of this software and associated documentation files (the "Software"), to deal in the Software without restriction, including without limitation the rights to use, copy, modify, merge, publish, distribute, sublicense, and/or sell copies of the Software, and to permit persons to whom the Software is furnished to do so, subject to the following conditions:

The above copyright notice and this permission notice (including the next paragraph) shall be included in all copies or substantial portions of the Software.

THE SOFTWARE IS PROVIDED "AS IS", WITHOUT WARRANTY OF ANY KIND, EXPRESS OR IMPLIED, INCLUDING BUT NOT LIMITED TO THE WARRANTIES OF MERCHANTABILITY, FITNESS FOR A PARTICULAR PURPOSE AND NONINFRINGEMENT. IN NO EVENT SHALL THE AUTHORS OR COPYRIGHT HOLDERS BE LIABLE FOR ANY CLAIM, DAMAGES OR OTHER LIABILITY, WHETHER IN AN ACTION OF CONTRACT, TORT OR OTHERWISE, ARISING FROM, OUT OF OR IN CONNECTION WITH THE SOFTWARE OR THE USE OR OTHER DEALINGS IN THE SOFTWARE.

Copyright (c) 1989 X Consortium, Inc. and Digital Equipment Corporation.
 Copyright (c) 1992 X Consortium, Inc. and Intergraph Corporation.
 Copyright (c) 1993 X Consortium, Inc. and Silicon Graphics, Inc.
 Copyright (c) 1994, 1995 X Consortium, Inc. and Hewlett-Packard Company.

Permission to use, copy, modify, and distribute this documentation for any purpose and without fee is hereby granted, provided that the above copyright notice and this permission notice appear in all copies. Digital Equipment Corporation, Intergraph Corporation, Silicon Graphics, Hewlett-Packard, and the X Consortium make no representations about the suitability for any purpose of the information in this document. This documentation is provided ``as is'' without express or implied warranty.

23. openssh

This file is part of the OpenSSH software.

The licences which components of this software fall under are as follows. First, we will summarize and say that all components are under a BSD licence, or a licence more free than that.

OpenSSH contains no GPL code.

1)

Copyright (c) 1995 Tatu Ylonen <yl@cs.hut.fi>, Espoo, Finland
 * All rights reserved

* As far as I am concerned, the code I have written for this software
 * can be used freely for any purpose. Any derived versions of this
 * software must be clearly marked as such, and if the derived work is
 * incompatible with the protocol description in the RFC file, it must be
 * called by a name other than "ssh" or "Secure Shell".

[Tatu continues]

* However, I am not implying to give any licenses to any patents or
 * copyrights held by third parties, and the software includes parts that
 * are not under my direct control. As far as I know, all included
 * source code is used in accordance with the relevant license agreements
 * and can be used freely for any purpose (the GNU license being the most
 * restrictive); see below for details.

[However, none of that term is relevant at this point in time. All of
 these restrictively licenced software components which he talks about
 have been removed from OpenSSH, i.e.,

- RSA is no longer included, found in the OpenSSL library
- IDEA is no longer included, its use is deprecated
- DES is now external, in the OpenSSL library
- GMP is no longer used, and instead we call BN code from OpenSSL
- Zlib is now external, in a library
- The make-ssh-known-hosts script is no longer included
- TSS has been removed
- MD5 is now external, in the OpenSSL library
- RC4 support has been replaced with ARC4 support from OpenSSL
- Blowfish is now external, in the OpenSSL library

[The licence continues]

Note that any information and cryptographic algorithms used in this
 software are publicly available on the Internet and at any major
 bookstore, scientific library, and patent office worldwide. More
 information can be found e.g. at "<http://www.cs.hut.fi/crypto>".

The legal status of this program is some combination of all these
 permissions and restrictions. Use only at your own responsibility.
 You will be responsible for any legal consequences yourself; I am not
 making any claims whether possessing or using this is legal or not in
 your country, and I am not taking any responsibility on your behalf.

NO WARRANTY

BECAUSE THE PROGRAM IS LICENSED FREE OF CHARGE, THERE IS NO WARRANTY

FOR THE PROGRAM, TO THE EXTENT PERMITTED BY APPLICABLE LAW. EXCEPT WHEN OTHERWISE STATED IN WRITING THE COPYRIGHT HOLDERS AND/OR OTHER PARTIES PROVIDE THE PROGRAM "AS IS" WITHOUT WARRANTY OF ANY KIND, EITHER EXPRESSED OR IMPLIED, INCLUDING, BUT NOT LIMITED TO, THE IMPLIED WARRANTIES OF MERCHANTABILITY AND FITNESS FOR A PARTICULAR PURPOSE. THE ENTIRE RISK AS TO THE QUALITY AND PERFORMANCE OF THE PROGRAM IS WITH YOU. SHOULD THE PROGRAM PROVE DEFECTIVE, YOU ASSUME THE COST OF ALL NECESSARY SERVICING, REPAIR OR CORRECTION.

IN NO EVENT UNLESS REQUIRED BY APPLICABLE LAW OR AGREED TO IN WRITING WILL ANY COPYRIGHT HOLDER, OR ANY OTHER PARTY WHO MAY MODIFY AND/OR REDISTRIBUTE THE PROGRAM AS PERMITTED ABOVE, BE LIABLE TO YOU FOR DAMAGES, INCLUDING ANY GENERAL, SPECIAL, INCIDENTAL OR CONSEQUENTIAL DAMAGES ARISING OUT OF THE USE OR INABILITY TO USE THE PROGRAM (INCLUDING BUT NOT LIMITED TO LOSS OF DATA OR DATA BEING RENDERED INACCURATE OR LOSSES SUSTAINED BY YOU OR THIRD PARTIES OR A FAILURE OF THE PROGRAM TO OPERATE WITH ANY OTHER PROGRAMS), EVEN IF SUCH HOLDER OR OTHER PARTY HAS BEEN ADVISED OF THE POSSIBILITY OF SUCH DAMAGES.

2)

The 32-bit CRC compensation attack detector in deattack.c was
 contributed by CORE SDI S.A. under a BSD-style license.

* Cryptographic attack detector for ssh - source code

* Copyright (c) 1998 CORE SDI S.A., Buenos Aires, Argentina.

* All rights reserved. Redistribution and use in source and binary forms, with or without modification, are permitted provided that this copyright notice is retained.
* THIS SOFTWARE IS PROVIDED "AS IS" AND ANY EXPRESS OR IMPLIED WARRANTIES ARE DISCLAIMED. IN NO EVENT SHALL CORE SDI S.A. BE LIABLE FOR ANY DIRECT, INDIRECT, INCIDENTAL, SPECIAL, EXEMPLARY OR CONSEQUENTIAL DAMAGES RESULTING FROM THE USE OR MISUSE OF THIS SOFTWARE.
* Ariel Futoransky <futo@core-sdi.com>
* <<http://www.core-sdi.com>>

3) ssh-keyscan was contributed by David Mazieres under a BSD-style license.

* Copyright 1995, 1996 by David Mazieres <dm@lcs.mit.edu>.
* Modification and redistribution in source and binary forms is permitted provided that due credit is given to the author and the OpenBSD project by leaving this copyright notice intact.

4) The Rijndael implementation by Vincent Rijmen, Antoon Bosselaers and Paulo Barreto is in the public domain and distributed with the following license:

* @version 3.0 (December 2000)
* Optimised ANSI C code for the Rijndael cipher (now AES)
* @author Vincent Rijmen <vincent.rijmen@esat.kuleuven.ac.be>
* @author Antoon Bosselaers <antoon.bosselaers@esat.kuleuven.ac.be>
* @author Paulo Barreto <paulo.barreto@terra.com.br>
* This code is hereby placed in the public domain.
* THIS SOFTWARE IS PROVIDED BY THE AUTHORS "AS IS" AND ANY EXPRESS OR IMPLIED WARRANTIES, INCLUDING, BUT NOT LIMITED TO, THE IMPLIED WARRANTIES OF MERCHANTABILITY AND FITNESS FOR A PARTICULAR PURPOSE ARE DISCLAIMED. IN NO EVENT SHALL THE AUTHORS OR CONTRIBUTORS BE LIABLE FOR ANY DIRECT, INDIRECT, INCIDENTAL, SPECIAL, EXEMPLARY, OR CONSEQUENTIAL DAMAGES (INCLUDING, BUT NOT LIMITED TO, PROCUREMENT

OF SUBSTITUTE GOODS OR SERVICES; LOSS OF USE, DATA, OR PROFITS; OR BUSINESS INTERRUPTION) HOWEVER CAUSED AND ON ANY THEORY OF LIABILITY, WHETHER IN CONTRACT, STRICT LIABILITY, OR TORT (INCLUDING NEGLIGENCE OR OTHERWISE) ARISING IN ANY WAY OUT OF THE USE OF THIS SOFTWARE, EVEN IF ADVISED OF THE POSSIBILITY OF SUCH DAMAGE.

5) One component of the ssh source code is under a 3-clause BSD license, held by the University of California, since we pulled these parts from original Berkeley code.

* Copyright (c) 1983, 1990, 1992, 1993, 1995
* The Regents of the University of California. All rights reserved.
* Redistribution and use in source and binary forms, with or without modification, are permitted provided that the following conditions are met:
* 1. Redistributions of source code must retain the above copyright notice, this list of conditions and the following disclaimer.
* 2. Redistributions in binary form must reproduce the above copyright notice, this list of conditions and the following disclaimer in the documentation and/or other materials provided with the distribution.
* 3. Neither the name of the University nor the names of its contributors may be used to endorse or promote products derived from this software without specific prior written permission.
* THIS SOFTWARE IS PROVIDED BY THE REGENTS AND CONTRIBUTORS "AS IS" AND ANY EXPRESS OR IMPLIED WARRANTIES, INCLUDING, BUT NOT LIMITED TO, THE IMPLIED WARRANTIES OF MERCHANTABILITY AND FITNESS FOR A PARTICULAR PURPOSE ARE DISCLAIMED. IN NO EVENT SHALL THE REGENTS OR CONTRIBUTORS BE LIABLE FOR ANY DIRECT, INDIRECT, INCIDENTAL, SPECIAL, EXEMPLARY, OR CONSEQUENTIAL DAMAGES (INCLUDING, BUT NOT LIMITED TO, PROCUREMENT OF SUBSTITUTE GOODS OR SERVICES; LOSS OF USE, DATA, OR PROFITS; OR BUSINESS INTERRUPTION) HOWEVER CAUSED AND ON ANY THEORY OF LIABILITY, WHETHER IN CONTRACT, STRICT LIABILITY, OR TORT (INCLUDING NEGLIGENCE OR OTHERWISE) ARISING IN ANY WAY OUT OF THE USE OF THIS SOFTWARE, EVEN IF ADVISED OF THE POSSIBILITY OF SUCH DAMAGE.

6) Remaining components of the software are provided under a standard 2-term BSD licence with the following names as copyright holders:

Markus Friedl
Theo de Raadt
Niels Provos
Dug Song
Aaron Campbell
Damien Miller

Kevin Steves
 Daniel Kouril
 Wesley Griffin
 Per Allansson
 Nils Nordman
 Simon Wilkinson

Portable OpenSSH additionally includes code from the following copyright holders, also under the 2-term BSD license:

Ben Lindstrom
 Tim Rice
 Andre Lucas
 Chris Adams
 Corinna Vinschen
 Cray Inc.
 Denis Parker
 Gert Doering
 Jakob Schlyter
 Jason Downs
 Juha Yrjölä
 Michael Stone
 Networks Associates Technology, Inc.
 Solar Designer
 Todd C. Miller
 Wayne Schroeder
 William Jones
 Darren Tucker
 Sun Microsystems
 The SCO Group
 Daniel Walsh
 Red Hat, Inc
 Simon Vallet / Genoscope

- * Redistribution and use in source and binary forms, with or without modification, are permitted provided that the following conditions are met:
- * 1. Redistributions of source code must retain the above copyright notice, this list of conditions and the following disclaimer.
- * 2. Redistributions in binary form must reproduce the above copyright notice, this list of conditions and the following disclaimer in the documentation and/or other materials provided with the distribution.

* THIS SOFTWARE IS PROVIDED BY THE AUTHOR "AS IS" AND ANY EXPRESS OR IMPLIED WARRANTIES, INCLUDING, BUT NOT LIMITED TO, THE IMPLIED WARRANTIES OF MERCHANTABILITY AND FITNESS FOR A PARTICULAR PURPOSE ARE DISCLAIMED. IN NO EVENT SHALL THE AUTHOR BE LIABLE FOR ANY DIRECT, INDIRECT, INCIDENTAL, SPECIAL, EXEMPLARY, OR CONSEQUENTIAL DAMAGES (INCLUDING, BUT NOT LIMITED TO, PROCUREMENT OF SUBSTITUTE GOODS OR SERVICES; LOSS OF USE, DATA, OR PROFITS; OR BUSINESS INTERRUPTION) HOWEVER CAUSED AND ON ANY THEORY OF LIABILITY, WHETHER IN CONTRACT, STRICT LIABILITY, OR TORT (INCLUDING NEGLIGENCE OR OTHERWISE) ARISING IN ANY WAY OUT OF THE USE OF THIS SOFTWARE, EVEN IF ADVISED OF THE POSSIBILITY OF SUCH DAMAGE.

8) Portable OpenSSH contains the following additional licenses:

a) md5crypt.c, md5crypt.h

* "THE BEER-WARE LICENSE" (Revision 42):
 * <phk@login.dknet.dk> wrote this file. As long as you retain this notice you can do whatever you want with this stuff. If we meet some day, and you think this stuff is worth it, you can buy me a beer in return. Poul-Henning Kamp

b) snprintf replacement

* Copyright Patrick Powell 1995
 * This code is based on code written by Patrick Powell
 * (papowell@astart.com) It may be used for any purpose as long as this notice remains intact on all source code distributions

c) Compatibility code (openbsd-compat)

Apart from the previously mentioned licenses, various pieces of code in the openbsd-compat/ subdirectory are licensed as follows:

Some code is licensed under a 3-term BSD license, to the following copyright holders:

Todd C. Miller
 Theo de Raadt
 Damien Miller
 Eric P. Allman
 The Regents of the University of California
 Constantin S. Svintsoff

* Redistribution and use in source and binary forms, with or without
* modification, are permitted provided that the following conditions
* are met:
* 1. Redistributions of source code must retain the above copyright
* notice, this list of conditions and the following disclaimer.
* 2. Redistributions in binary form must reproduce the above copyright
* notice, this list of conditions and the following disclaimer in the
* documentation and/or other materials provided with the distribution.
* 3. Neither the name of the University nor the names of its contributors
* may be used to endorse or promote products derived from this software
* without specific prior written permission.
* THIS SOFTWARE IS PROVIDED BY THE REGENTS AND CONTRIBUTORS ``AS IS'' AND
* ANY EXPRESS OR IMPLIED WARRANTIES, INCLUDING, BUT NOT LIMITED TO, THE
* IMPLIED WARRANTIES OF MERCHANTABILITY AND FITNESS FOR A PARTICULAR PURPOSE
* ARE DISCLAIMED. IN NO EVENT SHALL THE REGENTS OR CONTRIBUTORS BE LIABLE
* FOR ANY DIRECT, INDIRECT, INCIDENTAL, SPECIAL, EXEMPLARY, OR CONSEQUENTIAL
* DAMAGES (INCLUDING, BUT NOT LIMITED TO, PROCUREMENT OF SUBSTITUTE GOODS
* OR SERVICES; LOSS OF USE, DATA, OR PROFITS; OR BUSINESS INTERRUPTION)
* HOWEVER CAUSED AND ON ANY THEORY OF LIABILITY, WHETHER IN CONTRACT, STRICT
* LIABILITY, OR TORT (INCLUDING NEGLIGENCE OR OTHERWISE) ARISING IN ANY WAY
* OUT OF THE USE OF THIS SOFTWARE, EVEN IF ADVISED OF THE POSSIBILITY OF
* SUCH DAMAGE.

Some code is licensed under an ISC-style license, to the following copyright holders:

Internet Software Consortium.

Todd C. Miller
Reyk Floeter
Chad Mynhier

* Permission to use, copy, modify, and distribute this software for any
* purpose with or without fee is hereby granted, provided that the above
* copyright notice and this permission notice appear in all copies.

* THE SOFTWARE IS PROVIDED "AS IS" AND TODD C. MILLER DISCLAIMS ALL
* WARRANTIES WITH REGARD TO THIS SOFTWARE INCLUDING ALL IMPLIED WARRANTIES
* OF MERCHANTABILITY AND FITNESS. IN NO EVENT SHALL TODD C. MILLER BE LIABLE
* FOR ANY SPECIAL, DIRECT, INDIRECT, OR CONSEQUENTIAL DAMAGES OR ANY DAMAGES
* WHATSOEVER RESULTING FROM LOSS OF USE, DATA OR PROFITS, WHETHER IN AN ACTION
* OF CONTRACT, NEGLIGENCE OR OTHER TORTIOUS ACTION, ARISING OUT OF OR IN
* CONNECTION WITH THE USE OR PERFORMANCE OF THIS SOFTWARE.

Some code is licensed under a MIT-style license to the following copyright holders:

Free Software Foundation, Inc.

* Permission is hereby granted, free of charge, to any person obtaining a *
* copy of this software and associated documentation files (the *
* "Software"), to deal in the Software without restriction, including *
* without limitation the rights to use, copy, modify, merge, publish, *
* distribute, distribute with modifications, sublicense, and/or sell *
* copies of the Software, and to permit persons to whom the Software is *
* furnished to do so, subject to the following conditions: *

* The above copyright notice and this permission notice shall be included *
* in all copies or substantial portions of the Software. *

* THE SOFTWARE IS PROVIDED "AS IS", WITHOUT WARRANTY OF ANY KIND, EXPRESS *
* OR IMPLIED, INCLUDING BUT NOT LIMITED TO THE WARRANTIES OF *
* MERCHANTABILITY, FITNESS FOR A PARTICULAR PURPOSE AND NON-INFRINGEMENT. *
* IN NO EVENT SHALL THE ABOVE COPYRIGHT HOLDERS BE LIABLE FOR ANY CLAIM, *
* DAMAGES OR OTHER LIABILITY, WHETHER IN AN ACTION OF CONTRACT, TORT OR *
* OTHERWISE, ARISING FROM, OUT OF OR IN CONNECTION WITH THE SOFTWARE OR *
* THE USE OR OTHER DEALINGS IN THE SOFTWARE. *

* Except as contained in this notice, the name(s) of the above copyright *
* holders shall not be used in advertising or otherwise to promote the *
* sale, use or other dealings in this Software without prior written *
* authorization. *****/

\$OpenBSD: LICENCE,v 1.19 2004/08/30 09:18:08 markus Exp \$

24. Boost Software License

Boost Software License - Version 1.0 - August 17th, 2003

Permission is hereby granted, free of charge, to any person or organization obtaining a copy of the software and accompanying documentation covered by this license (the "Software") to use, reproduce, display, distribute, execute, and transmit the Software, and to prepare derivative works of the Software, and to permit third-parties to whom the Software is furnished to do so, all subject to the following:

The copyright notices in the Software and this entire statement, including the above license grant, this restriction and the following disclaimer, must be included in all copies of the Software, in whole or in part, and all derivative works of the Software, unless such copies or derivative works are solely in the form of machine-executable object code generated by a source language processor.

THE SOFTWARE IS PROVIDED "AS IS", WITHOUT WARRANTY OF ANY KIND, EXPRESS OR IMPLIED, INCLUDING BUT NOT LIMITED TO THE WARRANTIES OF MERCHANTABILITY, FITNESS FOR A PARTICULAR PURPOSE, TITLE AND NON-INFRINGEMENT. IN NO EVENT SHALL THE COPYRIGHT HOLDERS OR ANYONE DISTRIBUTING THE SOFTWARE BE LIABLE FOR ANY DAMAGES OR OTHER LIABILITY, WHETHER IN CONTRACT, TORT OR OTHERWISE, ARISING FROM, OUT OF OR IN CONNECTION WITH THE SOFTWARE OR THE USE OR OTHER DEALINGS IN THE SOFTWARE.

