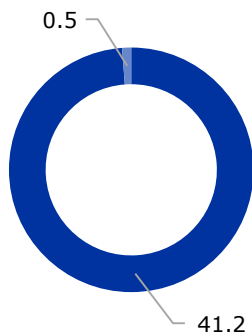


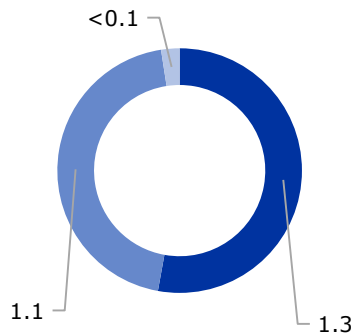

Environmental Data 2020

Water Consumption



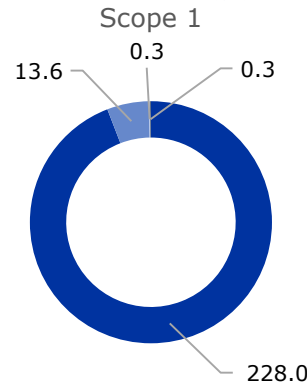
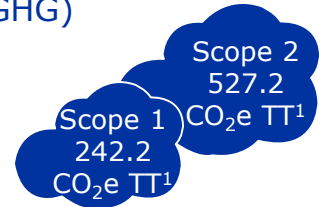
■ Municipal Water
■ Ground Water

Energy Consumption

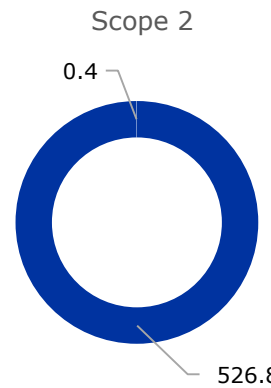


■ Electricity ■ Natural Gas
■ Others

Greenhouse Gas Emissions (GHG)

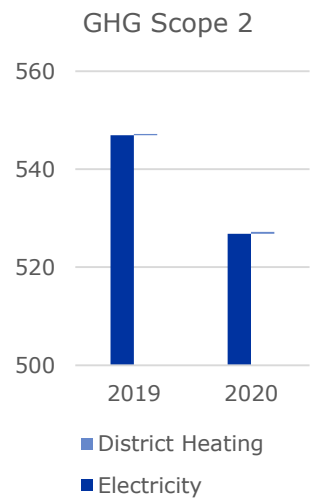
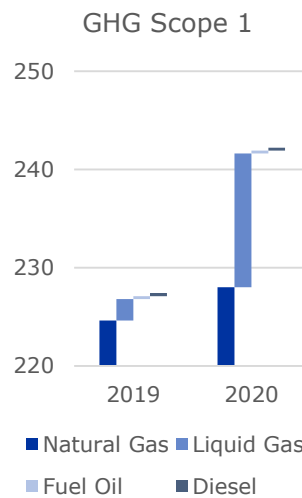
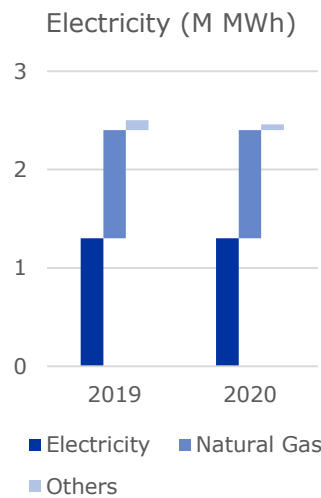
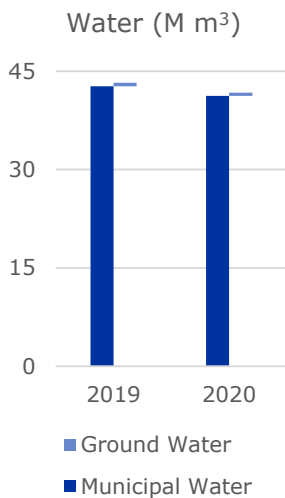


■ Natural Gas ■ Liquid Gas
■ Fuel Oil ■ Diesel



■ Electricity
■ District Heating

Resource breakdown in comparison to 2019



	2019	2020
Water (M m³)	43.2	41.7
Municipal Water	42.7	41.2
Ground Water	0.5	0.5

	2019	2020
Energy (M MWh)	2.4	2.5
Electricity	1.3	1.3
Natural Gas	1.1	1.1
Others	<0.1	<0.1

	2019	2020
Scope 1 CO₂-equivalent (K tons)	227.3	242.2
Natural Gas	224.6	228.0
Liquid Gas	2.2	13.6
Fuel Oil	0.3	0.3
Diesel	0.3	0.3
Scope 2 CO₂-equivalent (K tons)	547.2	527.2
Electricity	546.9	526.8
District Heating	0.3	0.4