


PROFILE
2017

creating
**ADDED
VALUE**



**FRESENIUS
MEDICAL CARE**

CREATING A FUTURE WORTH LIVING.

*For patients. Worldwide.
Every day.*



IN AROUND
150
COUNTRIES



114,000

EMPLOYEES

DECADES OF EXPERIENCE, INNOVATIVE RESEARCH, THE GLOBAL LEADER IN DIALYSIS SERVICES AND PRODUCTS – THAT IS FRESENIUS MEDICAL CARE.

PATIENTS WITH KIDNEY DISEASE CAN NOW LOOK AHEAD WITH MUCH MORE CONFIDENCE THANKS TO OUR INNOVATIVE TECHNOLOGIES AND TREATMENT CONCEPTS. WE GIVE THEM A FUTURE, ONE THAT OFFERS THEM THE BEST POSSIBLE QUALITY OF LIFE. THE INCREASING DEMAND FOR MODERN DIALYSIS METHODS FORMS THE BASIS FOR US, AS A LEADING PROVIDER IN THIS AREA, TO GROW SUSTAINABLY. TOGETHER WITH OUR EMPLOYEES, WE FOCUS ON PURSUING STRATEGIES THAT WILL ENABLE US TO CONTINUE OUR TECHNOLOGICAL LEADERSHIP. AS A VERTICALLY INTEGRATED COMPANY, WE OFFER PRODUCTS AND SERVICES FOR THE ENTIRE DIALYSIS VALUE CHAIN.

THE HIGHEST MEDICAL STANDARDS ARE OUR BENCHMARK. THIS IS OUR COMMITMENT TO OUR PATIENTS, OUR PARTNERS IN THE HEALTH CARE SYSTEM AND OUR INVESTORS, WHO TRUST IN THE RELIABLE PERFORMANCE AND THE FUTURE OF FRESENIUS MEDICAL CARE.

One IS OUR GREATEST VALUE



4

“Everything we do is for our patients. And we are developing continuously and are able to offer even better, safer and optimized care. This is how we create added value – for our patients.”

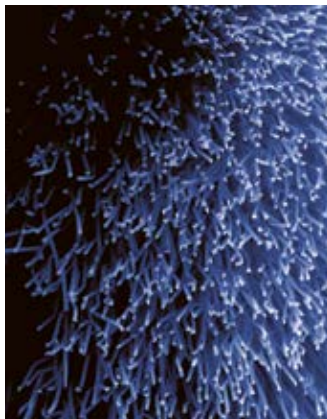
RICE POWELL
CEO and Chairman
of the Management Board





3,752

**DIALYSIS CENTERS
IN AROUND 50 COUNTRIES**



PROFILE

5



41

**PRODUCTION SITES
WORLDWIDE**

FRESENIUS MEDICAL CARE 2017

Added Value **FOR A BETTER QUALITY OF LIFE**



6



E
V
E
R
Y
0.7
S
E
C
O
N
D
S



**WE PROVIDE
A DIALYSIS
TREATMENT**

Dialysis is a vital blood cleansing procedure that substitutes the function of the kidney in case of kidney failure. As a vertically integrated company, Fresenius Medical Care offers products and services along the entire dialysis value chain from a single source. Along with our core business, we will focus on expanding our range of additional medical services.





Fresenius Medical Care provides more people than ever with access to life-saving dialysis therapies. We will keep on working to expand our core business with dialysis products and the treatment of dialysis patients. Along with strong growth in our core business, we aim to expand our range of additional medical services, the so-called Care Coordination business.

The quality of our products and services makes us a reliable partner for patients, health care systems and investors.



A valuable perspective **ON THE BIG PICTURE**

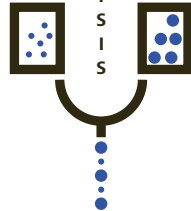
DIALYSIS PRODUCTS

H
E
M
O
D
I
A
L
Y
S
I
S



P
E
R
I
T
O
N
E
A
L

D
I
A
L
Y
S
I
S



1
I
N
2


DIALYSIS MACHINES

worldwide is made by
Fresenius Medical Care.


Hemodialysis is the most common procedure in renal replacement therapy. It is used to treat 89% of dialysis patients, mainly at specialist dialysis centers.

Peritoneal dialysis is used to treat 11% of dialysis patients. It is typically administered several times a day by patients themselves at home, at work, or at night while they sleep.

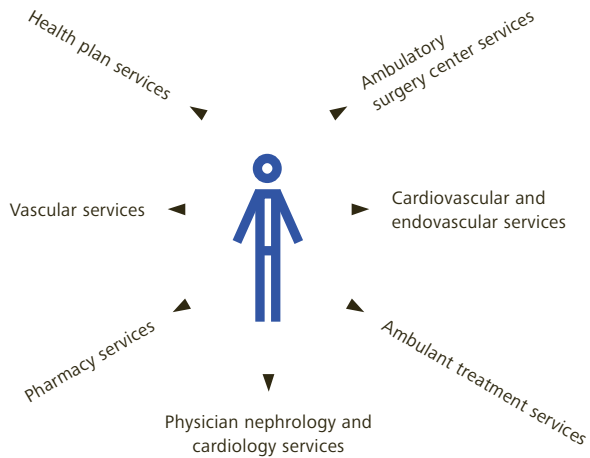
DIALYSIS SERVICES


320,960
PATIENTS

With 320,960 patients treated worldwide in 2017, Fresenius Medical Care is the leading provider of dialysis care.



CARE COORDINATION



REVENUE
IN M €2017
17,7842016
16,570

CHANGE OF +7%

NET INCOME¹
IN M €2017
1,2802016
1,144

CHANGE OF +12%

OPERATING INCOME (EBIT)
IN M €2017
2,3622016
2,409

CHANGE OF -2%

BASIC EARNINGS PER SHARE
IN €2017
4.172016
3.74

CHANGE OF +12%

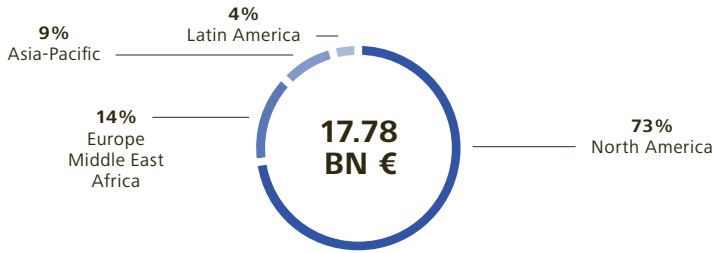
10

SELECTED KEY FIGURES
IN M €

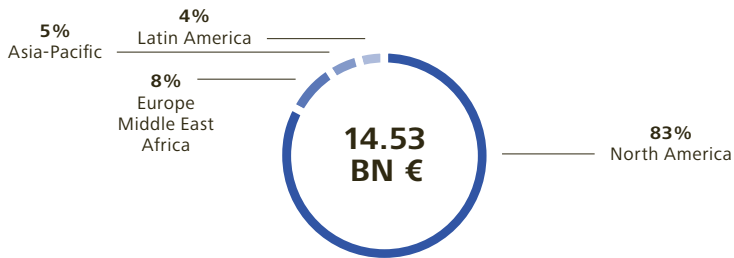
| | 2017 | 2016 | Change |
|---|-------|-------|--------|
| Earnings before interest, taxes, depreciation and amortization (EBITDA) | 3,098 | 3,110 | 0% |
| Net cash provided by (used in) operating activities | 2,192 | 1,932 | 13% |
| Free cash flow ² | 1,351 | 1,017 | 33% |
| Capital expenditures, net | 841 | 915 | -8% |
| Acquisitions and investments, net | 151 | 331 | -55% |
| Operating income margin <i>in %</i> | 13.3 | 14.5 | |
| Return on invested capital (ROIC) <i>in %</i> | 8.6 | 7.8 | |
| Equity ratio (equity/total assets) ³ <i>in %</i> | 45.1 | 43.3 | |
| Dividend per share ⁴ <i>in €</i> | 1.06 | 0.96 | 10% |

¹ Net income attributable to shareholders of Fresenius Medical Care AG & Co. KGaA.² Net cash provided by (used in) operating activities after capital expenditures, before acquisitions and investments.³ As of December 31 of the respective year.⁴ 2017: Proposal to be approved by the Annual General Meeting on May 17, 2018.

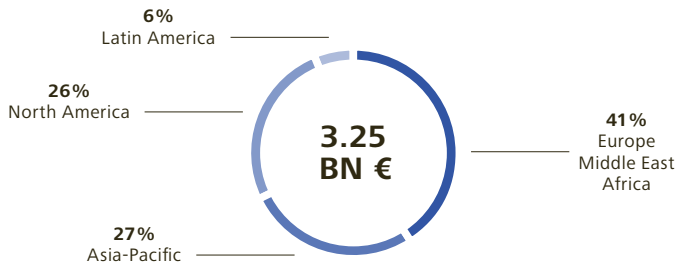
REVENUE 2017



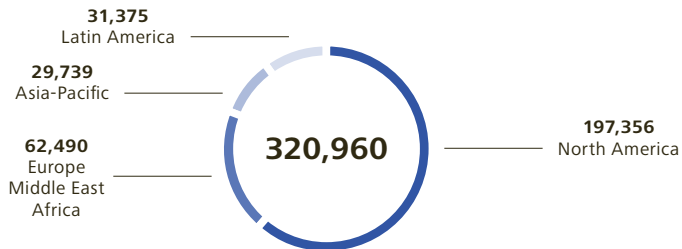
THEREOF HEALTH CARE SERVICES



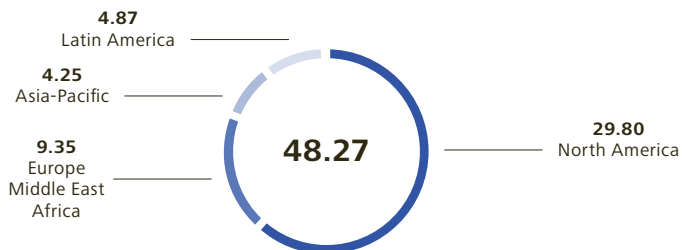
THEREOF HEALTH CARE PRODUCTS



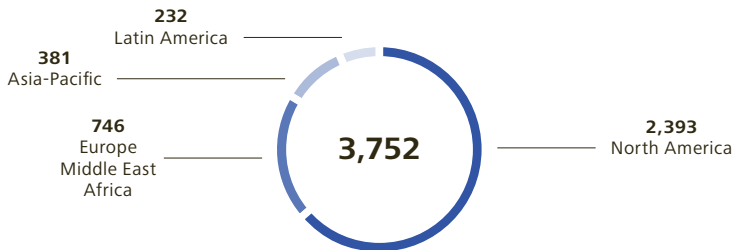
PATIENTS



TREATMENTS IN M



DIALYSIS CLINICS

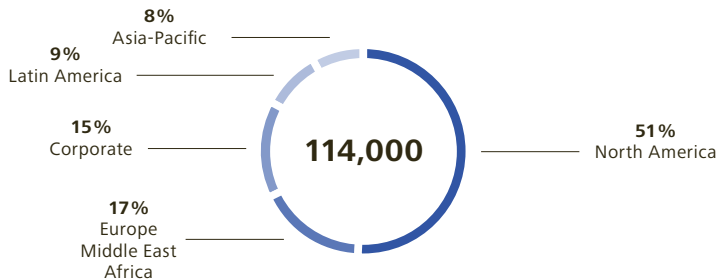


CREATING A FUTURE WORTH LIVING.
BE A PART OF IT.



OUR AIM:
TO OFFER OUR PATIENTS THE BEST
AND SAFEST HEALTH CARE PRODUCTS
AND HEALTH CARE SERVICES

EMPLOYEES BY REGION

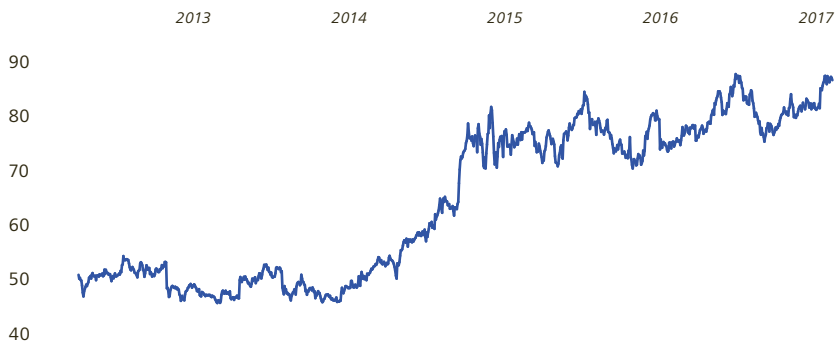


DIVIDEND PER SHARE IN €

| | | |
|-------------|-------------------------|--------|
| 2017 | 1.06¹ | |
| 2016 | 0.96 | ▲ +10% |
| 2015 | 0.80 | |
| 2014 | 0.78 | |
| 2013 | 0.77 | |

¹ Proposal to be approved by the Annual General Meeting on May 17, 2018.

SHARE PRICE PERFORMANCE – 5 YEARS IN €



14

BASIC SHARE DATA

Ticker symbols

| | |
|---|---------------|
| Frankfurt Stock Exchange/Prime Standard | FME |
| New York Stock Exchange (NYSE) | FMS |
| Reuters: XETRA/ADR NYSE | FMEG.DE/FMS.N |
| Bloomberg: XETRA/ADR NYSE | FME GY/FMS US |

Security identification codes

| | |
|------------------|--------------|
| WKN | 578580 |
| ISIN | DE0005785802 |
| CUSIP No. (NYSE) | 358029106 |

FINANCIAL CALENDAR 2018

Subject to change.



MAY 3

REPORT ON THE
FIRST QUARTER 2018



MAY 23

PAYMENT OF DIVIDEND SUBJECT
TO THE APPROVAL BY THE
ANNUAL GENERAL MEETING



MAY 17

ANNUAL GENERAL MEETING
FRANKFURT AM MAIN, GERMANY



JULY 31

REPORT ON THE
SECOND QUARTER 2018



OCTOBER 30

REPORT ON THE
THIRD QUARTER 2018

IMPRINT

PUBLISHED BY

Fresenius Medical Care AG & Co. KGaA

EDITORIAL OFFICE

Investor Relations & Corporate Communications

CONCEPT AND DESIGN

hw.design gmbh

FRESENIUS MEDICAL CARE

61346 Bad Homburg v. d. H., Germany

P +49 6172 609 0

www.freseniusmedicalcare.com

facebook.com/freseniusmedicalcare.corporate

twitter.com/fmc_ag

Corporate Communications

P +49 6172 609 25 25

F +49 6172 609 23 01

corporate-communications@fmc-ag.com

Investor Relations

P +49 6172 609 25 25

F +49 6172 609 23 01

ir@fmc-ag.com